



REPUBLIC OF GHANA

***MEDIUM TERM EXPENDITURE FRAMEWORK (MTEF)
FOR 2021-2024***

**OFFICE OF GOVERNMENT
MACHINERY**

***PROGRAMME BASED BUDGET ESTIMATES
For 2021***



Transforming Ghana Beyond Aid



**Stay Safe: Protect yourself and others
Observe the COVID-19 Health and Safety Protocols
Get Vaccinated**



OFFICE OF GOVERNMENT MACHINERY



The OGM MTEF PBB for 2021 is also available on the internet at: www.mofep.gov.gh



Contents

PART A: STRATEGIC OVERVIEW OF THE OFFICE OF GOVERNMENT MACHINERY (OGM)	2
1. POLICY OBJECTIVES	2
2. GOAL	2
3. CORE FUNCTIONS	2
4. POLICY OUTCOME INDICATORS AND TARGETS	3
POLICY OUTCOME INDICATORS AND TARGETS (MINISTRY OF SPECIAL INITIATIVE AND DEVELOPMENT)	8
5. SUMMARY OF KEY ACHIEVEMENT IN 2020	13
• Technical Working Group on Youth Development Index	16
• The launch of Mothers 2 Mothers in Ghana.....	17
• The 53 rd session of the United Nations Commission on Population and Development	17
• Steering Committee on Menstrual Hygiene Day	17
• Review meeting on five-year Strategic Plan	17
• BPI Annual Development Lectures	17
• YoLe Fellowship.....	18
• Three (3) residents in training for Membership in Public Health.....	18
MINISTRY OF MONITORING AND EVALUATION	19
5. SAMPLE PHOTOS OF COMPLETED IPEP PROJECTS	33
6. EXPENDITURE TRENDS FOR THE MEDIUM-TERM	49
PART B: BUDGET PROGRAMME SUMMARY.....	52
PROGRAMME 1: MANAGEMENT AND ADMINISTRATION	52
PROGRAMME 2: INSTITUTIONAL DEVELOPMENT	74
3. Budget Sub-Programme Results Statement	94
4. Budget Sub-Programme Operations and Projects	96
PROGRAMME 3: INVESTMENT PROMOTION AND MANAGEMENT	97
PROGRAMME 5: REGULATORY SERVICES	124
PROGRAMME 6: HIV AND AIDS MANAGEMENT	129





1.5. Appropriation Bill

Summary of Expenditure by Sub-Programme, Economic Item and Funding

Entity: 001 - Office of Government Machinery
 Year: 2021 | Currency: Ghanaian Cedi (GHS)
 2021 Full Year Budget

	GoG				IGF				Funds / Others			Donors			Grand Total
	Compensation of employees	Goods and Services	31 - Non financial assets	Total	Compensation of employees	Goods and Services	31 - Non financial assets	Total	Statutory	*Error: Invalid report object*	Goods and Services	31 - Non financial assets	Total		
00101 - Management and Administration	109,171,482	582,132,040	472,088,693	1,163,392,215						226,257,680				1,389,649,895	
00101001 - General Administration	96,195,233	511,772,608	35,252,948	643,220,789										643,220,789	
00101002 - Finance		40,343,393	431,161,885	471,505,278						226,257,680				697,762,958	
00101003 - Human Resource	4,055,668	2,455,000		6,510,668										6,510,668	
00101004 - Research; Information Monitoring and Evaluation		22,994,189	5,673,860	28,668,049										28,668,049	
00101005 - State Advisory and Support or presidency Advisory and Support	8,920,580	4,566,851		13,487,431										13,487,431	
00102 - Institutional Development	679,064,853	229,065,773		908,130,626								16,924,993		925,055,619	
00102001 - Human Resource Management	2,001,219	200,883,924		202,885,143										202,885,143	
00102002 - Institutional Strengthening	677,063,634	28,181,849		705,245,483								16,924,993		722,170,476	
00105 - Investment Promotion Management	12,797,757	129,688,719		142,486,477	15,672,306	27,775,962	340,702	43,788,970					22,365,038	208,640,484	
00105002 - Pro - Poor Interventions	11,465,616	129,173,812		140,639,428								22,365,038		163,004,466	
00105003 - Investment Promotion	1,332,141	514,907		1,847,048	15,672,306	27,775,962	340,702	43,788,970						45,636,018	
00106 - Regulatory Services	22,291,878	20,296,608		42,588,487										42,588,487	
00106000 - Regulatory Services	22,291,878	20,296,608		42,588,487										42,588,487	
00107 - HIV and AIDS Management	554,697	13,945,401		14,500,098										14,500,098	
00107000 - HIV and AIDS Management	554,697	13,945,401		14,500,098										14,500,098	
Grand Total	823,880,668	975,128,542	472,088,693	2,271,097,903	15,672,306	27,775,962	340,702	43,788,970		226,257,680			39,290,031	2,580,434,583	



1.5. Appropriation Bill

Summary of Expenditure by Sub-Programme, Economic Item and Funding

Entity: 046 - Ministry for Special Development Initiatives

Year: 2021 | Currency: Ghanaian Cedi (GHS)

2021 Full Year Budget

	GoG				IGF				Funds / Others			Donors			Grand Total
	Compensation of employees	Goods and Services	31 - Non financial assets	Total	Compensation of employees	Goods and Services	31 - Non financial assets	Total	Statutory	*Error: Invalid report object*	Goods and Services	31 - Non financial assets	Total		
04601 - P1. Management and Administration	0			0										0	
04601003 - SP1.3 Human Resource Development and Management	0			0										0	
04602 - P2. Infrastructure for Development			3,135,561	3,135,561						11,000,000				14,135,561	
04602002 - SP2.2 Economic Infrastructure Delivery and Management			3,135,561	3,135,561						11,000,000				14,135,561	
04603 - Infrastructure for Development			43,922,656	43,922,656						38,624,484				82,547,140	
04603001 - Infrastructure for Northern Development			22,539,072	22,539,072										22,539,072	
04603002 - Infrastructure for Middle Belt Development			9,619,030	9,619,030						26,218,363				35,837,393	
04603003 - Infrastructure for Coastal Belt Development			11,764,554	11,764,554						12,406,121				24,170,675	
Grand Total	0		47,058,217	47,058,217						49,624,484				96,682,701	

PART A: STRATEGIC OVERVIEW OF THE OFFICE OF GOVERNMENT MACHINERY (OGM)

1. POLICY OBJECTIVES

There are Nine (9) Policy Objectives that are relevant to the Office of Government Machinery.

These are as follows:

- Accelerate economic integration with other regional and sub-regional balance
- Increase access to affordable credit and capital by businesses of all size
- Enhance inclusive & equitable access and partition in education at all levels
- Ensure reduction of new AIDS/STIs infections especially among the vulnerable
- Ensure re-distribution of populations and spatially hierarchy of human settlements
- Upgrade inner cities zongos and slums and prevent the occurrence of new on
- Strengthen policy formulation planning and M&E processes at all levels
- Strengthen Ghana's relations and partition in regional and international affairs
- Professionalize and modernize Public institutions to be responsive and efficient

2. GOAL

The Office of Government Machinery (OGM) exists to provide accountable, transparent, managerial, technical and administrative services to the Presidency and other stakeholders for the attainment of government's development agenda of improving the quality of life of Ghanaians.

3. CORE FUNCTIONS

The core functions of OGM are to:

- Formulate, implement, co-ordinate, monitor and evaluate government policies and programmes
- Promote political tolerance, stability, security and peace in Ghana and the sub region
- Provide institutional capacity and an enabling environment for effective, efficient and sustainable service delivery
- Provide administrative, managerial and other support services to the Executive
- Develop Micro, Small and Medium Enterprises
- Establish an effective database for policy formulation and management
- Research into Population and HIV/AIDS issues
- Coordinate and monitor investment activities
- Award and monitor government scholarships
- Translate flagship policies outlined in the CPESDP 2017 - 2024 into strategies, programmes and projects for implementation by the three Development Authorities namely; the Northern Development, the Middle Belt and the Coastal Development Authorities;



- Initiate and co-ordinate the implementation of plans, programmes and projects of the three Development Authorities;
- Facilitate the improvement of basic infrastructure at the constituency level, especially in rural and deprived communities;

4. POLICY OUTCOME INDICATORS AND TARGETS

Outcome Indicator Description	Unit of Measurement	Baseline		Latest status		Target	
		Year	Value	Year	Value	Year	Value
Cabinet Decisions forwarded to	Number of Executive Approvals by H.E.	2019	21	2020	120	2021	135
Government Policies and Programmes	Number of Government policies and	2019	23	2020	18	2021	125
Registered foreign direct investment projects	Number of foreign direct investments projects	2019	147	2020	69	2021	220
Joint Venture projects	Number of joint venture projects	2019	46	2020	24	2021	55
Estimated number of jobs expected to be created	Number of jobs	2019	17,924	2020	7,821	2021	9,385
Uptake of HIV Testing for Pregnant Women	Number of Pregnant women who tested for HIV and who know their results	2019	1,211,232	2020	1,125,672	2021	1,238,208
Uptake of ART by HIV Positive Mothers	Number of HIV-Positive Pregnant women who received anti-retroviral to reduce the risk of mother to child transmission	2019	24,225	2020	24,764	2021	28,790
Test with Results	Number of people who received HIV test and who know their results	2019	1,271,347	2020	2,755,550	2021	2,816,920
HTC Services Provided	Number of health facilities providing HIV testing and counseling services according to National guidelines	2019	2,255	2020	2,950	2021	3,450



Outcome Indicator Description	Unit of Measurement	Baseline		Latest status		Target	
		Year	Value	Year	Value	Year	Value
Condom Uptake	Number of Male and Female condoms distributed to general population	2019	5,326,515	2020	7,500,000	2021	9,500,000
General initiative as flagship programme recruited graduate unemployment	Interviewed completed to enrolled graduates as trainees of about 100000 plus qualified for various modules	2019	100000	2020	100000	2021	120000
Initial modules identified including Health/Education/Agriculture/Technology/Governance/Revenue Mobilization	Heads of identified modules of implementation partners (MIP) in some of the aforementioned confirmation of modules	2019	7	2020	100000	2021	120000
Organization and designing series of trainees for qualified graduates under the modules	Influencing the learner's/Trainees performance and delivery at work place by using informal feedback from MIPs and coordinators	2019	100000	2020	100000	2021	120000
The social effects and economic transformation of relieving some level of economic hardship	Beneficiaries own stories to confirm the economic and social transformations of poor homes	2019	-	2020	97000	2021	120000
Remuneration to all selected trainees base upon the various modules implemented	Trainee's remunerated with a minimum stipends of 700 for each month	2019	-	2020	97373	2021	120000
NABCO beneficiaries exist plan after a successful trainee over a medium term strategy	Security of trainees obtaining a permanent jobs after a successful three years of intensive training assistance or less	2019	-	2020	7000	2021	50000



ECG Customers – Global	Number	2019	3,281,650	2020	3,595,336	2021	3739387
Distribution system losses - Accra East & West	Percentage	2019	28.36	2020	26.4	2021	23
Technical losses – Accra East & West	Percentage	2019	-	2020	8.9	2021	7.05
Commercial losses- Accra East & West	Percentage	23.69	-	22.54		2020	20.29
Percentage of pre-payment customers – Accra East	Percentage	65	64.23	90		2020	90
Percentage of pre-payment customers – Accra West	Percentage	90	89.43	95		2020	95
System Average Interruption Duration Index (SAIDI)- Accra East	Hours	129.16	81.74	130		2020	116
System Average Interruption Duration Index (SAIDI)- Accra West	Hours	256.25	93.01	16781		2020	149.15
System Average Interruption Frequency Index (SAIFI) – Accra East	Rate	42.09	37.91	45		2020	40
System Average Interruption Frequency Index (SAIFI) – Accra West	Rate	104.91	57.27	68		2020	60
Operating cost - recovery ratio	Percentage	TBD	-	TBD		20920	TBD
Average Collection Period	Days	163.27	-	171		2020	60
Debt as a percentage of total sales	Percentage	69.07	-	41.1		2020	17.3
Total electricity sold	Megawatt hours	7,670,880	-	8475397		2020	9,179, 878
Maintenance expenditure-asset value ratio	Percentage	1.48	-	1.77		2020	2.1
Average payment period to power producers	Days	235.10	-	191		2020	45



Average payment period to Ghana Grid Company	Days	187.68	-	165		2021	45
Registered Foreign Direct Investment Projects	Number of Foreign Direct Investment Projects	144	168	220	51	2021	300
Registered Foreign Direct Investment Projects	Number of Joint Venture Projects	50	51	141	21	2021	155
Estimated number of jobs to be created from investment activities	Number of jobs created	14,644	17,924	20,035	3,961	2021	22,039
recommendations of Internal Audit reports implemented	Numbers	2019	6154	2020	4105	2021	4256
Facilitate the establishment of IAUs in MDAs and MMDAs	Numbers	2019	400	2020	448	2021	492
Facilitate the establishment of ACs in MDAs and MMDAs	Numbers	2019	280	2020	162	2021	415
Review of Audit Charters with IAUs of MDAs and MMDAs	Numbers	2019	40	2020	35	2021	40
Review of Internal audit reports submitted by MDAs and MMDAs	Numbers	2019	847	2020	1035	2021	560
Training of IAU staff of MDAs and MMDAs	Numbers	2019	853	2020	508	2021	620
Conduct special assignments and review government programmes	Assignments	2019	3	2020	0	2021	2
Organize training programmes for Audit Committee members	Numbers	2019	N/A	2020	1080	2021	300
Monitor and Evaluate Audit Committees	Numbers	2019	N/A	2020	177	2021	180



Developed Annual work plan and budget	Date	2019	31	2020	31	2021	31
Annual Audit Conference Organise	Frequency	2019	1	2020	1	2021	1
Prepared and submitted IAA Annual Report	Frequency	2019	1	2020	1	2021	1
HIV Prevalence	Percent of the general Population	1.91 % (GDHS)	1.69% (EPP)	1.75%	1.67% (EPP)	2021	1.58%
	Percent of Key Population	8.3% (FSW) 13.1 % (MSM)	6.9% (FSW-2015) 18.1% (MSM-2017)	6.95% (FSW) 10.95 % (MSM)	6.9% (FSW-2015) 18.1% (MSM-2017)	2021	5.6%(FSW) 8.8%(MSM)
Reduction in HIV transmission and New Infections	Number of new infections in the index year	6,660	19,931	4,610	19,267	2021	2,560
Cumulative number of PLHIV Enrolled on ART	Absolute numbers	224,824	113,171	227,242	147,787	2021	229,920
Reduction in AIDS related deaths by 2020	Total AIDS related Deaths	6,580	14,181	4,555	11,797	2021	2,580
% of Men and Women with comprehensive knowledge on HIV and AIDS	Percent of the men and women aged 15-49 in the general population	Male = 50% Female = 40%	Male = 34%(2014 GDHS) Female = 23%(2014 GDHS)	Male = 60% Female = 55%	Male = 34%(2014 GDHS) Female = 23%(2014 GDHS)	2021	Male = 70% Female = 70%



POLICY OUTCOME INDICATORS AND TARGETS (MINISTRY OF SPECIAL INITIATIVE AND DEVELOPMENT)

Outcome Indicator Description	Unit of Measure	Baseline		Latest status		Target	
		Year	Value	Year	Value	Year	Value
Improved access to safe and reliable water supply services for all in communities of the 275 constituencies SDG Indicator 6.1: By 2030, achieve universal and equitable access to safe and affordable drinking water for all	No. of Water Systems	2016	0	2020	600	2021	400
Enhanced access to reliable environmental sanitation services in communities of the 275 constituencies SDG Indicator 6.2: By 2030, achieve access to adequate and equitable sanitation and hygiene for all and end open defecation, paying special attention to the needs of women and girls and those in vulnerable situations	No. WC Toilet	2016	0	2020	650	2021	350
Increased storage facilities for farm produce SDG Indicator 12.3: By 2030, halve per capita global food waste at the retail and consumer levels and reduce food losses along production and supply chains, including post-harvest losses	No. of 1,000 Metric tonnes Warehouses	2016	0	2020	42	2021	9
Increased access to water for small farming activities, livestock watering and other uses in the five northern regions	No. of Small Earth Dams	2016	0	2020	427	2021	133



SDG Indicator 2.4.1: Proportion of agricultural area under productive and sustainable agriculture							
<p>Improve access to market facilities for trading farm produce</p> <p>SDG Indicator 2.2c: Adopt measures to ensure the proper functioning of food commodity markets and their derivatives, and facilitate timely access to market information, including on food reserves, in order to help limit extreme food price volatility</p>	No. of rural urban markets provided under IPEP	2016	0	2020	48	2021	4
<p>Improved access to basic health service delivery</p> <p>SDG Indicator 3.8: Achieve universal health coverage, including financial risk protection, access to quality essential health-care services and access to safe, effective, quality and affordable essential medicines and vaccines for all</p>	No. of health service facilities provided	2016	0	2020	20	2021	6
<p>Constituency specific projects implemented under IPEP</p> <p>SDG Indicator 1.4: By 2030, ensure that all men and women, in particular the poor and the vulnerable, have equal rights to economic resources, as well as access to basic services, ownership and control over land and other forms of property, inheritance, natural resources, appropriate new technology and financial services, including microfinance</p>	Number of Projects	2016	0	2020	1000	2021	3000



INNER CITY AND ZONGO DEVELOPMENT

Policy Outcome Indicators and Targets

Outcome indicator description	Unit of measurement	Baseline		Latest update		Latest update	
		Year	Value	Year	Value	Year	Value
Improvement in zongo community access roads network	length of access roads rehabilitated	2019	0	2020	0.792km	2024	5km
	Length of alley ways paved	2019	0	2020	0	2024	2km
Improvement in Zongo community drainage network	length of community drains constructed	2019	0	2020	0.714km	2024	2km
	length of community drains dredged	2019	0	2020	0	2024	2km
	Number of bailey bridges constructed	2019	0	2020	0	2024	10
Improvement of Zongo community sports and recreational infrastructure	Number of community recreational parks (astro turfs) constructed	2019	0	2020	15	2024	20
	Number of green parks (pitch only) constructed	2019	0	2020	0	2024	5
Enhancing public safety and visibility in Zongo communities	number of streetlight units installed	2019	0	2020	1750	2024	5000
Improvements in basic educational infrastructure in Zongo communities	number of basic educational classroom blocks constructed	2019	0	2020	35	2024	55
	Number basic educational classroom furniture provided	2019	0	2020	30	2024	60
	Number of basic educational classroom blocks rehabilitated	2019	0	2020	1	2024	20
Enhancing access to safe and reliable water services for all in Zongo communities	number of mechanized community water systems constructed	2019	0	2020	48	2024	55
Enhancing access to improved and reliable sanitary	Number of institutional toilets constructed	2019	0	2020	13	2024	30



Outcome indicator description	Unit of measurement	Baseline		Latest update		Latest update	
		Year	Value	Year	Value	Year	Value
facilities in Zongo communities							
Enhancing access to maternal and child health facilities in Zongo communities	Number of maternal and child health facilities upgraded	2019	0	2020	2	2024	10
Creating opportunities for skills training, descent employment and youth participation in socioeconomic development	Number of Zongo youth trained in assorted vocational skills	2019	0	2020	1200	2024	5000
	Number of Zongo youth provided with basic tools for vocational skills	2019	0	2020	0	2024	10
	Number of Zongo youth trained in entrepreneurship and business development	2019	0	2020	1200	2024	5000
	Number of poultry out growers trained	2019	0	2020	0	2024	1000
	Number of poultry out growers provided with startup support	2019	0	2020	0	2024	500
	Number of people provided with animal husbandry support	2019	0	2020	0	2024	5000
	building effective child protection and family welfare systems in Zongo communities	Number of street children identified and given reintegration support	2019	0	2020	0	2024
Enhancing coverage of treatment interventions (pharmacological, psychosocial and rehabilitation and aftercare services) for substance use disorders in Zongo communities	Number of Zongo youth with drug abuse problems provided with reintegration support	2019	0	2020	0	2024	30



Outcome indicator description	Unit of measurement	Baseline		Latest update		Latest update	
		Year	Value	Year	Value	Year	Value
Increasing proficiencies in functional literacy and numeracy among Zongo adults without formal education	number of people enrolled in alternative adult education programme	2019	0	2020	0	2024	600
increasing the proportion of Zongo children in basic schools achieving at least a minimum proficiency level in reading and mathematics	Number of textbooks provided for the targeted educational improvement programme	2019	0	2020	60,532	2024	200,000
Enhance inclusive and equitable access to, and participation in quality education at all levels	Number of students provided with bursary support	2019	0	2020	182	2024	250
Enhanced communities' capacity for waste sorting and modern ways of processing household waste	Number of communities provided with waste sorting training	2019	0	2020	0	2024	10
Enhance access to improved and reliable environmental sanitation services	Number of waste sorting centres established	2019	0	2020	0	2024	5
Promoting tourism and culture in Zongo communities	Number of Zongo heritage assets listed	2019	0	2020	0	2024	50
Building community capacity for sports and recreational development	Zongo soccer league activities carried out	2019	0	2020	0	2024	1
Promoting social cohesion in Zongo communities for enhanced communal peace and security	Number of ethno-religious dialogue sessions conducted	2019	0	2020	2	2024	4



5. SUMMARY OF KEY ACHIEVEMENT IN 2020

Management and Administration Programme:

The cabinet Secretariat was able to organize Nineteen (19) meetings and One (1) Cabinet retreats. Hundred and One (101) Cabinet memos were produced, One Hundred and Forty-Six (146) Cabinet decisions and reports were produced out of which One Hundred and Twenty (120) were sent to Parliament as at September 2020.

Prior to the COVID-19 Pandemic, the State Protocol Department assisted in the hosting of the Prime Minister of Trinidad & Tobago for the Independence Day Celebration. The State Protocol Department in August this year assisted in the hosting of the Africa Union Commissioner during the official Commissioning & Handing over of the African Continental Free Trade Area (AFCFA) Secretariat. In September 2020, the Department assisted in the hosting of an ECOWAS Summit at Peduase in the Eastern Region with Heads of States from Ghana, Guinea, Burkina Faso, Nigeria (Vice President), Senegal, Niger, Cote D'Ivoire, Togo, and representatives from the Mali military.

Letter of Credence from Ambassadors and High Commissioners were presented to His Excellency the President by Officials from Zimbabwe, Mali, Kenya, India, Rwanda, Guinea and Togo.

In September, 2020, there was a second session for the presentation of letters of credence to His Excellency the President by envoys from Sudan, Cote D'Ivoire, Australia, Czech Republic and Italy.

Council of State was able to scrutinize appointments to Twenty-three (23) Public Institutions and Embassies of the Republic of Ghana. As an advisory body, the Council of State also held thirty-one (31) meetings including interactive sessions with Ministers of State, Public Officials and other Stakeholders on issues of national interest.

Institutional Development Programme:

The Public Sector Reform Secretariat/ Office of the Senior Minister

For the year under review, the Office initiated actions to implement the National Public Sector Reform Strategy (NPSRS), 2018-2023. Among various activities towards implementing the Strategy was to develop the Public Sector Reform for Results Project (PSRRP) in conjunction with the World Bank to support a partial implementation of the NPSRS, 2018-2023.

All effectiveness conditions including the under listed have been met and project has been declared effective:

- Establishment of a Project Management Unit (PMU);
- Establishment of Project Implementation Teams (PITs);
- Establishment of a Project Technical Committee (PTC);



- Development of a Project Operational Manual (POM);
- Establishment of a Project Steering Committee (PStC). The PMU is also in the process of advertising and selecting three (3) credible CSOs/NGOs unto the PStC to add up to the complement of the other nominated members;
- Opening of a Project Account; and
- Finalization of Work and Procurement Plans.

The PSRRP is aimed at improving efficiency and accountability in the delivery of selected services by selected front-line service delivery agencies. This will be achieved by strengthening the service culture among the employees of these public sector service delivery entities. It is also to reform the current structures, systems, processes, and internal management functions of the entities to provide modernized and timely services, and to enhance access to these services by leveraging available ICT infrastructure. The PSRRP also intends to re-engineer business processes of the entities to reduce processing and waiting times, enhance service delivery standards, and communicate with citizens and the private sector.

In all, sixteen (16) organizations are participating in the project. Participating agencies include the Driver and Vehicle Licensing Authority (DVLA), Passports Office (PO), Ghana Immigration Service (GIS), Environmental Protection Agency (EPA), and Births and Death Registry (BDR). The organizational performance of five (5) Ministries and three (3) Central Management Agencies (CMAs) which are part of the beneficiary organizations of the project, would be strengthened. These Ministries comprise, the : Ministry of Interior; Ministry of Local Government and Rural Development; Ministry of Environment, Science, Technology and Innovation; Ministry of Foreign Affairs and Regional Integration; and Ministry of Transport. The CMAs are, the: Public Services Commission (PSC); Office of the Head of the Civil Service (OHCS); Commission on Human Rights and Administrative Justice (CHRAJ); and National Information Technology Agency (NITA).

The Office continued the coordination of the implementation of the 3rd Open Government Partnership (OGP) Action Plan. In the period under review, the OGP National Steering Committee held two meetings and commissioned the printing of 400 copies of the Action Plan for dissemination.

As a measure of honoring its international obligations, the Office participated in the OGP High Ministerial Level Summit in Canada which was held from 28th May to 4th June, 2019.

Further, during the period, the Office reviewed a draft Cabinet memorandum on the Charter on the Principles and Values of Public Administration and sent it to the Attorney General's Department for advice to enable its submission to Cabinet for consideration and subsequent ratification by Parliament.



Finally, with the view to securing funding for the implementation of an E-records & Archives Management Programme under the NPSRS, 2018-2023, the Office in collaboration with the Public Records and Archives Administration Department (PRAAD) developed a proposal for funding and forwarded same to the Ministry of Finance for their necessary action.

The following are the achievements of National Population Council for the year 2020:

1. Coordination

1.1 Review Stakeholder Mapping of Partners

A matrix which provides details about partner agencies in the area of population and reproductive health has been revised. The stakeholder mapping outlines partners' programme areas and sources of funding. The stakeholder mapping was revised to enhance the partnership role of NPC for improved results.

1.2 Print and disseminate Revised National Population Policy and Adolescent Reproductive Health Policy and Operational Plans

The Revised National Population Policy and Adolescent Reproductive Health (ARH) Policy (Sexual and Reproductive Health Policy for Young People in Ghana) have been printed and launched after cabinet approval, currently, awaiting dissemination at both national and regional levels. The Operational Plan for the Sexual and Reproductive Health Policy for young People in Ghana has already been completed and also awaiting printing and dissemination.

1.3 Review of You Only Live Once (YOLO Script)

The National Population Council collaborated with USAID, communicate for Health, Ministry of Health and Farm House Productions to review the popular television series "You Only Live Once (YOLO)" season five scripts and also premiered in Accra and Kumasi and viewed nationwide. The YOLO TV series is to increase young people's access to appropriate health information and health services by enhancing the social, legal and cultural environment for the improvement of young people's reproductive health.

1.4 National dissemination Workshop on the State of Adolescent Sexual and Reproductive Health Financing in Ghana

The Dissemination Workshop on the Report of the State of Adolescent Reproductive Health Financing in Ghana was organised by the National Population Council in collaboration with Marie Stopes International Ghana. The dissemination workshop was held for stakeholders from the academia, civil society organizations, public & private institutions and development partners as well as adolescents and young people who are the primary beneficiaries of the programme.

Key discussions among others that came up during the dissemination included:

- The need to quantify the SRH needs of adolescents in monetary terms to aid budgetary allocation.



- The need for key stakeholders such as Ghana Health Service (GHS), Ministry of Finance (MoF) and Ministry of Health (MOH) to provide accurate and useful data on budgetary allocation for the health sector.

1.5 2020 Ghana Family Planning Costed Implementation Plan (GFPCIP 2016-2020)

The GFPCIP 2016-2020 was launched in September 2015, as part of the comprehensive multi-sectoral strategy to reposition FP programs in Ghana and translate policy intent into realistic actionable programme targets and activities. Due to the above, a series of follow up and assessment of implementation activities have been carried out. In line with efforts to assess and track the progress of CIP implementation in Ghana, the Ghana CIP monitoring framework was developed in 2018 and key results and performance targets for monitoring for the duration of the plan; 2016-2020. Ghana Health Service is the lead organization, various stakeholders play a role in the data collection, which is then collated and analyzed.

The first set of Ghana CIP follow-up and monitoring activities took place on the 11th to 13th February 2020. This meeting was organized to give opportunity for relevant stakeholders to become conversant with using the dashboard and its outputs for informed decision-making and NPC was part.

1.6 Technical Support to partner organizations

The National population Council provided technical support for a number of programmes organized by its partners during the period under review:

- *Technical Working Group on Youth Development Index*

The National Population Council was part of the Technical Working Group which prepared the Youth Development Index. As part of that development, series of meetings have been organized under the supervision of National Development Planning Commission (NDPC). The first meeting was held on 28th of January 2020.

- *Stakeholder Engagement on Reproductive Health Education in schools*

The Ghana Education Service (GES) and the National Council for Curriculum and Assessment (NaCCA) organized this forum to engage stakeholders on Reproductive Health Education in schools. This one-day stakeholder engagement took place on Friday, 31st January 2020 at the T. A. Bediako Hall, GNAT, and HQ-Accra.

- *Public lecture on “Nutrition, Family Planning and Health on Quality Education”*

The Christ the King Catholic invited NPC to a public lecture to present on the topic: “Nutrition, Family planning, and health on Quality education”. The Executive Director presented on the above topic at the Christ the King Parish hall at 6:00pm on Friday, 31st January 2020.



- *The launch of Mothers 2 Mothers in Ghana*

The launch took place at Marriot Hotel on 3rd February, 2020. It is the launch of Mothers 2 Mothers in Ghana: integrated Early Childhood Development/ reproductive, Maternal, New-Born and Child health (RMNCH) Model in Ghana.

Mothers 2 Mothers (M2M) is an African Non-Governmental Organization (NGO) that unlocks the potential of women to create a healthy family and eliminate pediatric AIDS.

- *The 53rd session of the United Nations Commission on Population and Development*

The National Population Council as the lead coordinating agency for population and related issues in Ghana and with support from UNFPA organized the first preparatory meeting of the Ghana delegation for the fifty –third (53rd) session of the United Nations Commission on Population and Development (UNCPD) to be held in New York from the 30th March to 3rd April, 2020 under the theme “Population, food security, nutrition and sustainable development”.

Series of preparatory meetings were organized at the UNFPA conference room towards the upcoming session in New York.

- *Steering Committee on Menstrual Hygiene Day*

This day was first commemorated in Ghana in 28th May, 2019. The lead organization is Ghana Education Service and NPC on the National Technical Committee. Therefore, with regards to the 2020 celebration, series meetings were organized in preparation towards the day.

- *Review meeting on five-year Strategic Plan*

This review meeting was organized by the Ministry of Gender, Children and Social Protection where stakeholders were invited to review the implementation plan of the five years strategic plan to address Adolescent pregnancy. Due to the challenges adolescent pregnancy poses on development in Ghana, the Ministry of Gender, in collaboration with several other organizations, institutions and agencies in the public and private sectors developed and launched a 5-year Strategic Plan to address Adolescent pregnancy in 2018. This mid-year review took place on Friday, 19th June 2020 at GNAT hall, Accra.

- *BPI Annual Development Lectures*

The Baraka Policy Institute (BPI) invited NPC to the 6th Annual BPI Development Lectures on the 4th of February 2020 which occurred at the British Council, Accra under the theme “**Ghana’s 2020 Population Census: The Community Responsibility Factor**”. BPI is a social Think Tank which seeks to promote social justice and national development through research and advocacy.



- *YoLe Fellowship*

YoLe is a UNFPA Youth leader fellowship programme, it was instituted in 2018 by the UNFPA country office to empower young people and aid in the realization of their full potential. This initiative is in line with the UN Youth Strategy.

On Monday, 10th February 2020 the second cohort of the UNFPA YoLe was inaugurated by UNFPA in collaboration with Those Who Inspire (TWI). There was also an ‘Inspiring Day’ session, which gave an opportunity to the young people to interact with inspirational figures from the just launched ‘Those Who Inspire Ghana’ book-an initiative of TWI.

- *Three (3) residents in training for Membership in Public Health*

A 2-day training was organized by the Ghana College Physicians and Surgeons (GCPS) and NPC was invited to do presentation on selected topics for the three residents in training for membership in Public Health. The first session took place on Wednesday, 12th February 2020 and the second was on Monday, 24th February based on the topics; Based on Ghana’s national population Policy make a case for the promotion/funding of FRH programmes in Ghana” and “Psychosocial development in childhood and adolescence-public health response”, respectively.

- *E-workshop on Maternal Health*

The United Nations Population Fund (UNFPA) Ghana Country office in collaboration with Ghana Health Service (GHS) organized an **E-workshop on Maternal Health**, to increase knowledge on the preventive measures of COVID-19 and the need for the continuity of essential maternal health services and interventions amidst this crisis. This took place via zoom on Friday, 22nd May 2020 at 1:30pm.

This workshop was organized as part of the activities to commemorate the **International Day to End Obstetric Fistula** which occurs on the 23rd of May every year. This day was set aside to create awareness and engender action towards the prevention and treatment of obstetric fistula, a distressing complication of prolonged, obstructed labour.

1.7 2020 World Population Day

World Population Day (WPD) has been celebrated annually since 1989. The day is observed internationally on 11th July to focus attention and increase awareness on various population issues such as family planning, gender equality, poverty, maternal health, human rights, environment and its impact on development. The International theme for the World Population Day 2020 is “Putting the Brakes on COVID – 19; How to safeguard the Health and Rights of women and girls now”. This year’s celebration of the World Population Day took a new turn as a result of the COVID – 19 pandemic which has affected all aspect of human life and activities and to adhere to the safety protocols aim at containing the spread of the virus, there was a virtual national launch of the World Population Day on the 17th of July, 2020 at the Ghana Broadcasting



Corporation. The National Population Council (NPC), United Nation Population Fund and other partners were present during the virtual launch. The special guest of honour for the event was His Excellency the President of the Republic of Ghana, Nana Addo Dankwa Akufo Addo.

The Ghana Scholarships Secretariat

The Ghana Scholarships Secretariat introduced the automation of the District Level Scholarship Scheme from the online scholarships application process through to the payments of awards. The objective is to make scholarships application accessible to all and also increase transparency in the awarding process.

Again, training was organized for Metropolitan, Municipal and District Chief Executives nationwide on the automation of scholarships awards in order for them to spearhead it in their area of operation.

There was also Training for IT staff and Accountants of tertiary institutions (where there are scholarship beneficiaries) on the scholarships validation process across the various regions of the country.

The secretariat was able to make payments for Tuition Fee and allowances to scholarship beneficiaries under the various scholarship schemes for the 2019/2020 academic years.

Monitoring and Reconciliation activities were undertaken by staff to some selected Ghana embassies, which host scholarships beneficiaries as well as the tertiary institutions in Ghana, which received payments on behalf of awardees.

MINISTRY OF MONITORING AND EVALUATION

- **Built the capacity of MoME staff in geographic information systems.**

Two (2) staff of the Ministry were trained on how to use *Geo-information technologies to inform investment decisions and policies*. The staff were equipped with skills and tools for data management, monitoring and reporting. They also acquired skills on how to create, process and manipulate mapped datasets for new information.

Twenty (20) staff of the Ministry have acquired hands-on skills on how to use KoboCollect, Commoncare and Tableau to gather, analyse and report on the performance and achievements of selected flagship programmes. The training has enabled the staff to develop and upload tailor-made questionnaires unto KoboCollect and Commoncare to administer the questionnaire in the field and to generate reports with relevant graphs using Tableau.



Reviewed and refined Government Results Framework for High Priorities



The Ministry reviewed the Results Framework for Government High Priorities (2017-2020) to align with the priorities of the MDAs. The process included adjustment of the annual target taking into consideration the 2019 performance and the effect of COVID 19. The framework serves as the key reference document for results-based monitoring and reporting on the progress of implementation and annual performance review of the priority programmes.





- **Developed quarterly budget implementation monitoring report of Government Flagship Programmes to Cabinet**

The MoME in collaboration with the Ministry of Finance developed and submitted quarterly budget performance monitoring report to Cabinet. The MoME was mandated by Cabinet to work closely with the MoF, to monitor the implementation of the 2019 budget of seventeen (17) Government Flagship programmes. This activity is aimed at ensuring timely release of funds, implementation of activities and achievement of 2019 performance targets of the flagship programmes. Moreover, it seeks to facilitate identification and resolution of funding challenges in a timely manner. The exercise involves monitoring of releases and disbursement of funds by the MoF to the relevant sector ministries and receipts and amount expended by the relevant sector Ministries over the same period.





- **Organized National Results Fair in Accra, one regional fair in Kumasi and one Virtual Result Fair:** The Ministry organised a national and regional Results Fair in Accra and Kumasi respectively and a Virtual Results Fair in Accra in collaboration with the Offices of the Vice President and Senior Minister, Ministry of Information, other sector ministries and MMDAs.

The two fairs generated a number of insightful results. The fairs brought together over 8867, chiefs and queen mothers, students; and media personnel as well as an equal number people (those who did not register) who benefitted from the on-site services such as registration by the National Identification Authority, Driver Vehicle and License Authority, Birth and Death Registry and Ghana Revenue Authority. Specifically, the Results Fair:

- Apprised the participants, especially the media, students, market women and traditional leaders with the progress of implementation and achievements of Government Flagship Programmes and other strategic interventions. For example, the MDAs provided real-time updates in the form of Infographics, pictures and video flagship programmes.
- Bridged the information gap by providing first-hand information on the performance and achievements of Government Flagship Programmes and other strategic interventions.



- Strengthened transparency and social accountability by providing a space for open engagement and dialogue between the MDAs and the citizenry.
- Increased the voice of civil society and refocused national discussions on evidence. For example, the Results Fair has catalysed increased discussion and debate on results. Just after the launch of the Fair, media discussions and political party debate on radio and television have been centred on data and information provided during the results fair. To a large extent the real-time evidence is helping to shifted political debate from perception to evidence.
- Served as a reliable source of feedback from the citizenry on the delivery and impacts of policies and programs being implemented by the MDAs and MMDAs. The interactions helped to improve trust and goodwill among them.



- **Conducted Rapid Evaluation of One District One Factory across 10 regions**
The Ministry in collaboration with the Ministry of Trade and Industry and IDinsight with funding from the PSRRP conducted a rapid evaluation 1D1F programme across 10 Regions in September 2020. The Teams visited 64 factories where business owners, staff and community members were interviewed. The aim of the evaluation was to assess the



progress of implementation, emerging outcomes and potential impacts of the 1D1F intervention. It also sought to document emerging issues and challenges that require immediate attention of Cabinet, Ministry of Trade and Industry (MoTI) and other stakeholders.



- **Conducted data quality assessment of the PFJ Programme.**

The Ministry in collaboration with the Ministry of Food and Agriculture with funding from AGRA Conducted data quality assessment of PFJ programme across 54 districts in all regions of Ghana in November 2020. The teams interacted with Regional MoFA offices, district office and selected outlets responsible for the sale of inputs. The aim of the assessment was to assess the data lineage of the PFJ Programme, available templates used in data collection, reporting and validation processes. It also sought to document emerging issues and challenges that require immediate attention of Cabinet, Ministry of Trade and Industry (MoTI) and other stakeholders.





**Investment Promotion and Management Programme:
Millennium Development Authority (MiDA)**

MiDA is implementing the five year Ghana Power Compact Program (September 6, 2016 to September 5, 2021) that originally had a Budget of US\$ 498.2 million, consisting of two Tranches of Program Funding amounting to US\$ 469.3 million and a Compact Implementation Funding (CIF) of US\$ 28.9 million. In addition, there is a Government of Ghana (GoG) contribution of not less than 7.5% (i.e. US\$ 37.4 million), bringing the total Compact Funds to US\$ 535.6 million. The Tranche II Funds, which amounts to US\$ 190 million of the total, became available from September 6, 2018, after meeting a number of Conditions Precedent (CPs), the key one being the ECG Private Sector Participation (PSP). However, with the cancellation of the ECG concession, the ECG PSP had effectively not been met, and so the Tranche II Funds is no longer available.



Ghana Investment Promotion Centre registered sixty - nine (69) new projects with foreign participation between January to June 2020. Estimated value of the newly registered projects was US\$ 688.74 million. The Foreign Direct Investment (FDI) component of this value was US\$ 627.52 million. The total initial capital transfers for newly registered projects amounted to US\$ 55.75 million.

Microfinance and Small Loans Centre's (MASLOC): Total loans of GHC118,292,245.28 involving 35,438.02 clients were disbursed from January to September, 2020. The breakdown of this data shows that Micro loans comprising of group loans was GHC45,336,287.19 involving 34,434 clients while the Small loans was GHC605,711.78 to 460 clients & Project loans was GHC72,350,246.31 for 544 clients.

The Centre has just taken delivery of 2,000 Tricycles worth GHC17,400,000 and 50,000 Hair Dryers valued at GHC19,000,000. Again, 50,000 Sewing Machines also valued at GHC24,900,000 and is in the process of allocating to prospective beneficiaries.

The Centre has recovered a total of GHC22,478,522.33 made up of GHC14,895,015.70 from cash loans, GHC7,299,990.79 from Vehicle loans and GHC283,515.84 from Tricycle loans.

National Identification Authority

During the year 2020 the National Identification Authority made the following key achievements between January to September:

Identity registration activities: The National Identification System (NIS) commenced in June 2018 with the implementation of the planned mass registration exercise in the following regions:

- Pilot Mass Registration Exercise which comprised Institutional registrations together with three (3) NIA Operational Districts which began in Adentan Municipality on November 5th 2018 and progressed through La Nkwantanang/Madina Municipality in December 2018 and ended with Ga East Municipality Registration Exercise in February 2019.
- The main Greater Accra Region Mass Registration Exercise (Accra West and Accra East Operational Zones – Started on April 29 2019 and ended in July 2019 in a total of thirty-one (31) NIA Operational Districts)
- Volta Region Mass Registration Exercise started on July 22 2019 and end in August 2019 – (Currently Mop Up of the Mass Registration is ongoing to be completed in mid-September 2019 in all the 18 NIA Operational Districts).
- Oti Region Mass Registration Exercise commenced from August 22 2019 and will end in mid-September 2019 in nine (9) NIA Operational Districts.
- The mass registration of Citizens by NIA in the three (3) Regions has so far achieved the following targets:



Number of Citizens Registered – (2,902,035)

Number Citizens Issued Identity Cards: (1,718,021)

Number of Citizens Awaiting Issuance of Identity Cards: (872,505)

- The registration of legally resident foreign nationals in the country commenced in 2012 under the Foreigners Identification Management System (FIMS Project). The registration is still on-going with about 8,914 FIMS identity cards issued to the foreign applicants as at September 2020. 15,553,648 Ghanaians enrolled on to the NIR as at 22nd January 2021.
- 13,848,697 Ghanaians aged 15 years and above issued with Ghana Cards as at 22nd January 2021. In addition, 132,604 foreigners enrolled on to the NIR and issued with Non-Citizen Identity Cards as at 31st December 2020.

The Ministry of Special Development Initiatives since its establishment in March 2017 has been providing oversight on the delivery of Government priority initiatives and Constituency Priority Infrastructure Projects with funding from the annual allocated the cedi equivalent of US\$1 million to each of the 275 constituencies. As a result, the Ministry in collaboration with its three Development Authorities in fulfilment of its mandates has achieved the following in 2020.

Project Name	Number of Projects Initiated	Status
Community-based Mechanised Water Systems	1,000	To date, the Ministry has facilitated the completion of 600 water systems which are been used by various beneficiary communities. However, 121 of the boreholes drilled in the Coastal and Northern Development zones have water quality issues and they have been capped. The remaining 279 are expected to be completed and handed over by December 2021.
10-Seater Water Closet Institutional Toilets	1,000	The Ministry has supported the completion of 650 toilet facilities; which solar panel installations is on-going while the remaining 350 of the toilet facilities are 80% completed. They are estimated to be fully completed for utilisation by the close of 2021 fiscal year.
Prefabricated Grain Warehouses (1,000 Metric Tonnes)	50	The Ministry has facilitated the completion of 42 warehouses across the country. The remaining 8 are about 60% completed and it's estimated that they will be completed and handed over by the end of year. The installation of the dryers and solar power systems at all the completed warehouses are going-on and expected to be completed by June 2021.
Small Earth Dams	560	This project under the One Village One Dam initiative has had a total of 427 completed. These dams are being used by the beneficiary communities for livestock watering, small scale farming activities and other domestic purposes.



Rural Markets	50	Forty two (42) out of 50 rural market projects have been completed and are in use by the beneficiary communities. It is envisaged that the remaining 8 projects will be completed and handed over to beneficiary communities by June 2021.
Community Clinics	26	Twenty (20) of the Twenty 26 Rural clinics being constructed have been completed across the three development zones. The installation of hospital equipment's are ongoing at all the completed facilities. The remaining 6 are expected to be completed and handed over by June 2021.
Constituency Specific Projects	5,422	One thousand 1000 of these projects have been completed across the zones and are in use by the beneficiary communities. Additional 3000 are expected to completed by December 2021.

Distribution and Operationalization of Ambulances: Ensuring an effective Emergency Medical Service (EMS) to help improve emergency response in each constituency has been a priority agenda of Government. On, 28th January, 2019, the President of the Republic, Nana Addo Dankwa Akufo-Addo, commissioned and presented three hundred and seven (307) new, state-of-the-art ambulances to the National Ambulance Service. These ambulances were fitted with communication and tracking devices for effective monitoring. The Ministry has been providing financial support to the National Ambulance Service to facilitate operation and maintenance of the ambulances. The operations of the ambulances had supported Ghana's efforts in combating COVID-19.

Procurement of 10,000 Hospital Beds

To address the inadequate access to basic health service delivery, the Ministry has procured and distributed 10,000 hospital beds across health facilities in each of the 275 constituencies. This has significantly improved hospital admission capacity across the country. This particular initiative has also improved patient bed ratio in the country and reduce "no bed syndrome" which is usually associated with many of our health facilities in the country.

Implementation of National Property Address Tagging Project

The Ministry collaborated with the Land Use and Spatial Planning Authority and other stakeholders in the implementation of the National Property Address Tagging Project. The project aims at forging convergence for street names, house numbering and digital addresses onto a plate to be tagged onto homes. The project is expected to generate about 4million digital addresses to be embossed on plates fixed on identified properties. As at the close of the 2020 fiscal year, over 4million digital addresses have been generated and validated. Fixing of the digital address plates on properties is ongoing and it is expected to be completed by the end of 1st quarter, 2021.



Development of IPEP Tracking and Monitoring Tool

As part of effort in promoting Management Information Systems for the Ministry, a software application has been developed for tracking and monitoring implementation of IPEP. The tool will also help the Ministry to assess necessary statistical data, responds quickly to demands for project status and all other details, assist in report writing and evaluation.

Development of IPEP Policy Document

A consulting firm was engaged to draft the IPEP policy document. As at the close of 2020, a draft IPEP policy document has been developed and it was going through a validation process. It is expected that the document will ready for cabinet approval by May, 2021.

Development of Management, Operation and Maintenance Manuals for IPEP Projects

The Ministry in collaboration with various key stakeholders from governmental and non-governmental organizations has developed seven (7) comprehensive Management, Operation and Maintenance Manuals (MOMM) for projects under IPEP. The seven (7) manuals cover the following; Water system, Toilet system, Ambulances, Small Dams, Warehouses, Markets and Clinics. Essentially, these manuals will ensure effective utilization and sustainability of the IPEP projects. It will further ensure that the implementing agencies and all related partners assume their responsibilities and adhere to approved standard operating procedures. It is expected that the Manuals will receive cabinet approval by May and sensitization on the usage of the documents by relevant stakeholders will be carried out in June, 2021.



ACHIEVEMENT BY NORTHERN DEVELOPMENT AUTHORITY

The Authority continued the implementation of IPEP projects, with funding from the allocated cedi equivalent of USD\$1million per the 57 constituencies in the Northern Development zone. The Authority in 2020 initiated about **1,198** projects across the 57 constituencies and the projects are at various stages of completion.

IPEP Projects Initiated and On-Going across the Regions in Northern Development Zone

DEVELOPMENT ZONES	EDUCATIONAL PROJECTS		ENERGY		HEALTH FACILITIES		WATER AND SANITATION		ROADS		OTHER INFRASTRUCTURE			
	CLASSROOM	FURNITURE	POLLS	RURAL ELECTIF.	HEALTH CENTRES	CHIPS COMP	WATER	TOILETS	CULVERTS	RESHAPING	MARKETS	COMMU. CENTRE	DAM	FOOTBALL PITCH
REGIONS														
NORTHERN	48	4160	250	46	10	5	116	10	29	24	2	1	1	-
UPPEREAST	44	5820	2875	9	10	11	314	7	3	2	7	2	6	-
UPPERWEST	43	3980	2970	6	12	12	205	8	15	17	5	3	5	1
SAVANNAH	5	300	1150	5	-	3	145	19	2	11	7	2	2	1
NORTHEAST	33	3580	2450	4	7	6	-	-	-	-	-	-	-	-
TOTAL	173	17840	9695	70	39	37	780	44	49	54	21	8	14	2



ACHIEVEMENTS BY MIDDLE BELT DEVELOPMENT AUTHORITY

The Authority continued the implementation of IPEP projects within their jurisdiction. Accordingly, the Authority initiated about **2,319** projects across the 109 constituencies and the projects are at various stages of completion.

IPEP Projects Initiated and On-Going across Regions in the Middle Belt Development Zone

REGIONS	EDUCATION					HEALTH		WATER	SANITATION	MARKETS
	3UNIT	6UNIT	ICT CENTRE/LIB RARY	FURNITURE /DESKS	DORMS	HEALTH CENTRE/CH PS COMPOUND	WARDS/T HEATRE/L AB	BOREHOLE S	TOILETS	
AHAFO	32	20	7	1000	6	12	6	56	66	4
BONO	20	19	10	-	1	8	7	81	45	26
BONO EAST	21	18	7	-	2	18	4	66	83	49
ASHANTI	82	63	10	650	4	15	13	92	74	14
EASTERN	35	39	10	-	2	14	8	59	37	18
TOTAL	190	159	44	1650	15	67	38	354	305	111

REGIONS	ROADS			QUARTERS/ BUNGALOWS	SECURITY		OTHERS			
	DRAINS	CULVERTS	BRIDGE S	POLICE/NURSE SITEACHERS	FOOTBALL PARKS	POLICE STATION/PO ST	SOCIAL CENTRE	ELECTRIF ICATION	DINING HALLS	RENOVATIONS
AHAFO	3	7	4	8	7	8	18	6	2	14
BONO	23	32	20	4	9	9	14	6	1	16
BONO EAST	14	12	13	6	10	4	20	13		8
ASHANTI	18	26	10	22	26	16	42	2	2	25
EASTERN	24	33	29	10	15	7	36	2		5
Total	82	110	76	50	67	44	130	29	5	68



ACHIEVEMENTS BY THE COASTAL DEVELOPMENT AUTHORITY

The Authority during their delivery of their mandate achieved the following.

a. Procurement and Distribution of Outboard Motors

The Authority in collaboration with the Ministry of Fisheries and Aquaculture Development procured and distributed a total of 3,082 outboard motors to fisher folks within the Coastal Development Zone. The Authority further collaborated with key stakeholders to undertake series of consultative meetings prior to the distribution of the outboard motors.

b. Distribution of Covid-19 Support Items

The Authority also complimented government efforts to control the spread of the covid-2019 pandemic through the distribution of 300,000 nose masks and 20,000 hand sanitizers to communities within the zone.

c. Contracts Awarded

The Authority had awarded contract for execution 672 of IPEP projects within their jurisdiction. The projects are at various stages of completion.

IPEP Projects Initiated and On-Going across Regions in the Coastal Development Zone

Development Zone	Education		Health	Water	Sanitation	Markets	Road	Others		
	3 Unit Classroom	School Furniture	CHPS	Boreholes	Water Closets		Culverts	Police Station	Small Bridges	Community Centre
Volta Region	20	5,281	8	89	23	12	15	-	10	2
Greater Accra Region	5	1,097	6	19	11	13	4	1	9	1
Central Region	23	1,397	17	56	34	15	5	-	5	10
Western Region	8	2,352	7	64	18	6	1	-	4	10
Western North Region	12	-	9	24	2	5	7	1	1	-
Oti Region	14	-	4	32	1	5	6	-	1	-
Total	82	10,127	51	284	89	56	38	2	30	23



5. SAMPLE PHOTOS OF COMPLETED IPEP PROJECTS

Community-based Mechanised Water Systems



COMMUNITY WATER SYSTEM, BREFOR NAPAARE, LAWRA, UPPER WEST



SOLAR POWERED MECHANIZED WATER SYSTEM TANGA COMMUNITY (ZEBILLA) UPPER EAST REGION

10-Seater Water Closet Institutional Toilets



BUNJAI INSTITUTIONAL TOILET SALAGA NORTH CONSTITUENCY SAVANNAH REGION



INSTITUTIONAL TOILET AT ZANGBANLUNG KUMBUNGU CONSTITUENCY NORTHERN REGION

Prefabricated Grain Warehouses



WAREHOUSE, NKWAESO, TECHIMAN, BONO EAST



WAREHOUSE, KUMBUNGU, NORTHERN REGION

Small Earth Dams



SMALL EARTH DAM, MANYORO, NAVRONGO, UPPER EAST



SANDU SMALL EARTH DAM NANTON CONSTITUENCY NORTHERN REGION



Rural and Urban Markets

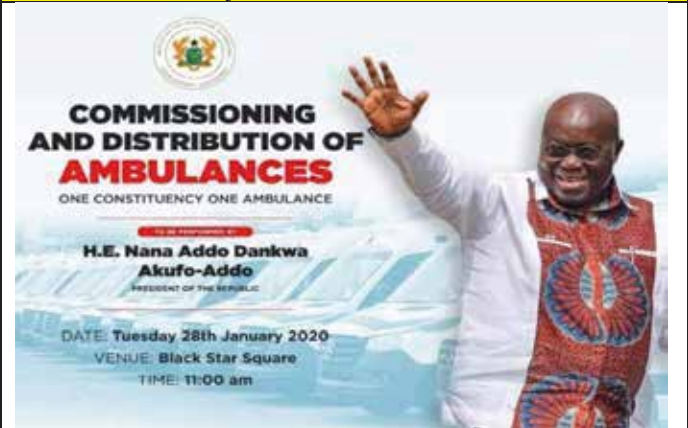


**ASEMPANAYE RURAL MARKET
OFFINSO NORTH CONSTITUENCY
ASHANTI REGION**



JUANSA RURAL MARKET, ASANTE AKYEM NORTH, ASHANTI

Fully Furnished Ambulances



Community Clinics



CLINIC, GBEDEMA, BULSA SOUTH, UPPER EAST



Completed Community Clinic at Zuarungu Community

Constituency Specific Projects



**PROJECT: 3-UNIT CLASSROOM BLOCK
COMMUNITY: JANG
CONSTITUENCY: NADOWLI KALEO**



**PROJECT: NHIS OFFICE
CONSTITUENCY: SAVELUGU**

Northern Development Authority

Middle Belt Development Authority





Monitoring of Awarded Projects in the Northern Zone



Monitoring of Awarded Projects in the Middle Belt Zone



Sod-cutting Ceremony for Construction of Maternity Block project for in Tolon Constituency



Sod-Cutting Ceremony for Redevelopment of Nkawkaw

Coastal Development Authority



Donation of Facemasks and Hand Sanitizers to Hospital beds



BUNJAI SMALL EARTH DAM, SALAGA NORTH CONSTITUENCY SAVANNAH REGION



Monitoring of Mankessim Drainage System

MOMM validation workshop



2020 ACHIEVEMENT – INNER CITY AND ZONGO DEVELOPMENT

Achievements – Zongo Infrastructure Development (See Photos in Annex 1)

- The rehabilitation of 0.792km of access roads is complete
- the rehabilitation of 0.714km of community drains is almost complete
- work is Contracts for Construction of 10 community recreational parks have been awarded and contractors are on site
- 1750 units of streetlights units have been supplied and install in selected Zongo communities across the country
- Construction of 35 6-unit basic educational classrooms across the country
- Provision of furniture for 30 6-unit basic educational classrooms in selected zongo communities across the country.
- Furnishing of Thirty-eight (38) ICT centres in selected Zongo Communities across the country.
- Construction of 42 mechanized community water systems in selected zongo communities across the country
- Construction of 13 10-seater institutional toilets in selected zongo communities across the country
- Rehabilitation of maternal and child health facility in Kpando
- Provision of 21-Passenger bed-lift for the maternity ward of Mamobi General hospital


Achievements – Zongo Economic & Social Development (See photos in annex 2)

- Training of 1200 Zongo youth has been trained in assorted vocational skills across the country
- Training of 1200 Zongo Youth on entrepreneurship and business development
- Supply of over 60,000 Textbooks on Literacy and Numeracy to selected basic school in Zongo communities across the country
- Provision of grants for tuition to 182 brilliant-but-needy zongo students in local tertiary institutions
- Organization of two ethno-religious dialogue sessions for the promotion of social cohesion and communal peace and security



• **Annex 1 – 2020 Achievement in Zongo Infrastructure Development**

•



•







100%
NANTE ZONGO



100%
NKRANKWANTA



100%
AKWATIA GCD
QUARTERS – Machanized
Borehole





Regulatory Services Programme:

The Agency during the period undertook the following activities;

1.1 Monitoring the Status of Internal Audit Practice in Covered Entities

The monitoring of Internal Audit Practice in covered entities involve the following activities;

a) Establishment of Internal Audit Units (IAUs)

Section 83(1) of the PFM Act, 2016 (Act 921) and section 16(1) of the Internal Audit Agency Act 2003, (Act 658) require that an IAU is established in each Covered Entity.

The Agency updated its database to identify the total number of covered entities expected to establish IAUs. For the year under review, 262 MDAs and 260 MMDAs are expected to establish their IAUs. Four hundred and fifty-five (87%) of Covered Entities have established IAUs at the end of the year from an expected 522 IAUs. The Agency is liaising with the remaining institutions to establish IAUs.

b) Submission of Annual Internal Audit Work Plans

Section 83 (6b) of the PFM Act 2016, (Act 921) requires that an IAU of a covered entity submit a risk-based Annual Internal Audit Work Plan to the Agency.

The Agency received and reviewed 363 (70%), out of 517 expected number of annual internal audit work plans from the IAUs. The Agency is working with the 134 defaulting IAUs of Covered Entities to address the challenges that prevented the submission of the annual work plans. Details of classes of defaulting covered entities are shown below.



Classes of Defaulting IAUs of Covered Entities in Submission of Plans

#	Class of Covered Entities	No. of Covered Entities
<i>A</i>	<i>MDAs:</i>	67
1	Ministries	07
2	Department & Agencies	23
3	Teaching Hospitals	01
4	Tertiary Institutions	09
5	Regulatory Bodies	22
6	Coordinating Councils	05
<i>B</i>	<i>State Own Enterprise</i>	06
<i>C</i>	<i>MMDAs</i>	61
	TOTAL	134

c) Submission of Signed Internal Audit Charters

The Agency requires an IAU of a covered entity to sign Internal Audit Charter with its Management and Audit Committee. The Agency expects the IAUs to review the charters every four years or on the occurrence of the following triggers;

- there is a change in the head of the covered entity or IAU
- Significant change in the scope of work of the IAU

The Internal Audit Charter defines the purpose, authority, structure, scope and responsibilities of the IAU.

The Agency received 36 additional and updated Internal Audit Charters, bringing the total number of signed Internal Audit Charters by IAUs to 411 (representing 84%) out of expected number of 497. The Agency has written to the defaulting IAUs and will continue to sensitize the Management of these Covered Entities to sign and operationalize the Internal Audit Charters.

d) Receipt and Review of Quarterly Internal Audit Reports

Section 83 (7) of the PFM Act 2016, (Act 921) and Section 16 (3) of the Internal Audit Agency Act 2003 (Act 658), require an IAU of a Covered Entity to submit quarterly report to the Internal Audit Agency.

A total of 1,216 (59%), out of a total of 2,068 expected Quarterly Internal Audit Reports, were received and reviewed.

The Agency has written to the defaulting institutions as a matter of urgency to submit all outstanding quarterly reports. The Agency is liaising with the Ministry of Finance and other key



stakeholders to develop appropriate sanctions for Covered Entities that default in the submission of Quarterly Internal Audit Reports.

The defaulting covered entities are grouped and listed in the table below.

Classes of Defaulting IAUs of Covered Entities in Submission of Reports

#	Class of Covered Entities	No. of Covered Entities
1	Ministries	7
2	Department & Agencies	24
3	Teaching Hospitals	4
4	Tertiary Institutions	8
5	State Own Enterprise	13
6	Regulatory Bodies	20
7	Coordinating Councils	8
8	MMDAs	36
	TOTAL	120

e) Implementation of Internal Audit Recommendations

The review of, and follow-up on the Quarterly Internal Audit Reports revealed that 3,562 audit recommendations were made in 2019, bringing the total recommendations for the year to 5,636, out of which 3,267 (58%) were implemented.

A total of 1,387 of the implemented recommendations were from the outstanding 2,074 recommendations from previous years. Table below details the status of implementation of audit recommendations.

Status of Implementation of Internal Audit recommendations as at 31/12/2019

Details	2017	2018	2019	TOTAL
Outstanding Recommendations as at 1 st January 2019	512	1,562	-	2,074
Recommendations made during the year 2019	-	-	3,562	3,562
Cumulative Recommendations for the year	512	1,562	3,562	5,636
Recommendations Implemented during the year 2019	445	942	1,880	3,267
Outstanding recommendations as at 31 st December 2019	67	620	1,682	2,369

The Agency has directed the Principal Spending Officers of Covered Entities to implement the outstanding audit recommendations. The Agency has also written to the Audit Committees of these Covered Entities to pursue the implementation of the recommendations.



f) Evaluation of Internal Audit Units

The Internal Audit Agency evaluated the activities of 157 IAUs of Covered Entities in the Greater Accra Region. This is in line with Section 3(4) of the Internal Audit Agency Act 2003 (Act 658).

The purpose of the exercise was to ascertain the effectiveness and efficiency of internal audit practice in the Covered Entities in order to enable the Agency develop appropriate strategy to facilitate, coordinate and provide quality assurance for internal audit activities.

The evaluation brought to fore observations in the management and practice of internal auditing within the IAUs, key among these include:

- The IAUs do not have adequate resources to effectively implement their planned activities.
- Delays in responding to audit observations by Management of the Covered Entities leading to late submission or non-submission of quarterly internal audit reports.
- The practice of Enterprise Risk Management has not been established in 114 Covered Entities.
- Inadequate training for the staff of IAUs

The Agency made the following recommendations on the above challenges:

- The Principal Spending Officers of the various MMDAs should ensure that the IAUs have a separate budget line for the effective discharge of their audit responsibilities.
- Educate the Management of Covered entities to respond quickly to audit observations to enable the heads of IAUs finalise and submit their reports to the Agency.
- The Internal Audit Agency should consider bridging the capacity gap of Covered Entities in Enterprise Risks Management.
- Intensify On-Site Support to the staff of IAUs on documentation of working papers
- Training of IAUs on Quality Assurance and Improvement Program (QAIP), Performance Audit, IT Audit, Fraud and Investigation Audit
- It is essential that the internal auditor review controls that management intend to introduce so as to advise on ways of addressing problems that may be encountered.

The Agency will follow up to ascertain the level of implementation the recommendations.

a) Establishment of Audit Committees (ACs)

Section 86 (1) of the PFM Act, 2016 (Act 921) requires the establishment of an Audit Committee that shall serve one particular Covered Entity or any other covered entities in a sector.

The Agency facilitated the establishment and inauguration of additional 61 Audit Committees, bringing the total number of AC inaugurated to 444, representing 85% of the expected. The Agency's monitoring of 157 Covered Entities in Greater Accra revealed that 34 ACs were not functional and did not meet in 2019 to discharge their mandate.

b) Operation of Audit Committees (ACs)

The Agency received copies of 2018 Annual Reports of ACs from 40 Covered Entities. The table below shows the number of ACs of Covered Entities that submitted their Annual Reports to the Agency.



Classes of Covered Entities that Submitted 2018 AC Reports

#	Class of Covered Entities	No. of Covered Entities
1	Ministries	9
2	Department & Agencies	16
3	Teaching Hospitals	1
4	Tertiary Institutions	11
5	State -Owned Enterprise	4
6	Regulatory Bodies	5
7	Coordinating Councils	1
8	MMDAs	52
9	Autonomous Bodies	0
	TOTAL	99

1.2 Internal Audit Capabilities and Needs Assessment Survey.

The Agency conducted an Internal Audit Capabilities and Needs Assessment Survey in the Central, Eastern, Volta and Oti Regions.

The baseline survey aims to assess the capabilities of Internal Auditors in areas of priority for the Public Service along with competencies that are in most need of improvement, staffing levels and working conditions. The coverage of the survey is as shown in the table below:

Coverage of the Internal Audit Capabilities and Needs Assessment Survey

#	Region	Number of Covered Entities
1	Central	23
2	Eastern	33
3	Volta & Oti	27
	Total	83

The Agency has brought the issues emanating from the survey to the attention of the appropriate authorities for redress. Efforts have been initiated with the OHCS and LGSS on reviewing the staff establishment ceilings for the Covered Entities.

1.3 Capacity Building and Training for staff of IAUs and Management of Covered Entities

The Agency trained a total of 1,100 Management, staff and internal auditors of 144 Covered Entities in the following areas as shown in the table below;



Training Offered to Management, Staff and Internal Auditors of Covered Entities

#	Thematic Areas	Number of Covered Entities				Number of Officers Trained			
		MDAs	MMDAs	SOEs	Total	MDAs	MMDAs	SOEs	Total
1	Enterprise Risk Management	12	5	3	20	471	150	60	681
2	Internal Audit Process (Risk Based Internal Audit - RBIA)	13	50	2	65	119	76	52	247
3	Procurement Audit	1	0	1	2	10	0	5	15
4	Financial Statement Audit	1	0	0	1	10	0	0	10
5	Information Technology Audit	1	1	2	4	20	15	30	65
6	Interpersonal Skills for Internal Auditors	2	50	0	52	6	76	0	82
TOTALS		30	106	8	144	636	317	147	1,100

As part of its capacity building efforts, the Agency completed the development of an Integrated Internal Control Framework (IICF). The IICF will enable Covered Entities to maintain adequate systems of internal control and guide internal auditors to evaluate the effectiveness of those controls in Covered Entities.

1.4 Meeting with Heads of Internal Audit Units

The Agency met with 129 Heads of IAUs at the Osu Castle to discuss the current state of public sector internal audit practice and the internal audit component of the Public Expenditure and Financial Accountability Assessment (PEFA) Report, 2018. The report rated the Internal Audit Component C+. One hundred and eleven of the heads of IAUs that attended were from MDAs and 18 from MMDAs, all from Greater Accra Region.

Discussion on the current state of internal audit practice centred on the need for IAUs to de-emphasise the practice of pre-examination of payment vouchers (pre-audit) as a form of audit and rather focus on risk-based internal auditing. The meeting agreed on the need for the Agency to build capacity for staff of IAUs in risk-based internal auditing.

1.5 Special Audit Assignments

The Agency carried out three Special Audit Assignments that was requested by three Covered Entities. Details of the assignments are as shown below:

a) Ghana College of Physicians and Surgeons (GCPS)

The Rector of GCPS requested the Agency to:



- Review and validate conclusions as well as responses made by Orchid Hospitality and Management Services Ltd to the audit findings contained in the January 2011 to November 2014 Special Audit Report issued by the IAU of Ministry of Health.
- Conduct a terminal financial audit of the GCPS-OHMS joint business operations for the period January 2015 to June 2018.

The Agency made appropriate recommendations to address the audit observations to the Management of GCPS in order to resolve all outstanding audit issues.

b) Ministry of Finance

The Ministry of Finance requested the Agency to validate financial claims submitted by GOPDC (now owned by SIAT Ghana Limited) to GoG and advise the Ministry thereof.

The purpose of the validation assignment was to provide assurance and authenticate the liability submitted by GOPDC. The Agency examined and reviewed eleven documents submitted by the MoF supporting the financial claims by GOPDC.

c) Ga West Municipal Assembly

The Ga South Municipal Assembly requested the Agency to assist the IAU of the Assembly to conduct information systems audit.

The purpose of the assignment was to review the IT function and a newly developed Revenue Management System (ZEBRA) of the Assembly and build the capacity of the staff of the IAU in the conduct of information systems audit.

The Agency completed the assignments and made appropriate recommendations to address the observations made in the IS audit to the Management of Ga South Municipal Assembly in order to improve the IT function of the Assembly.

1.6 Implementing programmes under National Anti-Corruption Action Plan (NACAP)

The Agency continued to play its roles under NACAP as a partner in the fight against corruption and wastage in the Public Service. In 2019, the Agency could not train Audit Committee members but was able to track the implementation of outstanding internal audit recommendations, report the status of implementation of outstanding audit recommendations to the Minister for Finance and facilitate the formation and functioning of Audit Committees.

1.7 Annual Internal Audit Conference

The 2019 Annual Internal Audit Conference was successfully organized at the Accra International Conference Centre (AICC) from 14th to 15th August, 2019. The theme for the Conference was; “Protecting National Resources: The Role of Oversight Bodies”. The Conference attracted over 1,600 participants from across the Public Service. Participants to the Conference include Board Members, Chief Executives and top management staff of covered entities as well as internal audit and finance professionals.

The 2020 Conference could not be held due to the outbreak of COVID 19 and the restrictions imposed of mass gathering of people.



2 Control Issues

Systemic Internal Control Issues are recurring infractions captured in the 1,216 internal audit reports submitted by the IAUs and reviewed by the Agency. These infractions, amounting to GHC380,534,167.51, relate to non-compliance to laws and control weakness associated with the operations of the Covered Entities involved.

2.1 Findings on Activities of IAUs – MDAs

2.1.1 Procurement Irregularities

Ministries

- a) Two (2) institutions failed to route purchases through stores amounting to GHC140,750.47
- b) Two (2) institutions bought items worth GHC229,784.35 from Non-VAT Registered entity.
- c) One Ministry failed to obtain VAT receipt for items purchased worth GHC3,981.25

Department & Agencies

- a) A Technical University failed to obtain three quotations for procurement amounting to GHC21,247.12
- b) Nine (9) institutions failed to route purchases through stores amounting to GHC936,877.92
- c) Three (3) institutions bought items worth GHC116,804.14 from Non-VAT Registered entity.
- d) One Regional Coordinating Council failed to obtain VAT receipt for items purchased worth GHC654.30

2.1.2 Cash Management Irregularities

Ministries

- a) One Ministry effected payment amounting to GHC20,094.00 without the preparation of and authorization of a payment voucher.
- b) Five (5) Ministries failed to support PVs with relevant receipts totaling GHS22,938,819.62
- c) Four (4) Ministries failed to retire imprest amounting to GHC345,617.84
- d) Two (2) Ministries failed to account for revenue collected amounting to GHC420,810.12
- e) One Ministry failed to ensure that payments amounting to GHC61,600.00 were acknowledged by payees.
- f) Three (3) Ministries failed to produce payment vouchers totaling GHC7,730,474.38 for audit inspection.
- g) Three (3) Ministries were unable to recover debt totaling GHC350,696.24
- h) Five Ministries failed to withhold and make statutory payments amounting to GHC7,992,435.44

Department & Agencies

- a) Four (4) institutions effected payments totaling GHC180,858.84 without the authorization of the payment vouchers.
- b) Twenty-seven (27) institutions failed to support PVs with relevant receipts totaling GHC12,480,058.20
- c) Sixteen (16) institutions failed to retire imprest amounting to GHC1,055,210.70
- d) Six (6) institutions failed to account for revenue collected amounting to GHC702,132.89



- e) Three (3) institutions failed to ensure that payments amounting to GHC64,064.95 were acknowledged by payees.
- f) Seven (7) institutions failed to produce payment vouchers totaling GHC7,715,639.11 for audit inspection.
- g) Twelve (12) institutions failed to withhold and make statutory payments amounting to GHC1,411,402.14
- h) Thirty (30) Covered Entities made up of Twenty- seven (27) Department & Agencies and three (3) Ministries were unable to recover debt amounting to GH¢220,903,358.00. The Department and Agencies were owed a total of GH¢220,552,661.70 whilst the Ministries were owed GH¢350,696.24. Five (5) of the 27 Departments & Agencies were owed significant part of the total debt amounting to GH¢ 216,230,057.65. Twenty-two (22) of the 27 institutions and three (3) Ministries failed to recover a total debt of GH¢4,673,300.35.

2.1.3 Payroll

Ministries

- a) Two (2) Ministries were unable to recover salary advance granted staff amounting to GHC116,601.00
- b) Two (2) Ministries have paid unearned salary amounting to GHC63,129.88

Department & Agencies

- a) Six (6) institutions were unable to recover salary advance granted staff amounting to GHC207,845.35
- b) Six (6) institutions have paid unearned salary amounting to GHC2,643,538.06

2.2 Findings on Activities of IAUs – MMDAs

2.2.1 Procurement Irregularities

- a) Thirty-five (35) Assemblies have failed to engage in Competitive Procurement amounting to GHC997,090.95
- b) Eighty-one (81) Assemblies have not routed purchases through stores totaling GH¢ 2,806,480.94
- c) Twenty-one (21) Assemblies have failed to purchases from VAT Registered Entities totaling GHC565,098.17

2.2.2 Cash Management Findings

- a) Forty-six (46) Assemblies' have failed to authorize payment vouchers amounting to GH¢3,581,894.55
- b) One hundred and forty-five (145) Assemblies' have not supported PVs with relevant documents totaling GH¢19,679,769.03
- c) Sixteen Assemblies failed to retire imprest totaling GH¢425,844.36
- d) Twenty-nine (29) Assemblies' have failed to account for revenue collected totaling GH¢563,751.24



- e) Payees of fifty-eight (58) Assemblies' have failed to acknowledge Payment Vouchers amounting to GH¢6,393,282.48
- f) Sixty-one (61) Assemblies' made expenditure out of budget totaling GH¢ 9,817,111.01
- g) Forty-six (46) Assemblies' have not remit withholding tax to GRA GH¢ 1,025,345.00

2.2.3 Payroll Infractions

- a) Three (3) Assemblies failed to recover salary advance amounting to GH¢142,918.69
- b) Four (4) Assemblies Failed to pay SSNIT contributions amounting to GH¢7,604.61

2.3 Findings on Activities of IAUs – SOEs

2.3.1 Procurement Irregularities

- a) One Limited Company failed to obtain three quotations amounting to GH¢67,383.00
- b) One Corporation failed to route purchases through stores amounting to GH¢62,452.01
- c) One Limited Company bought items worth GH¢149,707.15 from Non-VAT Registered entity.

2.3.2 Cash Management

- a) One Authority effected payment amounting to GH¢118,260.54 without the authorization of the payment voucher.
- b) Two (2) institutions failed to retire imprest amounting to GH¢8,809.00.
- c) Four (4) institutions were unable to recover debt totaling GHS95,919,782.35
- d) Two (2) institutions failed to withhold and make statutory payments amounting to GH¢781,722.59.

HIV and AIDS Management Programme:

The Ghana AIDS Commission (GAC): HIV prevalence was estimated at 1.69% in 2019 as compared to 1.72% for 2018 per the 2019 estimates among the general population. The Commission continues to lead the national response in the implementation of the NSP 2016-2020 and intensify efforts at HIV prevention, HIV testing services, prevention of mother-to-child transmission, access to treatment and viral suppression among persons living with HIV and AIDS. The number of persons living with HIV on treatment in 2019 was 113,171 out of which 54,538 viral load test were conducted and 36,226 were found to be virally suppressed. Pursuant to the attainment of the 90-90-90 global target, the country at the end of 2018 had recorded 51-61-66 (51% of all persons living with HIV know their status, 61% of persons who know their HIV status are on antiretroviral treatment and 66% of persons who are on treatment have attained viral suppression.

The Commission with the support of the Ministry of Justice and Attorney General's Department developed regulations for the following key areas of GAC Act 2016 (938);

- The regulation of test facilities and test kits
- The regulation of Prevention services
- The regulation of Antiretroviral and treatment services
- Matters relating to the HIV Fund



The regulation is ready for submission to Parliament for consideration and approval.

It developed the NSP 2016-2020 and advocated for the adoption and passage of the new GAC Bill.

GAC also revised the National HIV and AIDS Policy to reflect current programmatic priorities and international best practice. Seven key line MDAs as defined in the NSP 2016-2020 were supported to develop and/or revise their workplace HIV Policy.

6. EXPENDITURE TRENDS FOR THE MEDIUM-TERM

Expenditure Trends: The Office of Government Machinery (OGM) was allocated a budget of GH¢3,910,885,707 and GH¢4,303,418,613 for 2019 and 2020 financial years respectively.

The Total expenditure as at 31st December, 2020 stood at GH¢3,422,300,250 whilst total expenditure at the end of December, 2019 stood at GH¢3,536,029,703.05.

With respect to Compensation of Employees, an amount of GH¢98,009,628.41 was expended in 2019 whilst in 2020, actual expenditure stood at GH¢122,241,698, as at 31st December, 2020.

Total expenditure on Goods and Services for 2019 was GH¢3,316,708,203.66. In December, 2020, an outturn of GH¢3,212,899,773 had been recorded.

An amount of GH¢49,361,888.67 was expended in 2019 for Assets whilst at the end of December, 2020 it stood at GH¢87,158,779.

The Office of Government Machinery has been allocated a budget of GH¢2,493,284,185 for the 2021 financial year. The total for Compensation of Employees in the 2021 OGM budget is GH¢167,552,974 with Goods and Services having an allocation of GH¢1,481,194,536 and Asset having a budget of GH¢844,536,675 for the 2021 financial year.

For the period 2021 to 2024, medium term expenditure for mainly GOG funds is projected to increase from GH¢2,490,145,593 to GH¢3,068,261,521 at an annual growth rate of 35%. The spending focus over the medium term would be on:

- Lifting of fuel and its associated taxes for the Presidency
- Maintenance and rehabilitation of Seat of Government (Jubilee House, Castle & Peduase Lodge)
- Subscriptions, Counterpart funding
- Special Operations
- Monitoring and Evaluation of Government policies and programmes nation-wide
- Award of scholarships to second and tertiary institutions
- National Identification registration
- Maintenance of security



- HIV/AIDS programmes
- Trained and develop manpower skills
- Undertake public sector reforms
- To reduce poverty in the rural and deprived communities
- To provide economic and social infrastructure to facilitate increased economic activity and create jobs.
- To promote resilient urban infrastructure development and maintain basic service provision
- Improve quality of life in slums, Zongos and inner cities
- Upgrade existing slums and prevent the occurrence of new ones
- Develop and maintain sports and recreational infrastructure
- Support the public sector to develop and institutionalize results-based management and M&E systems.

6b. Summary of 2020 Allocations

CLASSIFICATION	2020 BUDGET (APPROPRIATED)	2020 RELEASE	ACTUAL PAYMENT	VARIANCE	% VARIANCE
Compensation	152,624,504	122,241,698	122,241,698	30,382,806	19.91
Goods & Services	4,048,006,143	3,212,899,773	3,212,899,773	835,106,370	20.63
Capex	102,787,966	87,158,779	87,158,779	15,629,187	15.21
Other Votes	0	0	0	0	0
Total	4,303,418,613	3,422,300,250	3,422,300,250	881,118,363	20.47





2.6 Budget by Chart of Account

6.0- Programme, Sub-Programme and Natural Account Summary

Entity: 001 - Office of Government Machinery

Funding: All Source of Funding

Year: 2021 | Currency: GH Cedi

V_2021_Full_year

	2021	2022	2023	2024
All Programmes	2,580,434,583	2,931,208,196	2,931,208,196	2,931,208,196
00101 - Management and Administration	1,389,649,895	1,389,649,895	1,389,649,895	1,389,649,895
00101001 - General Administration	643,220,789	643,220,789	643,220,789	643,220,789
21 - Compensation of employees [GFS]	96,195,233	96,195,233	96,195,233	96,195,233
22 - Use of goods and services	508,463,044	508,463,044	508,463,044	508,463,044
27 - Social benefits [GFS]	2,180,000	2,180,000	2,180,000	2,180,000
28 - Other expense	1,129,564	1,129,564	1,129,564	1,129,564
31 - Non financial assets	35,252,948	35,252,948	35,252,948	35,252,948
00101002 - Finance	697,762,958	697,762,958	697,762,958	697,762,958
22 - Use of goods and services	40,343,393	40,343,393	40,343,393	40,343,393
31 - Non financial assets	657,419,565	657,419,565	657,419,565	657,419,565
00101003 - Human Resource	6,510,668	6,510,668	6,510,668	6,510,668
21 - Compensation of employees [GFS]	4,055,668	4,055,668	4,055,668	4,055,668
22 - Use of goods and services	2,420,000	2,420,000	2,420,000	2,420,000
27 - Social benefits [GFS]	35,000	35,000	35,000	35,000
00101004 - Research; Information Monitoring and Evaluation	28,668,049	28,668,049	28,668,049	28,668,049
22 - Use of goods and services	22,994,189	22,994,189	22,994,189	22,994,189
31 - Non financial assets	5,673,860	5,673,860	5,673,860	5,673,860
00101005 - State Advisory and Support or presidency Advisory	13,487,431	13,487,431	13,487,431	13,487,431
21 - Compensation of employees [GFS]	8,920,580	8,920,580	8,920,580	8,920,580
22 - Use of goods and services	4,524,489	4,524,489	4,524,489	4,524,489
27 - Social benefits [GFS]	42,362	42,362	42,362	42,362
00102 - Institutional Development	925,055,619	1,275,829,232	1,275,829,232	1,275,829,232
00102001 - Human Resource Management	202,885,143	553,658,756	553,658,756	553,658,756
21 - Compensation of employees [GFS]	2,001,219	2,001,219	2,001,219	2,001,219
22 - Use of goods and services	883,924	883,924	883,924	883,924



2.6 Budget by Chart of Account

6.0- Programme, Sub-Programme and Natural Account Summary

Entity: 001 - Office of Government Machinery

Funding: All Source of Funding

Year: 2021 | Currency: GH Cedi

V_2021_Full_year

	2021	2022	2023	2024
28 - Other expense	200,000,000	550,773,613	550,773,613	550,773,613
00102002 - Institutional Strengthening	722,170,476	722,170,476	722,170,476	722,170,476
21 - Compensation of employees [GFS]	677,063,634	677,063,634	677,063,634	677,063,634
22 - Use of goods and services	45,086,841	45,086,841	45,086,841	45,086,841
27 - Social benefits [GFS]	20,000	20,000	20,000	20,000
00105 - Investment Promotion Management	208,640,484	208,640,484	208,640,484	208,640,484
00105002 - Pro - Poor Interventions	163,004,466	163,004,466	163,004,466	163,004,466
21 - Compensation of employees [GFS]	11,465,616	11,465,616	11,465,616	11,465,616
22 - Use of goods and services	151,538,850	151,538,850	151,538,850	151,538,850
00105003 - Investment Promotion	45,636,018	45,636,018	45,636,018	45,636,018
21 - Compensation of employees [GFS]	17,004,447	17,004,447	17,004,447	17,004,447
22 - Use of goods and services	28,290,869	28,290,869	28,290,869	28,290,869
31 - Non financial assets	340,702	340,702	340,702	340,702
00106 - Regulatory Services	42,588,487	42,588,487	42,588,487	42,588,487
00106000 - Regulatory Services	42,588,487	42,588,487	42,588,487	42,588,487
21 - Compensation of employees [GFS]	22,291,878	22,291,878	22,291,878	22,291,878
22 - Use of goods and services	16,732,767	16,732,767	16,732,767	16,732,767
27 - Social benefits [GFS]	1,588,193	1,588,193	1,588,193	1,588,193
28 - Other expense	1,975,648	1,975,649	1,975,649	1,975,649
00107 - HIV and AIDS Management	14,500,098	14,500,098	14,500,098	14,500,098
00107000 - HIV and AIDS Management	14,500,098	14,500,098	14,500,098	14,500,098
21 - Compensation of employees [GFS]	554,697	554,697	554,697	554,697
22 - Use of goods and services	13,945,401	13,945,401	13,945,401	13,945,401

PART B: BUDGET PROGRAMME SUMMARY

PROGRAMME 1: MANAGEMENT AND ADMINISTRATION

1. Budget Programme Objectives

- Create an enabling environment for accelerated and shared growth of the economy;
- Monitor and evaluate government policies and programmes in the MDAs;
- Provide Economic and Political direction of the nation in the best interest of all Ghanaians.

2. Budget Programme Description

The Office of the President (OoP) was established by Article 57 of the 1992 Constitution of the Republic of Ghana and Section two (2) of the Presidential Office Act, 1993 (Act 463). The Office has oversight responsibility for the Government Machinery (OGM) Sector comprising six (6) Cost Centres within the Presidency and sixteen (16) Departments and Agencies including Councils and Commissions.

The Management and Administration programme provides all of the cross-cutting services required in order that other programmes and sub-programmes can succeed in achieving their objectives. As such, the Management and Administration programme is usually responsible for services that are undertaken to set the OGM's policy direction.

This involves the Office of the Chief of Staff, General Administration, Cabinet Secretariat, Press Secretariat, Policy Coordination & Delivery Unit, Council of State and State Protocol.

The following sub-programmes are used to deliver services across a wide area:

- General Administration;
- Finance;
- Human Resource;
- Research, Information, Monitoring and Evaluation.
- State Advisory and Protocol Service



2.7. Budget by Chart of Account

7- MDA Sub-Programme and Natural Account Summary

Entity: 001 - Office of Government Machinery

Funding: All Source of Funding

Year: 2021 | **Currency:** GH Cedi

V_2021_Full_year

	2021	2022	2023	2024
00101 - Management and Administration	1,389,649,895	1,389,649,895	1,389,649,895	1,389,649,895
00101001 - General Administration	643,220,789	643,220,789	643,220,789	643,220,789
21 - Compensation of employees [GFS]	96,195,233	96,195,233	96,195,233	96,195,233
22 - Use of goods and services	508,463,044	508,463,044	508,463,044	508,463,044
27 - Social benefits [GFS]	2,180,000	2,180,000	2,180,000	2,180,000
28 - Other expense	1,129,564	1,129,564	1,129,564	1,129,564
31 - Non financial assets	35,252,948	35,252,948	35,252,948	35,252,948
00101002 - Finance	697,762,958	697,762,958	697,762,958	697,762,958
22 - Use of goods and services	40,343,393	40,343,393	40,343,393	40,343,393
31 - Non financial assets	657,419,565	657,419,565	657,419,565	657,419,565
00101003 - Human Resource	6,510,668	6,510,668	6,510,668	6,510,668
21 - Compensation of employees [GFS]	4,055,668	4,055,668	4,055,668	4,055,668
22 - Use of goods and services	2,420,000	2,420,000	2,420,000	2,420,000
27 - Social benefits [GFS]	35,000	35,000	35,000	35,000
00101004 - Research; Information Monitoring and Evaluation	28,668,049	28,668,049	28,668,049	28,668,049
22 - Use of goods and services	22,994,189	22,994,189	22,994,189	22,994,189
31 - Non financial assets	5,673,860	5,673,860	5,673,860	5,673,860
00101005 - State Advisory and Support or presidency Advisory	13,487,431	13,487,431	13,487,431	13,487,431
21 - Compensation of employees [GFS]	8,920,580	8,920,580	8,920,580	8,920,580
22 - Use of goods and services	4,524,489	4,524,489	4,524,489	4,524,489
27 - Social benefits [GFS]	42,362	42,362	42,362	42,362

BUDGET SUB-PROGRAMME SUMMARY

PROGRAMME 1: MANAGEMENT AND ADMINISTRATION

SUB-PROGRAMME 1.1: General Administration

1. Budget Sub-Programme Objective

To effectively and efficiently coordinate the operations of the various Cost Centres/Agencies under the OGM Sector to ensure the provision of adequate logistics for the Office

2. Budget Sub-Programme Description

This sub programme coordinates the operations of the Office and its Agencies through the Office of the Chief of Staff.

It provides general information and direction for the OGM. It is responsible for the establishment of standard procedures of operation for the effective and efficient running of the Office of Government Machinery.

It consolidates and incorporates the Sector's needs for equipment and materials into a master procurement plan, establishes and maintains a fixed asset register, and liaises with appropriate heads of Cost Centres/Agencies to plan for the acquisition, replacement and disposal of equipment.

The organisational units involve in delivering this sub-programme is the Office of Chief of Staff, with staff strength of 303. This sub-programme is funded under the GOG budget.



3. Budget Sub-Programme Results Statement

The table indicates the main outputs, its indicators and projections by which the Office measures the performance of this sub-programme. The past data indicates actual performance whilst the projections are the Office's estimate of future performance.

Main Output	Output Indicators	Past Years				Projections			
		2019		2020		Budget Year 2021	Indicative Year 2022	Indicative Year 2023	Indicative Year 2024
		Target	Actual	Target	Actual				
Sector liaison coordination meetings with Cost Centers/agencies and other MDAs	Number of sector meetings held	4	2	4	2	4	4	4	4
Organisation of Official Celebrations (Independence & Republic Day and National wards) Honours Ceremony Anniversaries	Official celebration held	3	3	3	1	3	3	3	3
Organisation of end of year activities of the Presidency(Head of State End of Year Party regionally)	Number of event organised	10	10	10	-	10	10	10	10
Disseminate and respond to correspondence	Number of working days use to respond	1	1	1	1	1	1	1	1
Organisation of Management meetings	Number of meetings held	12	12	12	9	12	12	12	12



4. Budget Sub-Programme Operations and Projects

The table lists the main Operations and Projects to be undertaken by the sub-programme.

Operations	Projects (Investment)
Organise Management Meetings every month	Undertake rehabilitation works of the Seat of Government, Jubilee House, Peduase Lodge and other Presidential Households
Organise Head of State End of Year Activities annually in all 10 regions	Procure vehicles for the Presidency
Harmonise Service Schemes of the Office and other Cost Centres/Agencies under the OGM	Procure office machines/equipment
Organise Presidential travels locally and internationally	Rehabilitate residential bungalows belonging to the Presidency
Organise Cabinet Meetings, Cabinet Retreats and Ministerial Workshops	Procure computers and accessories
Organise Press Meetings for the Presidential Press Corp and other Media Houses	
Response/take action on correspondences of OGM Cost Centres/Agencies and other MDAs	





2.8. Budget by Chart of Account

8 - Sub-Programme and Natural Account

Entity: 001 - Office of Government Machinery

Funding: All Source of Funding

Year: 2021 | Currency: GH Cedi

V_2021_Full_year

	2021	2022	2023	2024
00101001 - General Administration	643,220,789	643,220,789	643,220,789	643,220,789
21 - Compensation of employees [GFS]	96,195,233	96,195,233	96,195,233	96,195,233
22 - Use of goods and services	508,463,044	508,463,044	508,463,044	508,463,044
27 - Social benefits [GFS]	2,180,000	2,180,000	2,180,000	2,180,000
28 - Other expense	1,129,564	1,129,564	1,129,564	1,129,564
31 - Non financial assets	35,252,948	35,252,948	35,252,948	35,252,948

BUDGET SUB-PROGRAMME SUMMARY

PROGRAMME 1: MANAGEMENT AND ADMINISTRATION

SUB-PROGRAMME 1.2: Finance

1. Budget Sub-Programme Objective

To establish and implement an effective and efficient planning, budgeting, financial and asset reporting system within the OGM

2. Budget Sub-Programme Description

This sub programme considers the financial management practices of the Office. It establishes and implements financial policies and procedures for planning, budgeting and controlling financial transactions of the Office which is consistent with prevailing financial and accounting policies, objectives, rules and regulations. It also ensures the documentation and controlling of incoming and outgoing cash flows as well as actual handling of cash.

The operations include:

- Identifying other revenue streams apart from GoG
- Monitoring the Internal Revenue Generation
- Maintaining proper accounting records for both IGF and GoG
- Ensuring budgetary control and management of assets, liabilities, revenue and expenditures
- Preparation of Annual budget of OGM

The organisational units involve in delivering this sub-programme are General Administration, Office of the President, Cabinet Secretariat, Vice President Secretariat with staff strength of 722. This sub-programme is funded under the GOG budget



3. Budget Sub-Programme Results Statement

The table indicates the main outputs, its indicators and projections by which the Office measures the performance of this sub-programme. The past data indicates actual performance whilst the projections are the Office’s estimate of future performance.

Main Outputs	Output Indicator	Past Years		Projections			
		2019	2020	Budget Year 2021	Indicative Year 2022	Indicative Year 2023	Indicative Year 2024
Preparation of OGM Annual Budget	To be completed by	Completed	Completed	31st October	31st October	31st October	31st October
Preparation of Financial Reports	To be completed	Completed	31st October	Quarterly	Quarterly	Quarterly	Quarterly
Responding to audit reports	Respond within	Completed	31st October	Thirty days after receipt of report	Thirty days after receipt of report	Thirty days after receipt of report	Thirty days after receipt of report
Updates of assets register	completed by	Completed -	31st October	31st December	31st December	31st December	31st December
Payment to Service Providers	Paid within	-	-	Thirty days after receipt of bill	Thirty days after receipt of bill	Thirty days after receipt of bill	Thirty days after receipt of bill

4. Budget Sub-Programme Operations and Projects

The table lists the main Operations and Projects to be undertaken by the sub-programme.

Operations	Projects
Organise Budget and Financial Management Workshop for OGM Agencies	
Organise Monthly Budget Committee Meetings	
Organise preliminary budget hearings for OGM Agencies	
Organise Audit Implementation Committee Meetings	
Update Assets Register	
Undertake financial activities	





2.8. Budget by Chart of Account

8 - Sub-Programme and Natural Account

Entity: 001 - Office of Government Machinery

Funding: All Source of Funding

Year: 2021 | Currency: GH Cedi

V_2021_Full_year

	2021	2022	2023	2024
00101002 - Finance	697,762,958	697,762,958	697,762,958	697,762,958
22 - Use of goods and services	40,343,393	40,343,393	40,343,393	40,343,393
31 - Non financial assets	657,419,565	657,419,565	657,419,565	657,419,565

BUDGET SUB-PROGRAMME SUMMARY

PROGRAMME 1: MANAGEMENT AND ADMINISTRATION

SUB-PROGRAMME 1.3: Human Resource

1. Budget Sub-Programme Objective

To improve upon the human resource capacity of all Directorates and Units of the Office of Government Machinery

2. Budget Sub-Programme Description

This sub-programme considers the human resource needs of the Office. It develops and oversees the strategic planning of the human resource requirement of the Office.

It is also responsible for the recruitment, selection and continuous training and retraining of employees to build capacity and efficiency across the Office.

The Human Resource Management and Development Directorate will oversee the implementation of the sub-programme. The Directorate currently has staff strength of 15. The sub-programme will be funded through the Government of Ghana (GoG) Annual Budgetary Allocations



3. Budget Sub-Programme Results Statement

The table indicates the main outputs, its indicators and projections by which the Office measures the performance of this sub-programme. The past data indicates actual performance whilst the projections are the Office's estimate of future performance.

Main Output	Output Indicators	Past Years				Projections			
		2019		2020		Budget Year 2021	Indicative Year 2022	Indicative Year 2023	Indicative Year 2024
		Target	Actual	Target	Actual				
Train to retrain Political Appointees and Civil Servants locally	Number of Officers trained locally	89	120	92	88	250	250	250	250
Train to retrain Political Appointees and Civil Servants	Number of Officers trained overseas	1	15	7	1	60	60	60	60
Request for Financial Clearance for the Office and OGM Agencies	Number of requests per year	4	5	6	5	6	6	6	6
Human resource database reviewed and updated	Number of times updated in a year	4	4	4	4	4	4	4	4

4. Budget Sub-Programme Operations and Projects

The table lists the main Operations and Projects to be undertaken by the sub-programme.

Operations	Projects
Sponsor 10 Officers to participate in conferences and seminars organize annually locally and overseas	Procure Laptops, Desktops Computers , Printers, Scanners and Soft wares
Train to re-train Two Hundred and Fifty Political Appointees and Civil Servants locally	
Train to re-train Sixty Political Appointees and Civil Servants overseas	
Undertake a needs assessment of the human, material, logistics and skills resource requirements of all Cost Centres of the Office (OoP).	





2.8. Budget by Chart of Account

8 - Sub-Programme and Natural Account

Entity: 001 - Office of Government Machinery

Funding: All Source of Funding

Year: 2021 | Currency: GH Cedi

V_2021_Full_year

	2021	2022	2023	2024
00101003 - Human Resource	6,510,668	6,510,668	6,510,668	6,510,668
21 - Compensation of employees [GFS]	4,055,668	4,055,668	4,055,668	4,055,668
22 - Use of goods and services	2,420,000	2,420,000	2,420,000	2,420,000
27 - Social benefits [GFS]	35,000	35,000	35,000	35,000

BUDGET SUB-PROGRAMME SUMMARY

PROGRAMME 1: MANAGEMENT AND ADMINISTRATION

SUB-PROGRAMME 1.4: Research, Information Monitoring and Evaluation

1. Budget Sub-Programme Objectives

- To strengthen the capacity for Planning, Policy Analysis, Monitoring and Evaluation, Data Collection and Analysis within the Office and Agencies under the OGM.
- To formulate, Implement, Co-ordinate, Monitor and Evaluate government policies and programmes.

2. Budget Sub-Programme Description

The sub-programme seeks to facilitate key stakeholder consultations for the planning and development of sector policies.

Its main focus includes the following:

- Researching and collating information for Executive Policy formulation and review
- Conveying Executive Policies and Decisions to MDAs and Other Public Sector Organisations
- Monitoring of the Private Sector performance
- Ensuring systematic monitoring of the implementation of Executive decisions and programmes
- Developing and undertaking periodic reviews of policy, plans and programmes to facilitate and fine-tune the achievement of Executive Vision and National priorities for all Sectors of the Economy.

The Policy Coordination and Delivery Unit under this sub-programme undertakes Monitoring and Evaluation of Government of Ghana Programmes and Projects of all MDAs, MMDAs, to ascertain their status and cost involved. Evaluate the cost and come out with the best and appropriate suggestions to complete the projects.



3. Budget Sub-Programme Results Statement

The table indicates the main outputs, its indicators and projections by which the Office measures the performance of this sub-programme. The past data indicates actual performance whilst the projections are the Office's estimate of future performance.

Main Output	Output Indicators	Past Years				Projections			
		2019		2020		Budget Year 2021	Indicative Year 2022	Indicative Year 2023	Indicative Year 2024
		Target	Actual	Target	Actual				
CABINET SECRETARIAT									
Cabinet/Ministerial Retreats and Cabinet meetings organized	Number of Retreats organized	2	3	2	1	4	4	4	4
	Number of Cabinet meetings	24	25	24	19	24	24	24	24
Cabinet Agenda, Reports and Decisions produced	Number of decisions	450	408	450	260	450	450	450	450
	Reports produced	60	59	60	61	60	60	60	60
Cabinet Memos produced	Number of Cabinet memos produced	60	58	60	54	60	60	60	60



4. Budget Sub-Programme Operations and Projects

The table lists the main Operations and Projects to be undertaken by the sub-programme.

Operations	Projects
Monitoring and Evaluation Unit	Procure vehicles
Organise Cabinet Retreats and Ministerial Workshops annually	Procure Vehicles to undertake the above Projects
Organise 24 Cabinet Meetings annually	Procure relevant office machines for official activities and effective service delivery
Organise 50 Special Committee Meetings annually	
Organise Press Soirée for the President	
Undertake Monitoring and Evaluation exercise of Government Policies and Programmes in MDAs/MMDAs and the RCCs	
Update and re-design Monitoring and Evaluation questionnaires.	
Develop OGM Policies and Plans	
Publicize Policy and Sector Plan to OGM Cost Centres/Agencies	
Policy Monitoring and Evaluation Unit Operations	
Train PEOU Staff on relevant programmes by December	
Organise workshops for MDAs and MMDAs on Policy issues annually on Regional bases.	





2.8. Budget by Chart of Account

8 - Sub-Programme and Natural Account

Entity: 001 - Office of Government Machinery

Funding: All Source of Funding

Year: 2021 | Currency: GH Cedi

V_2021_Full_year

	2021	2022	2023	2024
00101004 - Research; Information Monitoring and Eval	28,668,049	28,668,049	28,668,049	28,668,049
22 - Use of goods and services	22,994,189	22,994,189	22,994,189	22,994,189
31 - Non financial assets	5,673,860	5,673,860	5,673,860	5,673,860

BUDGET SUB-PROGRAMME SUMMARY

PROGRAMME 1: MANAGEMENT AND ADMINISTRATION

SUB-PROGRAMME 1.5: State Advisory and Protocol Service

1. Budget Sub-Programme Objectives

- To implement government policies and decisions pertaining to the provision of protocol services efficiently and effectively.
- To develop the human resources and institutional capacity of the department for effective delivery of protocol services.
- To offer impartial and timely advice to the President, Ministers of state, Parliament and other government Agencies.
- To promote greater council and stakeholder interaction

2. Budget Sub-Programme Description

The State Advisory and Support Sub-Programme is carried out by Office of State Protocol and the Council of State

Office of the Chief of State Protocol

The Office of the Chief of State Protocol is responsible for organisation and execution of state functions and the provision of protocol services to all state guests, MDAs and the general public.

The key operations include to:

- Host Heads of State and Government.
- Arrange and support the presentation of credentials by ambassadors and high commissioners accredited to Ghana.
- Organise internal/external visits undertaken by his Excellency the President.
- Organise the celebration of state anniversaries and commemoration of national events.
- Facilitate discussions between His Excellency the President and visiting dignitaries at the castle and other venues.

The Department's source of funding for all its programmes is the consolidated fund and the number of staff delivering this sub-programme under Office of the Chief of State Protocol is 78.



Council of State: The Council of State is established under Chapter 9 Article 89 of the Constitution of Ghana. Its primary function is to counsel the President in the performance of his functions.

The Council of State is a twenty-five (25) member body made up of the following,

- Eleven members appointed by the President
- Ten elected members representing each of the ten regions of Ghana.
- Four ex officio members and these are the President of the National House of Chiefs, a former Chief Justice, a former Inspector General of Police IGP and a former Chief of Defence Staff CDS. The latter three are appointed by the President in consultation with Parliament.

The above –stated provision further specifies that the Council of State is required in the exercise of this function to consider and advise the President or any other authority in respect of any appointment which is required by the Constitution or any other law to be made in accordance with the advice of, or in consultation with the Council of State. And upon request or on its own initiative, the Council of State is to consider and make recommendations on any matter being considered or dealt with by the President, a Minister of State, Parliament or any other authority established by the Constitution.

The Constitution also enjoins it to meet “at least four times a year”. However, the Council of State, reviewing the volume of work expected of it, decided to meet at least, five times a month, two committees and three plenary meetings in the last week of the month. The full implications and significance of this vastly expanded scope and range of the programme of work of the Council need to be fully appraised and comprehended. For, what this expanded role does mean is that, instead of being a part time body, the present Council of State has indeed evolved into a virtually full time constitutional organ of the State. Clearly, such a transformation is significant. Accordingly, the administrative, budgetary, policy and other implications and consequences of such a transformation of the Council’s scope and role need to be understood and properly addressed.

The number of staff including chairman and members delivering this sub-programme is 54 and it’s funded by Government of Ghana.



3. Budget Sub-Programme Results Statement

The table indicates the main outputs, its indicators and projections by which the Office measures the performance of this sub-programme. The past data indicates actual performance whilst the projections are the Office's estimate of future performance.

Main Output	Output Indicators	Past Years				Projections			
		2019		2020		Budget Year 2021	Indicative Year 2022	Indicative Year 2023	Indicative Year 2024
		Target	Value	Target	Value				
STATE PROTOCOL DEPARTMENT									
Host to visiting Heads of States / Governments	Visiting Heads of States and Governments hosted	30	33	30	5	30	30	35	40
Presentation of Credentials by Ambassadors and High Commissioners accredited to Ghana	High Commissioners and Ambassadors accredited to Ghana present their credentials	8	6	7	6	6	8	15	20
Organise internal / external visits undertaken by H.E. the President	State/Official visits organized for H.E the President (External) Internal	10	69	10	18	15	15	15	20
		20	30	20	55	20	20	20	30
Organise state anniversaries and other national events	State anniversaries and National events celebrated and commemorated	6	6	6	5	6	6	15	20
To arrange and support farewell calls by outgoing ambassadors and High Commissioners	Sites for ceremonies/events prepared	7	5	7	5	3	10	15	20
Organization of State / State assisted Funerals	All State/State assisted funerals duly organized	6	4	6	7	8	7	15	20
Swearing in of:- <ul style="list-style-type: none"> . Council of State members . Ministers & Deputy ministers Commissions . Boards . Ambassadors & High 	All swearing in events for the year duly organized	20	30	20	13	25	25	15	40



Main Output	Output Indicators	Past Years				Projections			
		2019		2020		Budget Year 2021	Indicative Year 2022	Indicative Year 2023	Indicative Year 2024
		Target	Value	Target	Value				
Commissioners designate									
Collaboration with MDAs, MMDA's, Stakeholders and Civil Society Organizations for their events.	MDAs and Stakeholders assisted to organize their events	100	70	100	15	100	100	115	150
Organize capacity building workshops and training for Staff to enhance performance	Capacity of members of staff enhanced	10	8	10	22	15	25	25	30



4. Budget Sub-Programme Operations and Projects

The table lists the main Operations and Projects to be undertaken by the sub-programme.

Operations (State Protocol)	Projects
Provide adequate protocol service for visiting heads of state and government	Completion of uncompleted garages
Provide support services at state funerals during the year.	Purchase of Vehicles
Arrange and support the presentation of credentials by ambassadors and high commissioners accredited to Ghana.	Purchase of office Machinery
Arrange for meetings between visiting dignitaries and the heads of state during the year.	Purchase of rolls of Carpet
Host both local and foreign state guest other than heads of state during the year.	Purchase of Furniture
Provide transport to support the provision of protocol services during the year.	Renovate works branch
Provide inputs to facilitate internal and external visits by the president during the year.	Upgrade ICT facilities
Provide for head of states end of year activities during the year.	Purchase of canopies
Sponsor 5 secretaries to undertake secretaries to undertake secretariat courses annually at Government secretariat school	Completion of uncompleted Garage
Train twenty (20) members of staff to acquire skills and proficiency in the use of computers.	Purchase Of Vehicles
Provide in-service training for fifteen (15) members of staff to acquire skills in event management during the year.	Purchase Of Office Machinery
Five (5) members of staff to acquire management skills at GIMPA.	Purchase Of Rolls Of Carpet
Provide uniforms and protective clothing for (80) members of staff during the year.	Renovate Council of State's Guesthouse.
Process claims for allowances and other entitlements of members and staff.	Phase out at least 5 obsolete office equipment.
Organise 2 outreach programmes annually.	Phase out fleet 2 office vehicles.
Organise 3 workshops for Council Members annually/	Update office ICT.
Organise 80 meetings for Council members annually.	
Organise 20 stakeholders meetings annually.	
Five documented research information make available to government annually.	
Train adequate number of staff in relevant areas.	
Publicise and report on the no sensitive programmes and activities of the council of State.	





2.8. Budget by Chart of Account

8 - Sub-Programme and Natural Account

Entity: 001 - Office of Government Machinery

Funding: All Source of Funding

Year: 2021 | Currency: GH Cedi

V_2021_Full_year

	2021	2022	2023	2024
00101005 - State Advisory and Support or presidency A	13,487,431	13,487,431	13,487,431	13,487,431
21 - Compensation of employees [GFS]	8,920,580	8,920,580	8,920,580	8,920,580
22 - Use of goods and services	4,524,489	4,524,489	4,524,489	4,524,489
27 - Social benefits [GFS]	42,362	42,362	42,362	42,362

BUDGET PROGRAMME SUMMARY

PROGRAMME 2: INSTITUTIONAL DEVELOPMENT

1. Budget Programme Objectives

- To promote timely and reliable demographic data for policy-making, planning, monitoring and evaluation.
- Increase inclusive and equitable access to and participation in education at all levels
- To rationalize and define structures, roles and procedures for state institutions
- Improve transparency and public access to public information
- To facilitate implementation of institutional changes/reforms and build capacity in the public services to provide transparent, accountable, efficient, effective and timely service delivery to the public and citizenry
- Improve the responsiveness of the public service in service delivery
- Promote/Ensure smooth transfer of power between incoming and outgoing administrations. A peaceful and respectful transition of power at the highest level of Government stands as the key to the survival of democracy.

2. Budget Programme Description

This programme is delivered by Public Sector Reforms Secretariat (PSRS)/Office of the Senior Minister, National Population Council, Scholarships Secretariat and the Administrator-General's Office.

The National Population Council collaborates with National Council on Women & Development, Ghana Association of private and voluntary Organisations in development, NDPC, MOFEP, MOH, Ghana Medical Association and the TUC to advise the government on population programmes and activities which the Council considers necessary for better and effective population management, recommend such new population policies or changes to existing policies as it considers necessary for a better and effective population management and promote comprehensive population programmes for integration into the National Development Plan.

The Scholarships Secretariat awards scholarships to qualified Ghanaians to help increase equitable access to education and improve knowledge and skill of the human resource capacity of the country. This is achieved by the administration of scholarships under three broad categories which are Second Cycle, Local Tertiary and Foreign Tertiary.

The Public Sector Reform Secretariat (PSRS)/Office of the Senior Minister facilitates, coordinates, and monitors the implementation of reforms in the public service; promotes the responsiveness of the Service in service delivery, through institutional



changes/reforms; generates, shares and exchanges knowledge and experiences (policies) on reforms in the public services.

As part of the broad strategy to ensure a well-structured governance framework for the effective implementation of core policies and programmes of the Government, the Office of the Senior Minister has been re-introduced to create a supportive environment and provide stability, consistency, credibility and cross-sector policy co-ordination as well as strategic direction to Government.

The Administrator-General's Office is mandated to ensure smooth and transparent transfer of power, assets and properties of state between incoming and outgoing political administrations to promote a peaceful and respectful transition at the highest level of Government.



2.7. Budget by Chart of Account

7- MDA Sub-Programme and Natural Account Summary

Entity: 001 - Office of Government Machinery

Funding: All Source of Funding

Year: 2021 | **Currency:** GH Cedi

V_2021_Full_year

	2021	2022	2023	2024
00102 - Institutional Development	925,055,619	1,275,829,232	1,275,829,232	1,275,829,232
00102001 - Human Resource Management	202,885,143	553,658,756	553,658,756	553,658,756
21 - Compensation of employees [GFS]	2,001,219	2,001,219	2,001,219	2,001,219
22 - Use of goods and services	883,924	883,924	883,924	883,924
28 - Other expense	200,000,000	550,773,613	550,773,613	550,773,613
00102002 - Institutional Strengthening	722,170,476	722,170,476	722,170,476	722,170,476
21 - Compensation of employees [GFS]	677,063,634	677,063,634	677,063,634	677,063,634
22 - Use of goods and services	45,086,841	45,086,841	45,086,841	45,086,841
27 - Social benefits [GFS]	20,000	20,000	20,000	20,000

BUDGET SUB-PROGRAMME SUMMARY

PROGRAMME 2: INSTITUTIONAL DEVELOPMENT

SUB-PROGRAMME 2.1: Human Resource Management

1. Budget Sub-Programme Objectives

- Promote and improve efficiency and effectiveness of performance in the public service
- Increase inclusive and equitable access to and participation in education at all levels
- Develop and retain human resource capacity at national, regional and district levels
- Interpret population variables into all aspects of development planning at all levels
- Reinforce family planning as a priority in national development
- Minimize the negative impact and optimize the potential impact of migration for Ghana's development
- Promote redistribution of population between urban and rural areas
- Provide timely and reliable demographic data for policy making, planning, monitoring and evaluation

2. Budget Sub-Programme Description

The Public Sector Reform Secretariat (PSRS) facilitates, coordinates, and monitors the implementation of reforms in the public service; promotes the responsiveness of the Service through institutional changes/reforms; generates shares and exchanges knowledge and experiences (policies) on reforms in the public services.

To achieve the above mandate, PSRS seeks to:

- dialogue with government officials, donors, MDAs and other stakeholders on reform initiative and implementation
- Provide policy guidelines on reform implementation
- Assist in the formulation and implementation of policies on reforms
- Coordinate external collaborative partnership and support on reforms

The number of staff delivering the sub-programme is 29 and it is funded by Government of Ghana (GoG).

The Scholarships Secretariat awards scholarships to qualified Ghanaians to help increase equitable access to education and improve knowledge and skill of the human resource capacity of the country. This is achieved by the administration of scholarships under three broad categories which are Second Cycle, Local Tertiary and Foreign Tertiary: The second cycle scholarships are awarded to help bridge the gap between the poor and the rich with regards to access to second cycle education. The awards therefore go to all students from the three Northern Regions and the brilliant but needy



students in the southern sector.

The physically challenged and postgraduates in the public tertiary institutions are given assistance in the form of bursaries and thesis allowance. The medical students also receive long stay allowances.

The foreign tertiary awards cover that of bilateral arrangements, training of postgraduate students for faculty development and year abroad programmes which are undertaken by language students for proficiency.

Funding to achieve these is provided by the government but in the case of the bi-lateral awards, there is donor support. Scholarships Secretariat delivers the above functions with staff strength of 23.

The mandate of the National Population Council (NPC) is to co-ordinate all population programmes in the country and to advise Government on all population issues. The NPC operates in all the 10 regions of Ghana.

The NPC collaborates with National Council on Women & Development, Ghana Association of private and voluntary organisations in development, NDPC, MOFEP, MOH, Ghana Medical Association and the TUC to:

- Undertake population policy research and analysis of identified and emerging population issues and to prepare appropriate population programmes and activities for them
- Promote, co-ordinate and harmonize population activities including family planning programmes and services in the country
- Promote and co-ordinate comprehensive population, information, education and communication policies and strategies
- Develop a national population data bank to facilitate the exchange and dissemination of population related information
- Identify, develop and implement the requisite human resource needs for population programmes
- Serve as the national public relations agency on population issues affecting the country and provide background materials on population to agencies that need them
- Promote the integration of population factors into development planning
- Generally, co-ordinate the formulation and implementation of population policy and programmes within the country

The National Population Council delivers the above functions with staff strength of 79 and it is funded through Government of Ghana (GoG).



3. Budget Sub-Programme Results Statement

The table indicates the main outputs, its indicators and projections by which the Office measures the performance of this sub-programme. The past data indicates actual performance whilst the projections are the Office's estimate of future performance.

Main Outputs	Output Indicator	Past Years				Projections			
		2019		2020		Budget Year 2021	Indicative Year 2022	Indicative Year 2023	Indicative Year 2024
		Target	Actual	Target	Actual				
Responsiveness of the public service in service delivery improved	Number of Institutions identified	5	5	10	10	10	10	10	10
Performance Contracting in public service	Number of institutions assessed	18	18	18	12	-	-	-	-
Subvented Agencies reform programme implemented	% Status of implementation of the Sub-	20	17	20	13	-	-	-	-
Service delivery improvement programmes deepened in MDAs/MMDAs	Number of institutions undertaken service delivery improvement programme	80	80	100	50	100	80	80	80
National Public Sector Reforms Strategy implemented	% status of implementation	20	20	20	25	15	25	15	10
4 OGP steering Committee meetings organised	Number of meetings organised	4	4	4	4	4	4	4	4



Main Outputs	Output Indicator	Past Years				Projections			
		2019		2020		Budget Year 2021	Indicative Year 2022	Indicative Year 2023	Indicative Year 2024
		Target	Actual	Target	Actual				
4 OGP consultative meetings organised	Number of consultative meetings organised	4	4	4	4	4	4	4	4
500 copies of 4th OGP Action Plan printed	Number of copies of Action Plan printed	400	400	400	400	500	-	500	-
Honour international obligations	Subscriptions paid	-	-	3	0	3	3	3	3
Participate in international and regional events	Number of regional and international events	1	1	4	2	4	4	4	4
Ghana Beyond Aid coordinated and indicators tracked	Number of coordination meeting	-	-	-	-	10	10	10	10
	Number of field trips undertaken	-	-	-	-	12	12	12	12
Awareness for Ghana Beyond Aid generated	Number of awareness creation events undertaken	-	-	-	-	20	20	20	20
Stakeholder policy implementation review meetings held	Number of meetings held	-	-	-	4	4	4	4	4
Scholarships (Second Cycle)	Number of awards to Senior High School Students in the Northern Regions (Northern	129,183	47,620	-	-	-	-	-	-



Main Outputs	Output Indicator	Past Years				Projections			
		2019		2020		Budget Year 2021	Indicative Year 2022	Indicative Year 2023	Indicative Year 2024
		Target	Actual	Target	Actual				
	Number of Awards to Needy and Brilliant Students in Senior High Schools in the South (Hardship and Merit Scholarship)	56,431	43,100	47,620	28,550	-	-	-	-
	Number of Presidential awards of Excellence to Senior High School	100	100	100	60	-	-	-	-
Scholarships and Bursaries (Foreign Tertiary)	Number of Bi-lateral	-	1,049	-	1,005	942	1,036	1,139	1,253
	Number of Non-Bilateral	-	-	-	306	636	826	909	1,000
	Number of Year Abroad Language Proficiency	-	324	-	360	443	487	536	589
Scholarships and Bursaries (Local Tertiary)	Number of awards for the District Level Decentralisation	-	-	-	-	22,200	33,000	49,500	49,500
	Number of awards for Technical and Vocational	-	-	-	-	10,500	10,500	10,500	10,500
	Number of Awards Institutional Developme	-	-	-	-	300	300	300	300



Main Outputs	Output Indicator	Past Years				Projections			
		2019		2020		Budget Year 2021	Indicative Year 2022	Indicative Year 2023	Indicative Year 2024
		Target	Actual	Target	Actual				
	Number of Bursaries to Postgraduate Students in local Public	-	-	-	12,500	7,845	10,450	10,450	11,495
	Number of Awards to Medical Students for long stay	-	-	-	1,320	1,226	1,422	1,422	1,422
	No. of Awards to the Physically Challenged in Public Universities	-	233	-	233	280	280	280	280
	Number of Thesis awards for postgraduates in Public Universities	-	6,820	-	6,820	7,490	7,500	7,500	7500,
Strengthen capacity of relevant stakeholders (agencies) to integrate population issues into development planning.	Number of stakeholders trained by 30th September, yearly.	-	40	15	-	20	20	20	20
Build capacity to effectively coordinate, monitor and evaluate population programmes	Number of NPC staff and other stakeholders trained by October yearly	-	15	60	4	60	50	50	50



Main Outputs	Output Indicator	Past Years				Projections			
		2019		2020		Budget Year 2021	Indicative Year 2022	Indicative Year 2023	Indicative Year 2024
		Target	Actual	Target	Actual				
Integrate population and development issues including family planning into policy formulation, planning, programming, monitoring and evaluation.	Number of MDAs/MM DAs sensitized to integrate population and development including family planning into policies and programmes by	97.6	50	98.4	40	40	60	60	60
Ensure availability and accessibility of reproductive health/FP services to all who need such services including adolescence/youth	Number of advocacy seminars undertaken to promote accessibility and availability of FP services by December yearly.	2	5	22	9	30	40	45	45
Systematize the collection, compilation, analysis and dissemination of relevant and timely demographic data for planning, policy making, programming, monitoring and evaluation.	Number of relevant data printed and disseminated By December yearly	-	5	1000	2	1000	1000	1000	1000



Main Outputs	Output Indicator	Past Years				Projections			
		2019		2020		Budget Year 2021	Indicative Year 2022	Indicative Year 2023	Indicative Year 2024
		Target	Actual	Target	Actual				
Establish inter-censal estimates and projections for population and related indicators	Number of documents with population estimates and projection By	-	2	20	-	20	20	30	30

4. Budget Sub-Programme Operations and Projects

The table lists the main Operations and Projects to be undertaken by the sub-programme.

Operations	Projects
Scholarship and Bursary	Acquisition of Immovable and Movable Assets
Award Government of Ghana's Scholarships to qualified Ghanaian Students in local tertiary Institutions	Procurement of 3 No. 4 by 4 Cross Country Vehicle
Pay Bursary, Thesis and Long Stay Allowance for Postgraduate and Medical Students in the Public Universities	Procurement of 1 No. SUV Vehicle
Award Bilateral Agreements scholarships and non-bilateral Scholarships for tertiary training in Foreign Countries	Purchase of Office Equipment
Award Scholarships for Year Abroad Language Proficiency Course for Language students in Public Universities and Ghana Institute of Languages	Procurement of 1No. Photocopier
Monitor scholarships in selected local tertiary institutions and foreign countries of scholarships beneficiaries annually	
London Office	
Monitor Government Of Ghana Scholarships in UK	
Scholarships operations	Maintenance, Rehabilitation, Refurbishment and Upgrade of existing Assets
Award Government of Ghana's Scholarships to qualified Ghanaian Students at Second Cycle Institutions annually	Construction of Three Storey Office Complex (Work-in-Progress)
Pay Bursary, Thesis and Long Stay Allowance for	Acquisition of Immovable and Movable Assets



Operations	Projects
Postgraduate Students in Local Public Universities	
Award Bilateral Agreements Scholarships for tertiary training in Donor Countries	Procurement of 1No. Salon Car
Award Scholarships for Year Abroad Language Proficiency Course for Language students in Public Universities and Ghana Institute of Languages	Procurement of 1No. 4X4 Vehicle
Awards Scholarships for Postgraduate Training Abroad	
Train staff 8 No. of staff annually	
Monitor Government of Ghana Scholarship Beneficiaries in the UK	
Monitor scholarships in selected second cycle and tertiary institutions annually	
Undertake Monitoring Activities every quarter.	
National Population Council	
Strengthen capacity of relevant stakeholders to integrate population issues into development planning.	
Build capacity to effectively coordinate, monitor and evaluate population programmes.	
Integrate family planning into policy formulation, planning, programming, monitoring and evaluation.	
Ensure availability and accessibility of reproductive health/FP services to all who need such services including adolescence/youth	
Adopt, promote and implement national migration policy.	
Mainstream migration into national development frameworks.	
Establish a regulatory body for effective migration management.	
Formulate and implement programmes to harness the benefits of migration for socio-economic development and mitigate its negative impact.	
PSRS	
Hold 4 assessment workshops for six (6) public sector institutions by Dec 2021	Procurement of one (1) mini bus, one (1) cross country vehicle and one (1) saloon car September, 2021
Hold four (4) quarterly review meetings with six (6) MDAs by Dec 2021	Procurement of one (1) giant photo copier and one (1) smaller photo copier by August, 2021
Organise five (5) stakeholder consultations by June 2021	Procurement of two (2) shredders by June, 2021
Procure consultancy services by April 2021	Procure office equipment and stationery



Operations
Hold biennial monitoring/ review workshops by Dec 2021
Attend four (4) international conferences by Dec 2021
Train six (6) staff locally/ internationally

Projects
Renovate office building





2.8. Budget by Chart of Account

8 - Sub-Programme and Natural Account

Entity: 001 - Office of Government Machinery

Funding: All Source of Funding

Year: 2021 | Currency: GH Cedi

V_2021_Full_year

	2021	2022	2023	2024
00102001 - Human Resource Management	202,885,143	553,658,756	553,658,756	553,658,756
21 - Compensation of employees [GFS]	2,001,219	2,001,219	2,001,219	2,001,219
22 - Use of goods and services	883,924	883,924	883,924	883,924
28 - Other expense	200,000,000	550,773,613	550,773,613	550,773,613

BUDGET SUB-PROGRAMME SUMMARY

PROGRAMME 2: INSTITUTIONAL DEVELOPMENT

SUB-PROGRAMME 2.2: Institutional Strengthening

1. Budget Sub-Programme Objectives

- Rationalize and define structures, roles and procedures for state institutions
- Implement career development programmes and succession plan for all classes in the public service
- Ensure effective implementation of the decentralisation policy and programmes
- Improve the responsiveness of the public service in service delivery
- Improve transparency and public access to public information
- Initiate measures to assess the performance of public sector institutions
- Implement subvented agency reform agenda
- Enhance capacity of fair wages and Salaries Commission to deliver on mandate
- Ensure smooth and transparent transfer of assets and properties of state from outgoing administration to incoming administration.
- Safeguard states Assets and Properties.
- Improve transparency in the management of state assets and properties. Enhance public education on the use and maintenance of state assets.
- Strengthen public sector assets management.
- Promote transparency and accountability in the management of state assets.
- Enhance capacity of MDAs/MMDAs in the production and up grading of assets database.
- Promote efficient and effective system of asset disposal/anti-corruption system.
- Improve existing records/database for policy formulation on assets management acquisition and disposal.
- Establish a compelling image for Ghana by creating, coordinating and harmonizing a persuasive Brand Ghana positioning.
- To Facilitate and coordinate the implementation of institutional change in public sector with the view to achieving significant improvement in service delivery and submit feedback to government
- To promote and improved, timely transparent performance (service delivery) in the service as a measure towards meeting the development objective of government.
- To provide feed-back to the presidency on policy initiative reform interventions that will improve performance and facilitate public and private sector – led growth, poverty reduction leading to attainment of the Millennium Development Goals (MDGs).



2. Budget Sub-Programme Description

The Administrator-General's Office (AGO) is mandated to ensure smooth and transparent transfer of power, assets and properties of state between incoming and outgoing political administrations to promote a peaceful and respectful transition at the highest level of Government. OAG is one office with staff strength of seven (11). In order achieve the above, OAG seeks to:

- Receive and present copies of the Handing Over notes of existing government to the President –Elect, Chief Justice, Speaker of Parliament, Council of State and PRAAD.
- Provide the necessary support services to the president elect until sworn into office.
- Prepare a presidential Transition calendar to guide the completion of the various activities relating change over.
- Provide support to the transitional team to facilitate a transparent management of information and smooth transfer of state assets and property.
- Prepare and submit budget to the President for the purpose of transfer of the reins of Government and management of the office.
- Provide a system for ensuring efficient estate management of state assets and property.
- Prepare and update a National Register covering all the Public Lands and any other lands vested in the President by the Constitution or any other law and of all other official assets.
- Manage the Presidential Estate Unit.
- Procure assets or property of Government which are assets and property not vested in the Lands Commission.
- Conduct a stock-taking exercise of official assets in the official residence or private residence of the president, Vice-President, Ministers and all other persons supplied with official assets in presence of the Head of the Household.

Nations Builders Corp (NABCO) exist to facilitate, coordinate, supervise and monitor the implementation of the modules through a coordinated implementation partners (MIP) to support and enhance the capacity of graduate unemployment to gain a permanent through an effective training module.

The priority and focus are the initiative through Central Management Agencies, Civil Service/Public Service and Private Sectors in solving public service delivery in Health, Education, Agriculture, Technology, Governance, Drive Revenue Mobilization and collections, Digital Property Registration.

Assist in:

- Improving the capacity of human resource in the public service and private sector
- Consolidating, strengthening and clarifying respective roles of Public Sector Institutions as the main instrument upon which Government policy programmes are implemented.



3. Budget Sub-Programme Results Statement

The table indicates the main outputs, its indicators and projections by which the Office measures the performance of this sub-programme. The past data indicates actual performance whilst the projections are the Office's estimate of future performance.

Main Outputs	Output Indicator	Past Years				Projections			
		2019		2020		Budget Year 2021	Indicative Year 2022	Indicative Year 2023	Indicative Year 2024
		Target	Actual	Target	Actual				
Train MDAs, RCCs & MMDAs to develop hand-over notes through a series of workshops.	Number of representatives of MDAs, RCCs and MMDAs trained	-	-	-	-	66	66	66	66
Assist MDAs, RCCs and MMDAs to create assets database for collation into the National register.	Number of MDAs, RCCs and MMDAs assisted	45	16	45	38	55	55	55	55
Train and improve the capacity of Asset Managers of MDAs, RCCs and MMDAs.	Number of MDAs, RCCs and MMDAs improved	-	-	45	16	319	66	66	66
Monitored data captured and Verified of physical Assets and Properties of the State	Number of MDAs, RCCs, and MMDAs assets registers captured and verified MMMRCCS, MMDAs & Independent Constitutional Bodies	26	26	290	48	319	-	-	-
Organize workshops for MDAs, RCCs and MMDAs in the management of their Assets register/database for the collation of a National Assets Register	Number of representatives of MDAs, RCCs and MMDAs trained	20	18	20	0	20	20	20	20



Main Outputs	Output Indicator	Past Years				Projections			
		2019		2020		Budget Year 2021	Indicative Year 2022	Indicative Year 2023	Indicative Year 2024
		Target	Actual	Target	Actual				
Representatives of MDAs, RCCs and MMDAs sensitized on the preparation of handing-over notes	All MDAs, RCCs and MMDAs sensitized	-	-	-	-	290	-	-	-
Flagship programme of a training scheme designed for graduate unemployment	Documentation of recruitment of trainees	7	7	7	7	8	9	10	10
Number of Registered trainees	Documentation of recruitment of trainees, 100000	7	7	7	7	8	9	10	10
Payment of stipends to various modules of trainees	Documentation of stipends paid to trainees for all months	7	7	7	7	8	9	10	10
Set up of 16 regional Desk manned by NABCO officers	16 Regional offices set up	-	-	-	-	16	-	-	-

4. Budget Sub-Programme Operations and Projects

The table lists the main Operations and Projects to be undertaken by the sub-programme.

Operations
OAG
Organize workshops to help improve the capacity of Assets managers
Develop and promulgate a draft comprehensive State vehicle fleet Management Policy.
Build Staff Capacity
Monitoring and Evaluation of Assets Registers

Projects
OAG
Procurement of seven (7) Toyota Pickups
Procurement of Servers and Software, (3) Air conditioners, (3) Printers, (2) Projectors (4) Laptops (6) Desktop Computers and Data Centre Setup/Refurbishment
Procurement of Office Equipment and Stationeries





2.8. Budget by Chart of Account

8 - Sub-Programme and Natural Account

Entity: 001 - Office of Government Machinery

Funding: All Source of Funding

Year: 2021 | Currency: GH Cedi

V_2021_Full_year

	2021	2022	2023	2024
00102002 - Institutional Strengthening	722,170,476	722,170,476	722,170,476	722,170,476
21 - Compensation of employees [GFS]	677,063,634	677,063,634	677,063,634	677,063,634
22 - Use of goods and services	45,086,841	45,086,841	45,086,841	45,086,841
27 - Social benefits [GFS]	20,000	20,000	20,000	20,000

BUDGET SUB-PROGRAMME SUMMARY

PROGRAMME 2: INSTITUTIONAL DEVELOPMENT

SUB-PROGRAMME 2.3: Monitoring and Evaluation of Government Business

1. Budget Sub-Programme Objectives

- Institutionalize real time monitoring, evaluation and reporting of the delivery and impact of government policies, programmes and projects.
- Strengthen M&E capacities of MDAs to implement government high priority programmes.
- Promote strategies for innovative and improved service delivery.

2. Budget Sub-Programme Description

This programme provides the necessary platform for effective implementation of the core mandate of the M&E Ministry. Through this programme the Ministry will collaborate with NDPC and the sector ministries to institutionalize M&E and results-based reporting across the public sector.

The programme will be delivered through implementation of nationwide M&E and results-based systems. It is focused on ensuring real time evidence generation and reporting to Cabinet and other stakeholders through collection, collation, and analysis of programme performance data and field research.

As a Ministry with overarching M&E oversight responsibilities, concerted effort will be made to develop structured and targeted relationships with NDPC and sector ministries to achieve its mandate.



3. Budget Sub-Programme Results Statement

The table below, shows the main outputs, indicators and projections by which the Ministry will measure its performance. The past data indicates actual performance whilst the projections are the Ministry's estimate of future performance.

Output	Output Indicators	Past year			Projection			
		2019	2020		Budget Year 2021	Indicative Year 2022	Indicative Year 2023	Indicative Year 2024
			Target	Actual				
Government Results Framework 2017-2020 updated	Government Results Framework updated	April 2019	April 2020	August 2020	-	-	-	-
Government Results Framework 2021-2024 developed and updated	Government Results Framework 2021-2024 developed	-	-	-	May 2021	April 2022	April 2023	April 2024
M&E Consultative meeting with MDAs organised	Number of consultative meetings organised	42	45	23	66	66	66	66
M&E performance reports disseminated	Number M&E performance reports disseminated	5	5	5	5	5	5	5
National M&E Policy developed	National M&E policy document	Final Draft	-	-	Launch and disseminate National M&E Policy	-	-	-
Physical monitoring of high priority programmes conducted	Number of physical monitoring conducted	2	5	1	4	4	4	4
Rapid Evaluation of selected government	Number of rapid evaluation	2	4	2	4	4	4	4



Output	Output Indicators	Past year			Projection			
		2019	2020		Budget Year 2021	Indicative Year 2022	Indicative Year 2023	Indicative Year 2024
			Target	Actual				
priority programmes conducted	reports developed							
Quarterly budget implementation monitoring of Government flagship programmes and statutory funds produced	Number of quarterly budget implementation reports produced	3	4	1	-	-	-	-
Results fair held	Number of results fairs held	-	16	4	1	2	4	4
Citizen's Assessment Survey (Listening to Ghana) conducted	Number of Listening to Ghana survey conducted	0	1	Evaluation report before Entity Tender Committee	1	1	1	1
Ghana Performance Portal designed	Performance Portal	-	1	Evaluation report before Entity Tender Committee	1	-	-	-



4. Budget Sub-Programme Operations and Projects

The table lists the main Operations and Projects to be undertaken by the sub-programme.

Operations	Projects
Management and Monitoring of Policies, Programmes and Projects <ul style="list-style-type: none"> • Oversee and coordinate real time monitoring and reporting on implementation and achievements of government priority programmes 	Strengthen the conduct and use of M&E to inform government policies and programmes
Design and launch new and innovative M&E programmes across the country	
Develop national M&E policies and strategies to improve M&E regulatory environment	
Evaluation and Impact Assessment Activities <ul style="list-style-type: none"> • Conduct in-depth mixed methods evaluations of key government programmes 	Strengthen development evaluation and accountability for results.
Publication and dissemination of Policies and Programmes <ul style="list-style-type: none"> • Disseminate real time evaluation reports to the President, Cabinet and EMT to unblock obstacles to implementation of programmes and improve effective results delivery. • Disseminate M&E real time reports and publications in a comprehensive M&E Communications Strategy implementation 	Strengthen development evaluation and accountability for results.
Promoting citizens Participation in governance <ul style="list-style-type: none"> • Introduce citizens based and community engagement programmes to strengthen community-based monitoring and evaluation and educate the public on the government's M&E agenda • Ghana Performance Portal • Results Fair • Listening to Ghana 	
Manpower Skills Development <ul style="list-style-type: none"> ❖ Support sector Ministries to strengthen M&E systems, reporting and capacity building 	
Enhance M&E capacity of MDAs	



BUDGET PROGRAMME SUMMARY

PROGRAMME 3: INVESTMENT PROMOTION AND MANAGEMENT

1. Budget Programme Objectives

- To implement and execute government policies in respect of divestiture programmes
- To promote efficient, effective and profitable operations of the SOEs
- To enhance the competitiveness of high-value cash crops and increase production of food crops in local and international markets
- To become an apex institution in the microfinance sector and bridge existing credit gap between the needy, small and micro enterprise operators
- To encourage and promote investment in the Ghanaian economy by monitoring all investments activities under ACT 478
- To promote the identification, development and implementation of self-sustaining biofuels and renewable energy projects in Africa

2. Budget Programme Description

The Millennium Development Authority's (MiDA) mandate is to implement the Millennium Challenge Account (MCA) Ghana Power Compact, which has the object of creating a financially viable power sector to meet the current and future needs of households and businesses, and to help fight poverty across the country. It aims at reducing poverty through private-sector led economic growth in Ghana. This will be achieved through: (a) Increase in private sector investment and the productivity and profitability of micro, small, medium and large-scale businesses; (b) Increase in employment opportunities for men and women; and (c) Raise earning potential from self-employment and improved social outcomes for men and women.

The Microfinance and Small Loan Scheme Centre (MASLOC) exists to bridge the credit gap upon the recognition that a very large segment of the population, especially rural communities, lacked access to microfinance services and to assist them in their various commercial activities. The Centre provides loans to the public in the form of direct disbursement to individuals, businesses (small loans), groups and microfinance institutions (on-lending). It also provides funding of bankable agricultural programmes such as Poultry projects, outboard motors, Tractors, etc.; and the importation and sale of motor-vehicles and Motorized Tricycles to the public on credit, especially in the three Northern Regions. MASLOC expands the capital base of the private sector through enhancing women's access to economic resources in order to mitigate the impact of rising food and oil prices and climate changes on poor and vulnerable households.



The Ghana Investment Promotion Centre (GIPC) is -mandated to attract and promote foreign direct investment into Ghana as well as promote domestic investments that will transform Ghana into an export-led economy.

STATE INTERESTS AND GOVERNANCE AUTHORITY

The passage of the State Interest and Governance Authority Act (Act 990) repealed the State Enterprises Commission Act, 1987 (PNDCL 170) and the Divestiture of State Interests (DIC) (Implementation) Act, 1993 (PNDCL 326). The bill was passed by Parliament and assented to by the President on 7th June 2019. The State Interests and Governance Authority Act 2019 (Act 990) has brought a new scope and direction to the operations of newly constituted SIGA. The expanded scope and functions of SIGA requires its operations to now cover all SOEs, JVCs and other State Entities (Regulators and Subvented Agencies etc.)

Despite the repealed the transitional provisions of section 37 (1) a & b of ACT 990 indicates that SIGA assumes the controls of assets, rights and liability of both SEC and DIC.

The 2020 programmed based budget will focus on delivering on the objectives of SIGA by delivering on its core programmes. The passage and launching of the SIGA Act 2019, (Act 990) is therefore a welcome addition, as it is anticipated to address most of the challenges that confronted SEC and DIC in the management of government assets.

The State Interests and Governance Authority (SIGA) is mandated to;

- Administer oversight through real time monitoring, field visits and compliance with guidelines (on efficiency and effectiveness) in operations to reduce the Mismanagement of resources.
- Assist the Minister for Finance to determine borrowing levels to address the Increasing Expenditures and mounting Debts of Specified Entities.
- To harmonize and co-ordinate through the effective engagement of Appointing Authority and Sector Ministers to protect Specified Entities from Political Interference.



2.7. Budget by Chart of Account

7- MDA Sub-Programme and Natural Account Summary

Entity: 001 - Office of Government Machinery

Funding: All Source of Funding

Year: 2021 | **Currency:** GH Cedi

V_2021_Full_year

	2021	2022	2023	2024
00105 - Investment Promotion Management	208,640,484	208,640,484	208,640,484	208,640,484
00105002 - Pro - Poor Interventions	163,004,466	163,004,466	163,004,466	163,004,466
21 - Compensation of employees [GFS]	11,465,616	11,465,616	11,465,616	11,465,616
22 - Use of goods and services	151,538,850	151,538,850	151,538,850	151,538,850
00105003 - Investment Promotion	45,636,018	45,636,018	45,636,018	45,636,018
21 - Compensation of employees [GFS]	17,004,447	17,004,447	17,004,447	17,004,447
22 - Use of goods and services	28,290,869	28,290,869	28,290,869	28,290,869
31 - Non financial assets	340,702	340,702	340,702	340,702

BUDGET SUB-PROGRAMME SUMMARY

PROGRAMME 3: INVESTMENT PROMOTION AND MANAGEMENT

SUB-PROGRAMME 3 .1: State-Owned Enterprise Rationalisation

1. Budget Sub-Programme Objectives

- Promote within the framework of Government policy, the efficient or where applicable profitable operations of specified entities;
- Ensure that specified entities adhere to good corporate governance practices;
- Acquire, receive, hold and administer or dispose of shares of the State in the State-Owned enterprises and Joint Venture Companies;
- Oversee and administer the interests of the State in specified entities; and
- Ensure that
 - State-Owned enterprises and Joint Venture companies introduce effective measures that promote the socio-economic growth of the country including, in particular, agriculture, industry and services in accordance with their core mandates; and
 - Other State entities introduce measures for efficient regulation and higher standard of excellence.

2. Budget Sub-Programme Description

The State Interests & Governance Authority (SIGA) in consultation with the respective sector Ministries evaluate the mandates of State-Owned enterprises and other State entities and make recommendations to the relevant sector Minister and evaluate the strategic plans, and organizational structures of State-Owned enterprises and other State entities and make recommendations to the relevant sector Minister.

Also, ensure adherence to the terms and conditions of the annual performance contracts signed by the Authority with the State-Owned Enterprises and other specified entities.

Its monitor and evaluate the performance of joint venture companies and develop a code of Corporate Governance to guide and promote sound corporate governance practices of specified companies as well as performing the other functions;

- Develop a Code of Corporate Governance to guide and promote sound corporate governance practices of specified entities;
- Prepare and submit, to the Minister, an annual assessment report on the governance practices of specified entities;



Assist the Minister responsible for Finance to assess borrowing levels of State-owned enterprises and other State entities in accordance with the Public Financial Management Act, 2016 (Act 921):

- Assist the Minister responsible for Finance to make a determination where a request for a government guarantee, financing of capital expenditure or investment plan is submitted by a specified entity;
- Ensure that dividends due the State are paid by specified entities
- Advise the sector Minister on policy matters for effective corporate governance of specified entities;
- Advise Government on the appointment and removal of Chief Executive Officers or members of the boards or other governing bodies of specified entities and
- co-ordinate the sale or acquisition of the State Interests in specified entities and advise the Minister accordingly;
- Assist the Minister responsible for Finance to oversee the sale or acquisition of State's interests in specified entities and
- Perform any other function ancillary to the objects of the Authority.



3. Budget Sub-Programme Results Statement

The table indicates the main outputs, its indicators and projections by which the Office measures the performance of this sub-programme. The past data indicates actual performance whilst the projections are the office’s estimate of future performance.

STATE INTERESTS AND GOVERNANCE AUTHORITY (SIGA) PROJECTIONS

Main Output	Output Indicator	Projections				
		Past Year 2020	Budget Year 2021	Indicative Year 2022	Indicative Year 2023	Indicative Year 2024
Organise Pre-negotiation meeting	Pre-negotiation meeting organised	1	1	1	1	1
Performance Contract Negotiations and Signing with Specified Entities	Number of SOEs performance contract negotiated and signed.	144	144	144	144	144
Quarterly Progress Reports of Specified Entities	Number of SOEs quarterly reports reviewed	621	621	621	621	621
Monitoring Visits	Number of Monitoring visits made to SOEs.	144	144	144	144	144
Annual Performance Evaluation of SOEs and other specified entities	Number of evaluation reports written and circulated to relevant stakeholders	47	144	144	144	144
Organize 2018/2019 State Ownership Forum and Preparation of 2019 State Ownership Report	Prepared reports	2	2	2	2	2
To publish 2018 annual Performance League Table of SOEs and other specified entities	Published 2018 annual Performance League Table of SOEs and other specified entities	1	1	1	1	1



Main Output	Output Indicator	Projections				
		Past Year 2020	Budget Year 2021	Indicative Year 2022	Indicative Year 2023	Indicative Year 2024
Debt Recovery of GHC 143 million	Percentage debt recovered	25%	25%	25%	25%	25%
Ejection of Squatters on 110 properties	Percentage of squatters ejected	60%	40%	0	0	0
Sale of Five Listed Companies	Number of Companies sold	5	0	0	0	0
Nationwide Assets verification	Number of Nationwide Assets verified	441	441	441	441	441
Computerization of Archives & Records	Computerization of Archives & Records in 2020		N/P	N/P	N/P	N/P
Repossession of Divested Assets	Number of divested Assets Repossessed	7	2	0	0	0
Corporate Governance Workshops for untrained Boards	Number of Corporate Governance Workshops organised	144	144	144	144	144
Board Secretaries' Capacity Building Workshops	Number of Board Secretaries' Capacity Building Workshops organised	185	185	185	185	185
Call for Entities Risk Assessment & Management Plans	Number of Entities Risk Assessment & Management Plans received	144	144	144	144	144
Develop SIGA Compliance & Sanctions Manual	Number of SIGA Compliance & Sanctions Manual developed	144	144	144	144	144



Main Output	Output Indicator	Projections				
		Past Year 2020	Budget Year 2021	Indicative Year 2022	Indicative Year 2023	Indicative Year 2024
Build a database/Register of laws, regulations, Policies, Investor/Stakeholder & Customer expectations	Number of database/Register of laws, regulations, Policies, Investor/Stakeholder & Customer expectations built	144	144	144	144	144
Strengthening capacity of SOEs/SAs to pay dividend	Number of SOEs/SAs who had paid dividend	12	12	12	12	12
ERM Training for Entities staff	Trained Entity staff	144	144	144	144	144
Develop SIGA Compliance & Sanctions Manual	Number of SIGA Compliance & Sanctions Manual developed	1	N/P	N/P	N/P	N/P
Compliance Audit Visits	Number of compliance Audit Visits conducted	288	288	288	288	288
Board Evaluation Workshops for Boards	Number of Board Evaluation Workshops conducted for Boards	144	144	144	144	144



4. Budget Sub-Programme Operations and Projects

The table lists the main Operations and Projects to be undertaken by the sub- programme

Operations - SIGA	Projects - SIGA
Organise Pre-negotiation meeting	Office Buildings/Renovation
Performance Contract Negotiations and Signing with Specified Entities	Vehicle
Quarterly Progress Reports of Specified Entities	Residential Building/Renovation and Redesigning
Monitoring Visits	Purchase of Plant & Equipment
2019 Annual Performance Evaluation of SOEs and other specified entities	Computer and Accessories
Organize 2020 Stakeholders' Meeting	Purchase of Furniture and Fittings
Debt Recovery of GHC 143 million	
Ejection of Squatters on 110 properties	
Sale of Listed Companies	
Nationwide Assets verification	
Computerization of Archives & Records	
Repossession of Divested Assets	
Corporate Governance Workshops for untrained Boards	
Board Secretaries' Capacity Building Workshops	
Call for Entities Risk Assessment & Management Plans	
Develop SIGA Compliance & Sanctions Manual	
Build a database/Register of laws, regulations, Policies, Investor/Stakeholder & Customer expectations	
Strengthening capacity of SOEs/SAs to pay dividend	
ERM Training for Entities staff	
Develop SIGA Compliance & Sanctions Manual	
Compliance Audit Visits	
Board Evaluation Workshops for Boards	



BUDGET SUB-PROGRAMME SUMMARY

PROGRAMME 3: INVESTMENT PROMOTION AND MANAGEMENT

SUB-PROGRAMME 3.2: Pro-Poor Interventions

1. Budget Sub-Programme Objectives

- Reduce production and distribution risk / bottlenecks in the agriculture /aquaculture industry.
- To provide adequate reliable and affordable energy to meet the national needs and for export.
- To become an apex institution in the microfinance sector.
- To bridge the existing credit gap by making financial services available to needy small and micro enterprise operators
- To reduce poverty in the rural and deprived communities
- To provide economic and social infrastructure to facilitate increased economic activity and create jobs.
- To promote resilient urban infrastructure development and maintain basic service provision.

2. Budget Sub-Programme Description

The cost centres responsible for delivering this sub-programme are Millennium Development Authority, and Microfinance and Small Loans Centre.

The Mandate of MiDA is to contribute to the reduction of poverty by creating a financially viable power sector to meet the current and future needs of households and businesses, and to help fight poverty across the country. It aims at reducing poverty through private-sector led economic growth in Ghana. through (a) Increase in private sector investment and the productivity and profitability of micro, small, medium and large scale businesses; (b) Increase in employment opportunities for men and women; and (c) Raise earning potential from self-employment and improved social outcomes for men and women.

This will be achieved through six (6) Projects as follows:

- The ECG Financial and Operational Turnaround Project Objective is to improve the quality and reliability of electricity through reduced outages and cost-effective service delivery by ECG.



- The NEDCo Financial and Operational Turnaround Project Objective is to enhance NEDCo's contribution to Northern Ghana by improving its ability to recover costs and provide service to customers in an efficient and effective manner.
- The Regulatory Strengthening and Capacity Building Project Objectives are to ensure the sustainability of all power sector investments, promote greater transparency and accountability for results in the sector, and enhance evidence-based decision making among sector institutions.
- The Access Project Objective is to improve access to reliable electricity among MSMEs in markets and economic enclaves in urban and peri-urban areas targeted by the commercial and technical loss reduction investments of the ECG and NEDCo Financial and Operational Turnaround Projects.
- The Power Generation Sector Improvement Project Objective is to promote timely investments in additional installed generation capacity, through the creation of an improved enabling environment for private sector investment in generation and thereby reduce disruptions in electricity service emanating from generation shortfalls.
- The Energy Efficiency and Demand Side Management Project Objective is to reduce energy waste by consumers, thereby increasing the reserve margin between electricity supply and peak demand so as to make electricity available to more consumers at a lower cost than that of developing new generation capacity.

The programme will be funded by Development Partners (Millennium Development Corporation) and the Government of Ghana (GoG) and driven by three (3) main organizational units, namely Corporate Administration, Finance & Administration and Projects and supported by other crosscutting units like Gender and Social Inclusion, Monitoring and Evaluation and Environment and Social Performance, with a staff strength of 65. The critical issues identified include cooperation from Implementing Entities (“IEs”) and their adherence to agreed covenants and the timely release of GoG Counterpart Funds.

Microfinance and Small Loans Centre (MASLOC) under this sub-programme provides loans to the public in the form of direct disbursement to individuals businesses (small loans), groups and microfinance institutions (on-lending). It seeks to provide funding to bankable agricultural programmes such as Poultry projects, fishing nets, outboard motors, aquaculture and the importation and sale of vehicles on hire purchase as well as Tricycles to the public on credit, especially in the three Northern Regions. The sub programme will in addition train beneficiaries to build their capacity. To do this the Centre will create district offices to bring its products and services closer to the doorsteps of its beneficiaries.



It also provides private sector access to capital especially by enhancing women's access to economic resources in order to mitigate the impact of rising food and oil prices and climate changes on poor and vulnerable households.

The sub-programme helps to enhance access to social protection to the poor and vulnerable in order to create a more diversified financial sector and improve access to financial service to increase equitable access to and participation in quality education at all levels.

The Microfinance and Small Loans Centre (MASLOC) delivers this sub programme with staff strength of Two Hundred and Five (255). The CENTRE aims to move away from the group loans and grow the beneficiaries to individual loan clients.

Infrastructure for Development

Infrastructure for Development is one innovative intervention of Government which aims at allocating to each of the 275 constituencies the cedis equivalent of US\$1 million annually to be invested in priority development infrastructure needs of the constituencies and other initiatives, including small dams under the One Village, One Dam initiative; agricultural infrastructure; "Water for All" projects; sanitation projects; healthcare delivery infrastructure and facilities; and educational infrastructure. This programme will therefore facilitate the implementation of the Infrastructure for Poverty Eradication Programme (IPEP) under this Ministry. The programme will be directly implemented by the Three (3) Development Authorities namely the Northern Development Authority, the Middle Belt Development Authority and the Coastal Development Authority. The Development Authorities will collaborate with District Assemblies, Office of the Members of Parliament, and other Ministries and Agencies in the execution of this programme. The programme will be implemented under three (3) main sub-programmes namely:

- i. Northern Infrastructure Development
- ii. Middle Belt Infrastructure Development
- iii. Coastal Infrastructure Development

The total staff strength of the programme is **206** and is funded from Government of Ghana (GOG) allocations. The following challenges faced during the year are listed below:

- Lack of full complement of staffing to man
- Untimely release of approved GoG budget
- Issues of land availability from the MMDAs for IPEP projects.
- Persistent changes of community projects by beneficiaries



- Water quality issues such as high fluoride and salinity levels in water in some communities in the all the three Development Authority

3. Budget Sub-Programme Results Statement

The table indicates the main outputs, its indicators and projections by which the Office measures the performance of this sub-programme. The past data indicates actual performance whilst the projections are the Office's estimate of future performance.

Main Output	Output Indicators	Past Years				Projections			
		2019		2020		Budget Year 2021	Indicative Year 2022	Indicative Year 2023	Indicative Year 2024
		Target	Value	Target	Value				
Disbursement of Loans	number of beneficiaries for Personal loans	3,795	160	6,072	460	6,679	10,019	16,030	32,059
	number of beneficiaries for Group loans	51,485	43,946	82,946	34,434	133,654	200,481	320,770	641,539
	number of beneficiaries for On-lending	25		40	0	0	50	50	60
Special Projects	number of vehicles hired out	1,630	120	964	362	500	400	400	600
	number of tricycles given out	1,630		3,060	182	2,000	2,000	3,000	3,000



	number of Outboard Motors sold				0	0	1140	1482	2,075
Monitoring activities of all beneficiaries	number of group beneficiaries monitored		2,150		61,198	7,590	11,385	14,801	20,721
	number of Small loans clients monitored		385		129	490	735	956	1,338
	number of special projects clients monitored				167	560	840	1092	1,529
Capacity building of staff and loan beneficiaries	number of staff and loan beneficiaries trained			50,500	0	36,800	47,650	55,000	60,000
Special Projects:	no. of hair dryers & sewing machines allocated					20,000.00	26,000	33,800	43,940
Youth in Training	number of beneficiaries trained			502	0	502	400	600	650



4. Budget Sub-Programme Operations and Projects

The table lists the main Operations and Projects to be undertaken by the sub- programme

MiDA Operations	MiDA Projects
Undertake Customer Census and Service Connection Normalization	Installation of Enterprise Resource Planning (ERP) and integration with existing systems
Undertake improvements in high voltage Distribution System (LV feed bifurcation)	Upgrade of Data Center and Upgrade of Communication Network
Update Distribution Design and Construction Standards	Strengthening of Loss Control Units (Provision of Tools and Equipment)
Sectionalizing Study/MV Automation & SCADA	Installation of Meters at Critical Distribution Network Nodes
Undertake Customer Census and Service Connection Normalization	Undertake the replacement of Legacy Meters
Provide technical assistance in developing and implementing of MIS systems	Undertake LV Bifurcation and Network Improvements
Support the Strengthening of the Performance Monitoring Unit of Ministry of Energy (MoEn)	Construction of Bulk Supply Points (BSPs) and Primary Substations
Provision & Training of EC & PURC Staff on Equipment and Processes	Installation of Outage Management System
Undertake Data Quality Audits & Training for staff of NDPC	Undertake improvements in high voltage Distribution System (LV feed bifurcation)
Perform Demonstration Audits ("Race to Retrofits") and Publicize Results	Construction of Primary Substations
Undertake Loss Characterization Study	Installation of Automated Reading Metres (AMR Metering)
Develop Standards & Labels (20 no. Energy Consuming Appliances and Equipment)	Undertake power connection to AgDevCo Irrigation
Undertake Customer Densification and Intensification – NEDCo	Undertake Infrastructure upgrades & Corrective actions for Markets & Economic Enclaves (M&EEs)
Provision of Technical assistance in developing and implementing of MIS systems - NEDCo	Procure and install improved Meters and carry out Field Metering
MASLOC Operations	Projects
Direct lending to individuals and groups	Creation of Districts Offices and Renovation of MASLOC offices
Collaboration with appropriate agencies in the implementation of the Ghana School Feeding Programme	Purchase of vehicles for operational activities (Head office and regions)
Importation and the sale of Vehicles & Tricycles to the public on credit, especially in the three northern regions.	Purchase of equipment and furniture
Nurturing and grooming of MASLOC CREDIT UNION (Our Customers)	Procure vehicles to undertake the programme activities.
Facilitate Staff development to enhance better performance by December 2021	Procure office equipment for administration of programme activities.
Organise seminars and workshops to enhance capacity building and promote good occupational attitude annually	Construction of office accommodation



MiDA Operations
Make Micro Credit (Group Loans) disbursement to 20,000 beneficiaries by December 2021
Make small loans (Individual and enterprises) disbursement to 13,500 Beneficiaries by December 2021
Make On-lending disbursements to 100 beneficiaries by December 2021
Undertake quarterly monitoring activities of microfinance and small loans activities in all the regions

MiDA Projects
Procurement of Tractors,





2.8. Budget by Chart of Account

8 - Sub-Programme and Natural Account

Entity: 001 - Office of Government Machinery

Funding: All Source of Funding

Year: 2021 | Currency: GH Cedi

V_2021_Full_year

	2021	2022	2023	2024
00105002 - Pro - Poor Interventions	163,004,466	163,004,466	163,004,466	163,004,466
21 - Compensation of employees [GFS]	11,465,616	11,465,616	11,465,616	11,465,616
22 - Use of goods and services	151,538,850	151,538,850	151,538,850	151,538,850

BUDGET SUB-PROGRAMME SUMMARY

PROGRAMME 3: INVESTMENT PROMOTION AND MANAGEMENT

SUB-PROGRAMME 3.3: Investment Promotion

1. Budget Sub-Programme Objectives

- The best place to visit in Africa
- The best place to do business in Africa
- Showcasing Ghana and its opportunities and attractiveness
- Establish a one-stop-shop for investments in priority sectors
- Climb to the top of “ease of doing business” the World Bank, 2019.

2. Budget Sub-Programme Description

The Ghana Investment Promotion Centre (GIPC) is mandated to attract foreign direct investments into the country as well as promote domestic investments that will transform Ghana into an industrial and export-led economy by adopting efficient promotional strategies. The GIPC strategic re-positioning is built on the following pillars:

IMAGE: Projecting the right image and reputation of Ghana as an investment destination.

EXPERIENCE: Ensuring that every investor and anyone else who influences decision has only positive experience where execution of commercial opportunities in Ghana are concerned.

Direct Investment into Tangible Results: Translating direct investments (both foreign and domestic) into jobs, infrastructure, high impact interventions, on critical economic indicators and key factors driving investment decisions.

- Sophistication of our financial services sector
- Access to Power and other utilities
- Land Access
- Skilled workforce availability
- Robust incentives that benefit investors and in the longer term, the country

Sound regulatory practices that are reputationally respected

The GIPC Act enjoins the GIPC to assist both domestic and foreign investors in

- The provision of information on investment opportunities in Ghana;
- The identification and promotion of value added activities and new potential areas for investments;



- Liaising with MDAs to create the enabling environment for investors by progressively identifying and removing obstacles and barriers to private investment initiatives;
- Facilitating the acquisition and transfer of technology;
- The provision of professional and technical advice; and
- The registration of investment projects

The GIPC has a total of Eighty (90) staff and it is funded by Government of Ghana (GoG) and Internally Generated Fund (IGF).

3. Budget Sub-Programme Results Statement

The table indicates the main outputs, its indicators and projections by which the Office measures the performance of this sub-programme. The past data indicates actual performance whilst the projections are the Office's estimate of future performance.

Main Output	Output Indicators	Past Years				Projections			
		2019		2020		Budget Year 2021	Indicative Year 2022	Indicative Year 2023	Indicative Year 2024
		Target	Actual	Target	Actual				
GHANA INVESTMENT PROMOTION CENTRE									
Foreign direct Investment projects registered	Number of foreign direct investments Project	144	168	220	51	300	350	400	450
	Total Estimated Value (US\$M)	3,785.60	3,540.09	6,572.4	134.52	7,229.66	8,543.79	9,185.90	10,104.49
	FDI Component (US\$M)	3,568.12	3,324.42	6,053.83	123.26	6,659.21	6,965.45	7,265.63	7,992.19
Joint venture projects between Ghanaians and Non-Ghanaians	Joint venture projects between Ghanaians and Non-Ghanaians	50	46	141	24	55	160	200	230
Estimated number of jobs expected to be created for Ghanaians	Expected employment to be created	9,644	17,924	20,035	7,821	22,039	24,645	26,110	28,069



4. Budget Sub-Programme Operations and Projects

The table lists the main Operations and Projects to be undertaken by the sub- programme

Operations	Projects
GIPC	GIPC
Registration of foreign and local direct investments and monitoring compliance with the investment laws	Procure 3 pick-up vehicles for regional offices by September 2021
After care services to established for foreign direct investment projects	Procure 30 laptop and 18 desktop computers to replace unserviceable equipment
Undertake investment missions to strategically targeted countries,	Procure 2 multi-function printers, 2 all-in-one printers and 1 colour laser printer
Organise in-country investor outreach programmes	Acquire and install access control system for offices
Ghana Club 100 Award Event	Fence GIPC land in the Western Region.
Enhance Collaboration with stakeholders.	Acquire 10mb internet connectivity at offices
Processing of Technology Transfer Agreements	Drafting & Review of the GIPC Act 865 (Act 2013)
Negotiation on Bilateral Investment Treaties	Drafting & Review of MoUs





2.8. Budget by Chart of Account

8 - Sub-Programme and Natural Account

Entity: 001 - Office of Government Machinery

Funding: All Source of Funding

Year: 2021 | Currency: GH Cedi

V_2021_Full_year

	2021	2022	2023	2024
00105003 - Investment Promotion	45,636,018	45,636,018	45,636,018	45,636,018
21 - Compensation of employees [GFS]	17,004,447	17,004,447	17,004,447	17,004,447
22 - Use of goods and services	28,290,869	28,290,869	28,290,869	28,290,869
31 - Non financial assets	340,702	340,702	340,702	340,702

BUDGET SUB-PROGRAMME SUMMARY

PROGRAMME 3: INVESTMENT PROMOTION AND MANAGEMENT

SUB-PROGRAMME 3.4: Inner City and Zongo Development

1. Budget Sub-Programme Objectives

- Formulate and promote policies to deal with special needs of Inner-City and Zongo communities;
- Facilitate with between State Actors (SAs) and Non-State Actors (NSAs) including development partners and civils society on Zongo and Inner-City transformation for enhanced cooperation for development;
- Upgrade existing slums and prevent the occurrence of new ones.
- Promote resilient urban infrastructure development, maintenance and provision of basic services
- Increase inclusive and equitable access to, and participation in education at all levels
- Create opportunities for accelerated job creation across all sectors.
- Enhance peace and security
- Strengthen M&E processes for equitable and balanced socio-economic development
- Harness Zongo tourism and culture for national development

2. Budget Sub-Programme Description

The Fund is mandated to mobilize resources to develop and transforms the social and economic conditions of Zongo communities to enhance sustainable and inclusionary development. This will be done through affirmative actions that progressively addresses social, economic and infrastructure deficits to promote the socio-economic development and transformation of the Zongo Communities of Ghana.

The Fund will achieve this by facilitating a broad-based social and economic development within the context of inclusive, resilient, safe human settlements and sustainable urban development in the Zongo communities.



3. Budget Sub-Programme Results Statement

The table below indicates the main outputs, its indicators and projections by which the Fund measures the performance of this sub-programme. The past data indicates actual performance whilst the projections are the Fund estimate of future performance.

Main Output	Output Indicator	Past years				Projections			
		2019		2020		Budget Year 2021	Indicative Year 2022	Indicative Year 2023	Indicative Year 2024
		Target	Actual	Target	Actual				
Zongo youth trained on entrepreneurship and business development	Number of Zongo youth trained in entrepreneurship	-	-	1200	12000	2500	3000	4000	5000
Poultry out growers trained on modern methods of poultry farming	Number of poultry out growers trained	-	-	200	0	1000	1500	2000	2000
Start-up support for poultry out growers provided	Number of poultry out growers supported with start-up capital	-	-	50	0	500	600	800	1000
Design and implement the Zongo Cash Crop Programme	Number of farmers engaged in Zongo Cash Crop Programme	-	-	-	-	2000	2400	3000	3000
Train and support 500 Zongo youth in Greenhouse farming	Number of Zongo youth trained in Greenhouse farming	-	-	-	-	500	600	1000	1200
Rehabilitate and reintegrate 30No. youth in drug abuse.	Number of Zongo youth with drug abuse problems provided with rehabilitation and reintegration support			30	0	30	50	60	70
Engagement with partners to secure Foreign Scholarship Grants brilliant but needy	Number of Foreign scholarships Grants secured for brilliant but needy tertiary students from	-	-	-	-	40	40	50	55



Main Output	Output Indicator	Past years				Projections			
		2019		2020		Budget Year 2021	Indicative Year 2022	Indicative Year 2023	Indicative Year 2024
		Target	Actual	Target	Actual				
students in Zongo communities	Zongo communities								
Conduct public education and training on waste sorting for 10No. communities.	Number of Zongo communities benefiting from waste sorting training	-	-	10	0	10	30	40	50
Establishment of 3No. waste sorting centres.	Number of waste sorting centres established	-	-	3	0	3	6	9	12

4. Budget Sub-Programme Operations and Projects

The table lists the main Operations and Projects to be undertaken by the Sub-program

Operations	Projects
	Provide 2500 Zongo youth with assorted vocational skills training programmes.
	Provide basic tools for 1000 Zongo youth trained in assorted vocational skills (look at the numbers)
	Provide 2500 Zongo youth with entrepreneurship and business development training
	Provide training for 1000 poultry out growers
	Provide startup support to 500 poultry out growers
	Provide support for animal husbandry to 5000 Zongo pastoral farmers
	Develop the Zongo Cash Crop Programme
	Train and support 500 Zongo youth in Greenhouse farming
	Enrol 600 people into adult /alternative education program



		Provide 200No. Bursary support for brilliant but needy students in Zongo communities.
		Maintain 3000 Arabic instructors
		Engagement with partners to secure Foreign Scholarship Grants brilliant but needy students in Zongo communities
		Provision of basis school textbooks for Mathematics. English, Science and Arabic for Islamic Education Unit Schools across the country
		Provision of logistics for national council secretariate of Islamic education unit
		Conduct public education and training on waste sorting for 10No. communities.



BUDGET PROGRAMME SUMMARY

PROGRAMME 4: SECURITY AND SAFETY MANAGEMENT

SUB-PROGRAMME: National Identification Management

1. Budget Sub-Programme Objective

- Ensure the implementation of an efficient National Identification System

2. Budget Sub-Programme Description

The National Identification Authority (NIA) was established by the National Identification Authority Act, 2006 (Act 707) and it is currently under the oversight responsibility of the Office of Government Machinery.

The NIA's Head Office carries out the operations of the sub-programme. However, the NIA has plans to establish offices according to its mandate in all the administrative regions and districts of the country.

The operations are to:

- Formulate programme policies, research, monitoring and evaluation
- Provide general administration and management services
- Provide technical training and development for various categories of staff engaged in Identification Management Services
- Register and issue Ghana Cards to all citizens, both at home and abroad and to all eligible resident non- citizens.
- Setup 10 regional and district offices to enhance the decentralization of NIA's service delivery

Public education and publicity campaign on registration and card distribution.



3. Budget Sub-Programme Operations and Projects

The table lists the main Operations and Projects to be undertaken by the sub- programme.

Operations	Projects
<p>Management and Administration</p> <ul style="list-style-type: none"> • Provide general administration and management services to the NIA • Undertake research and development activities to enhance identity management service delivery • Train and develop staff for efficient service delivery 	<p>Procure additional official vehicles for regional and district offices to be set up by the Authority</p> <p>Procure additional administrative, operational and technical services. logistics and assets for national (head office, departments and units), regional and district offices operations to be set up by the Authority</p>
<p>National Identification Activities:</p> <ul style="list-style-type: none"> • Organize National Mass and Continuous Registration and Ghana Card Issuance Activities • Organize Public Education and Community Sensitization Activities • Harmonize and integrate all public sector institutions’ identity data requirement into a single National Identification System • Conduct Identity Verification Services • Set-up Regional, Zonal/District Offices • Institute Business Development Service activities • Ensure full compliance of the NIS by the populace 	<p>Setting up a fully functional National Identity Management System and Database</p> <p>Implement an aggressive revenue generation system to support the NIS Project Objectives</p> <p>Setting Up of 16 Regional and 254 District Registration Offices at MMDA Levels</p> <p>Setting Up 20 premium service centers across the regional capitals nationwide</p>



BUDGET PROGRAMME SUMMARY

PROGRAMME 5: REGULATORY SERVICES

1. Budget Programme Objectives

- To promote internal audit practice in MDAs and MMDAs
- To increase public access to information on internal audit activities
- To position managements of -MDAs and MMDAs to actively support internal audit practice
- To improve internal audit practice in all MDAs/MMDAs through capacity building
- To create a congenial environment for high performance work in the Internal Audit Agency
- To improve good governance and accountability in MDAs and MMDAs

2. Budget Programme Description

The Internal Audit Agency Act, 2003 (Act 658) established the Internal Audit Agency as an apex oversight body with a mandate to co-ordinate, facilitate and provide quality assurance for internal audit activities within Ministries, Departments and Agencies and Metropolitan, Municipal and District Assemblies (MMDAs).

The operations are to:

- Supervise the quality of internal audit work in MDAs and MMDAs through field inspection, monitoring the establishment of ARICs, existence of approved internal audit charters and annual audit plans and the receipt and review of internal audit reports
- Promote public service accountability through review of government programmes, advocacy, organizing orientation for heads MDAs and MMDAs and the organization of annual internal audit forum.
- Promote the practice of risk management and good corporate governance within MDAs and MMDAs through capacity building and advocacy.
- Develop the capacity of staff of Internal Audit Units of MDAs and MMDAs
- Provide conducive working environment in IAA to ensure maximum productivity by training and provision of appropriate tools and support for staff.
- Increase access to information on internal audit activities through publication of the Internal Audit Journal and update of the IAA website.

The Agency, which is under the Office of Government Machinery, has been in existence since 2005 and currently has staff strength of Fifty-Three (53). It is mainly funded by the government, though some Donor Partners had offered financial assistance in specific areas in the past



3. Budget Programme Results Statement

The table indicates the main outputs, its indicators and projections by which the Office measures the performance of this programme. The past data indicates actual performance whilst the projections are the Office's estimate of future performance

Main Outputs	Output Indicator	Past Years				Projections			
		2019		2020		Budget Year 2021	Indicative Year 2022	Indicative Year 2023	Indicative Year 2024
		Targets	Actuals	Targets	Actuals				
Improve the quality of Internal Audit Reports received from IAUs of MDAs and MMDAs and give feedback	Number of Internal Audit Reports	1,988	1216	2,054	905	2,068	2,070	2,074	2,080
	Number of heads of IAUs	-	-	60	-	70	80	85	60
	Number of Quality Reviews conducted at the IAUs	-	-	60	-	70	80	85	60
Organize orientation for management of MDAs and MMDAs	Attendance at orientations	-	-	120	-	250	70	60	50
Increased access to information on Internal Audit activities	Number of participants at the Annual Conference	1,200	1,600	1,600	-	1,600	1,650	1650	1,650
	Number of staffs of IAUs trained in the usage of the IAA website	-	-	-	-	400	600	800	1,000
Follow up on reports received and conduct	Number of reports followed up	517	212	517	6	400	350	300	200



Main Outputs	Output Indicator	Past Years				Projections			
		2019		2020		Budget Year 2021	Indicative Year 2022	Indicative Year 2023	Indicative Year 2024
		Targets	Actuals	Targets	Actuals				
inspections at IAUs, evaluating the quality of the working papers supporting critical findings	Number of inspections conducted at IAUs	517	212	517	6	400	350	300	200
	Number of visits to IAUs not submitting reports	7	5	5	3	-	-	-	-
Train staff of IAUs	Number of staffs of IAUs trained in internal auditing	400	419	450		500	600	800	900
	Number of IAUs provided with On-Site Support visits	200	167	100	16	120	120	120	120
	Number of staffs of IAUs trained in IS Audit	240	50	300	38	300	300	300	300
Monitoring and Evaluation of Audit Committee Activities	Number of Audit Committees evaluated and reported on	-	-	519	460	521	521	521	521
	Number of Annual Audit Committee Reports received	-	-	519	63	521	521	521	521
Engagements with heads of IAUs of Covered Entities on improving PFM	Number of meetings with heads of IAUs of Covered Entities	517	139	517	437	517	517	517	517



Main Outputs	Output Indicator	Past Years				Projections			
		2019		2020		Budget Year 2021	Indicative Year 2022	Indicative Year 2023	Indicative Year 2024
		Targets	Actuals	Targets	Actuals				
Training and follow up on risk management activities of MDAs and MMDA	Number of MDAs and MMDAs visited	50	20	60	12	80	100	110	120
	Number of officers trained	250	681	600	112	650	700	800	900
Conduct Internal Audit of the Agency	Number of internal audit reports issued	4	4	4	2	4	4	4	4
Annual Report prepared	Annual report available	1	1	1	1	1	1	1	1

4. Budget Programme Operations and Projects

The table lists the main Operations and Projects to be undertaken by the programme.

Operations	Projects
Undertake field inspections and evaluation of Internal Audit practice in Covered Entities	Construct new Office Complex for the IAA/ PPA
Quality Assurance reviews of MDAs and MMDAs	Acquire ICT equipment
Follow up on Enterprise Risk Management activities in MDAs and MMDAs	Acquire office cabinets and furniture
Engage the management of Covered Entities on the Practice on effectiveness of covered entities	Acquire vehicles
Internal audit awareness creation and Annual Conference	
Update competencies of staff of IAUs	
Conduct training and on-site support for staff on Internal Audit Practice	
Build Capacity of staff of the Internal Audit Agency staff	
Review of Government Programmes	
Prepare IAA Annual Report	
Orientation and monitoring of the work of Audit Committees	
Build capacity for Audit Committee members	
Develop Practice Framework Documents in line with IAA standards	



2.7. Budget by Chart of Account

7- MDA Sub-Programme and Natural Account Summary

Entity: 001 - Office of Government Machinery

Funding: All Source of Funding

Year: 2021 | **Currency:** GH Cedi

V_2021_Full_year

	2021	2022	2023	2024
00106 - Regulatory Services	42,588,487	42,588,487	42,588,487	42,588,487
00106000 - Regulatory Services	42,588,487	42,588,487	42,588,487	42,588,487
21 - Compensation of employees [GFS]	22,291,878	22,291,878	22,291,878	22,291,878
22 - Use of goods and services	16,732,767	16,732,767	16,732,767	16,732,767
27 - Social benefits [GFS]	1,588,193	1,588,193	1,588,193	1,588,193
28 - Other expense	1,975,648	1,975,649	1,975,649	1,975,649

BUDGET PROGRAMME SUMMARY

PROGRAMME 6: HIV AND AIDS MANAGEMENT

1. Budget Programme Objectives

- Reduction of new HIV infections by 80% from an estimated 12,803 in 2015 to 2,560 in 2020
- Reduction in AIDS-related deaths by 80% from an estimated 12,646 in 2015 to 2,530 in 2020.
- Strengthening of health and community system.

2. Budget Programme Description

The Ghana AIDS Commission is a supra-ministerial and multi-sectoral body established under the Chairmanship of His Excellency the President of the Republic of Ghana by the Ghana AIDS Commission Act, 2002, Act 613, of Parliament. On 18th October, 2016, Act 613, 2002 was repealed with the passage of the Ghana AIDS Commission Act, 2016, Act 938. The Ghana AIDS Commissions mandate is to formulate policy on the AIDS epidemic and to direct and coordinate activities in response to HIV and AIDS.

As portrayed in the institutional motto, “Working actively and in partnership towards the elimination of HIV and AIDS”, the Commission collaborates and works closely with a wide-range of organizations including Ministries, Departments, Agencies (MDAs), MMDAs, non-governmental organizations (NGOs), community-based organizations (CBOs), private sector enterprises, faith-based organizations (FBOs), other civil society organizations and development partners in carrying out its mandate of management and coordination of HIV and AIDS activities in the country. It also mobilizes resources from the Government of Ghana, multilateral and bilateral partners and the private sector to support its implementing partners to undertake HIV and AIDS activities in the country.

The key Operations undertaking by the Commission include:

- Formulate policies and strategies on HIV and AIDS and determine programme priorities
- Provide high level advocacy for HIV and AIDS prevention and control
- Provide leadership in national planning, supervision and support of the HIV and AIDS programme
- Plan and coordinate activities in relation to the national HIV and AIDS response
- Foster linkages among stakeholders
- Community outreach (Peer Education, small group discussions, one-on-one and group discussions)

Community Mobilization for HIV testing and counseling(HTC)



- Condom promotion and distribution
- Information Education Communication (IEC) material distribution
- Capacity building of community actors
- Scale up Heart to Heart (H2H) Campaign to eliminate stigma and discrimination
- Behavior Change Communication, community mobilization, HIV Counseling and Testing, condom promotion and distribution, STI management towards reduction of new infections among the key drivers of the epidemic (Key and Vulnerable Population).
- Scale up coverage of PMTCT towards Elimination target by 2020
- HIV stigma reduction for optimizing HIV treatment as a prevention strategy
- Prioritize and intensify prevention interventions among key populations and vulnerable groups (youth, women and children MARPs, PLHIV etc.)
- Strengthen coordination and management of the national response
- Enhance policy and advocacy in support of implementation of the National Strategic Plan 2016 – 2020
- Strengthen coordination and implementation arrangements at regional and district levels
- Strengthen community systems by engaging civil society and Faith Based Organizations (FBOs)
- Intensify media advocacy
- Focus on strategic information and surveillance.
- Procure Point of Care Equipment (POC)
- Train Health staff in use of POC equipment

Ghana AIDS Commission currently has staff strength of Forty-Seven (47) officers made up of professionals and technocrats with the relevant skills and competencies.

The Government of Ghana and Donor Partners are the major sources of funding. Efforts are ongoing to engage the private sector participation.

Ultimately this programme is supposed to benefit the general population especially, Persons Living HIV&AIDS (PLHIV), Orphans and Vulnerable Children (OVC), Men who have sex with Men (MSM), Female Sex Workers (FSW), Persons Who Inject Drugs (PWIDs)



3. Budget Programme Results Statement

The table indicates the main outputs, its indicators and projections by which the Office measures the performance of this programme. The past data indicates actual performance whilst the projections are the Office's estimate of future performance.

Main Output	Output Indicators	Past Years				Projections			
		2019		2020		Budget Year 2021	Indicative Year 2022	Indicative Year 2023	Indicative Year 2024
		Target	Value	Target	Value				
HV Testing Services	Number of people who received HTS and know their status	2,635,050	1,271,347	2,694,910	1,702,543	2,755,550	2,816,920	No projections yet (NSP ends in 2020)	No projections yet (NSP ends in 2020)
PMTCT	Number of HIV Positive Pregnant Women Receiving ARVs	23,165	12,048	23,691	12,950	24,225	24,764	No projections yet (NSP ends in 2020)	No projections yet (NSP ends in 2020)
Condom Promotion and Distribution	Number of Condoms Distributed	67,158,095 (M=65,806,869 F=1,316,137)	25,270,616 (M=24,620,228 F=650,388)	68,915,100 (M=67,563,873 F=1,351,227)	11,015,902	70,982,604 (M=69,590,789 F=1,391,815)	73,112,083 (M=71,678,513 F=1,433,570)	No projections yet (NSP ends in 2020)	No projections yet (NSP ends in 2020)

4. Budget Programme Operations and Projects

The table lists the main Operations and Projects to be undertaken by the programme.

Operations	Projects
Co-ordination and Management of decentralized multi sectoral response to HIV and AIDS annually	Procure (3) 4x4 vehicles, Construct a new Office Building, Computer Accessories & Furniture & Fittings by December, 2021



2.7. Budget by Chart of Account

7- MDA Sub-Programme and Natural Account Summary

Entity: 001 - Office of Government Machinery

Funding: All Source of Funding

Year: 2021 | **Currency:** GH Cedi

V_2021_Full_year

	2021	2022	2023	2024
00107 - HIV and AIDS Management	14,500,098	14,500,098	14,500,098	14,500,098
00107000 - HIV and AIDS Management	14,500,098	14,500,098	14,500,098	14,500,098
21 - Compensation of employees [GFS]	554,697	554,697	554,697	554,697
22 - Use of goods and services	13,945,401	13,945,401	13,945,401	13,945,401



1.6. Appropriation Bill

Summary of Expenditure by Cost Center, Economic Item and Funding

Entity: 001 - Office of Government Machinery

Year: 2021 | Currency: GH Cedi

2021 Full Year Budget

	GoG				IGF				Funds / Others			Donors			Grand Total
	Compensation of employees	Goods and Services	Capex	Total	Compensation of employees	Goods and Services	Capex	Total	Statutory	ABFA	Others	Goods and Services	Capex	Total	
001 - Office of Government Machinery	823,880,668	975,128,542	472,088,693	2,271,097,903	15,672,306	27,775,962	340,702	43,788,970		226,257,680		39,290,031		39,290,031	2,580,434,583
00101 - Office of the President	82,970,658	310,881,117	35,252,948	429,104,723											429,104,723
0010101 - Headquarters	82,970,658	36,306,675		119,277,333											119,277,333
0010101001 - Gen. Admin	82,970,658	36,306,675		119,277,333											119,277,333
0010102 - Office of the Chief Of Staff (COS)		246,102,283	35,252,948	281,355,231											281,355,231
0010102001 - Chief of Staff office		246,102,283	35,252,948	281,355,231											281,355,231
0010103 - Vice-Presidents Secretariat		19,076,751		19,076,751											19,076,751
0010103001 - Vice-Presidents Office		19,076,751		19,076,751											19,076,751
0010104 - Cabinet Secretariat		8,580,137		8,580,137											8,580,137
0010104001 - Cabinet Secretariat office		8,580,137		8,580,137											8,580,137
0010106 - Press Secretariat		343,272		343,272											343,272
0010106001 - Press Secretariat Office		343,272		343,272											343,272
0010107 - Millennium Development Authority (MiDA)		257,454		257,454											257,454
0010107001 - MiDA Office		257,454		257,454											257,454
0010113 - Policy Coordination and Delivery Unit		214,545		214,545											214,545
0010113001 - Policy Coordination Unit		214,545		214,545											214,545
00105 - Commissions and Councils	11,869,602	1,642,503		13,512,105											13,512,105
0010501 - Council of State	10,026,204	841,015		10,867,219											10,867,219
0010501001 - Councils of State Office	10,026,204	841,015		10,867,219											10,867,219
0010502 - Office of the Chief of State Protocol	1,843,397	801,488		2,644,885											2,644,885
0010502001 - State Protocol Office	1,843,397	801,488		2,644,885											2,644,885
00117 - Ghana AIDS Commission	554,697	13,945,401		14,500,098											14,500,098
0011701 - Finance & Administration	554,697	13,945,401		14,500,098											14,500,098
0011701001 - Admin HQ	554,697	13,945,401		14,500,098											14,500,098
00118 - Scholarship Secretariat	2,001,219	200,883,924		202,885,143											202,885,143
0011801 - Gen. Administration	671,020	200,514,907		201,185,927						137,594,802					338,780,729
0011801001 - Admin HQ	671,020	200,514,907		201,185,927						137,594,802					338,780,729



1.6. Appropriation Bill

Summary of Expenditure by Cost Center, Economic Item and Funding

Entity: 001 - Office of Government Machinery
 Year: 2021 | Currency: GH Cedi
 2021 Full Year Budget

	GoG				IGF				Funds / Others			Donors			Grand Total
	Compensation of employees	Goods and Services	Capex	Total	Compensation of employees	Goods and Services	Capex	Total	Statutory	ABFA	Others	Goods and Services	Capex	Total	
0011802 - London Office	1,330,199	369,017		1,699,216						-137,594,802					-135,895,586
0011802001 - Administrative office	1,330,199	369,017		1,699,216						-137,594,802					-135,895,586
00119 - National Identification Authority (NIA)	2,745,777	200,000,000		202,745,777											202,745,777
0011901 - Gen. Admin	2,745,777	200,000,000		202,745,777											202,745,777
0011901001 - Admin HQ	2,745,777	200,000,000		202,745,777											202,745,777
00120 - Office of the Administrator	1,102,851	498,005		1,600,856											1,600,856
0012001 - General Administration	1,102,851	498,005		1,600,856											1,600,856
0012001001 - Admin HQ	1,102,851	498,005		1,600,856											1,600,856
00150 - National Population Council (NPC)	1,919,310	889,736		2,809,045											2,809,045
0015001 - Gen. Admin	1,919,310	889,736		2,809,045											2,809,045
0015001001 - Admin HQ	1,919,310	889,736		2,809,045											2,809,045
00151 - Ghana Investment Promotion Centre (GIPC)	1,332,141	514,907		1,847,048	15,672,306	27,775,962	340,702	43,788,970							45,636,018
0015101 - Gen. Admin	1,332,141	514,907		1,847,048	15,672,306	27,775,962	340,702	43,788,970							45,636,018
0015101001 - Admin HQ	1,332,141	514,907		1,847,048	15,672,306	27,775,962	340,702	43,788,970							45,636,018
00152 - Internal Audit Agency (IAA)	6,083,937	845,306		6,929,243											6,929,243
0015201 - Gen. Admin	6,083,937	845,306		6,929,243											6,929,243
0015201001 - Admin HQ	6,083,937	845,306		6,929,243											6,929,243
00155 - Microfinance and Small Loans Centre (MASLOC)	7,582,177	49,716,358		57,298,535											57,298,535
0015501 - Gen. Admin	7,582,177	49,716,358		57,298,535											57,298,535
0015501001 - Admin HQ	7,582,177	49,716,358		57,298,535											57,298,535
00156 - Public Sector Reforms	1,297,472	1,992,857		3,290,329								16,924,993		16,924,993	20,215,322
0015601 - Public Sector Reforms	1,297,472	1,992,857		3,290,329								16,924,993		16,924,993	20,215,322
0015601001 - Public Sector Reforms	1,297,472	1,992,857		3,290,329								16,924,993		16,924,993	20,215,322
00158 - Inner City and Zongo development	3,883,439	79,200,000		83,083,439								22,365,038		22,365,038	105,448,477
0015801 - Inner City and Zongo development	3,883,439	79,200,000		83,083,439								22,365,038		22,365,038	105,448,477
0015801001 - Inner City and Zongo development	3,883,439	79,200,000		83,083,439								22,365,038		22,365,038	105,448,477
00159 - Special Development Initiatives	6,883,988	92,276,629	436,835,745	535,996,362						226,257,680					762,254,042



1.6. Appropriation Bill

Summary of Expenditure by Cost Center, Economic Item and Funding

Entity: 001 - Office of Government Machinery

Year: 2021 | Currency: GH Cedi

2021 Full Year Budget

	GoG				IGF				Funds / Others			Donors			Grand Total
	Compensation of employees	Goods and Services	Capex	Total	Compensation of employees	Goods and Services	Capex	Total	Statutory	ABFA	Others	Goods and Services	Capex	Total	
0015901 - Special Development Initiatives	1,156,853	38,735,077	431,161,885	471,053,815						226,257,680					697,311,495
0015901001 - Special Development Initiatives	1,156,853	38,735,077	431,161,885	471,053,815						226,257,680					697,311,495
0015902 - National Development Authorities	5,727,135	53,541,552	5,673,860	64,942,547											64,942,547
0015902001 - Coastal Development Authorities	2,267,945	21,223,529		23,491,474											23,491,474
0015902002 - Middlebelt Development Authorities	2,250,764	21,063,538	5,673,860	28,988,162											28,988,162
0015902003 - Northern Development Authorities	1,208,426	11,254,485		12,462,911											12,462,911
00162 - Monitoring and Evaluation	744,001	2,390,496		3,134,497											3,134,497
0016201 - Monitoring and Evaluation	744,001	2,390,496		3,134,497											3,134,497
0016201001 - Monitoring and Evaluation	744,001	2,390,496		3,134,497											3,134,497
00163 - National Builders Corps	672,000,000			672,000,000											672,000,000
0016301 - Secretariat	672,000,000			672,000,000											672,000,000
0016301001 - Secretariat Office	672,000,000			672,000,000											672,000,000
00164 - State Interests And Governance	20,909,399	19,451,302		40,360,701											40,360,701
0016401 - State Interests And Governance	20,909,399	19,451,302		40,360,701											40,360,701
0016401001 - State Interests And Governance	20,909,399	19,451,302		40,360,701											40,360,701



1.6. Appropriation Bill

Summary of Expenditure by Cost Center, Economic Item and Funding

Entity: 046 - Ministry for Special Development Initiatives
 Year: 2021 | Currency: GH Cedi
 2021 Full Year Budget

	GoG				IGF				Funds / Others			Donors			Grand Total
	Compensation of employees	Goods and Services	Capex	Total	Compensation of employees	Goods and Services	Capex	Total	Statutory	ABFA	Others	Goods and Services	Capex	Total	
046 - Ministry for Special Development Initiatives	0		47,058,217	47,058,217						49,624,484					96,682,701
04601 - Headquarters	0		3,135,561	3,135,561						11,000,000					14,135,561
0460102 - Human Resource	0			0											0
0460102001 - Human Resource Office	0			0											0
0460103 - Policy Planning, Budgeting, Monitoring and evaluation			3,135,561	3,135,561						11,000,000					14,135,561
0460103001 - PBME Office			3,135,561	3,135,561						11,000,000					14,135,561
04602 - National Development Authorities			43,922,656	43,922,656						38,624,484					82,547,140
0460201 - Northern Development Authority			22,539,072	22,539,072											22,539,072
0460201001 - finance office			22,539,072	22,539,072											22,539,072
0460202 - Middle Belt Development Authority			9,619,030	9,619,030						26,218,363					35,837,393
0460202003 - Policy Planning, Budgeting, Monitoring And Evaluation Office			9,619,030	9,619,030						26,218,363					35,837,393
0460203 - Coastal Development Authority			11,764,554	11,764,554						12,406,121					24,170,675
0460203003 - Policy Planning, Budgeting, Monitoring And Evaluation Office			11,764,554	11,764,554						12,406,121					24,170,675

PUBLIC INVESTMENT PLAN (PIP) FOR ON-GOING PROJECTS FOR THE MTEF (2021-2024) - GH¢

MDA: Office of Government Machinery

Funding Source: GOG

Budget Ceiling:

35,002,947.00 38,223,218.12 39,446,361.10 43,075,426.33

			Allotment Based on the MTEF (2021-2024)			
#	Code	Contract	2021	2022	2023	2024
1	0110027	Construction of a Two-Story Building for the Council of State	1,068,579.91	-	-	-
2	1611017	Construction of a Residence for the Former Family at Ridge, Accra Ghana	1,194,936.78	-	-	-
3	0119090	Rehabilitation of Old SEC Building for SIGA	9,000,000.00	-	-	-
4	0119039	Rehabilitation of the State Banquet Hall	20,000,000.00	-	-	-
5		Rehabilitation of biogas plant at the Jubilee House	205,397.31	-	-	-
6		Construction of Presidential Lodge at the Residency, Tamale	3,534,033.00	188,620.14	-	-

This data does not include Non-Infrastructure CAPEX. ie. Vehicles, Computers, etc

PUBLIC INVESTMENT PLAN (PIP) FOR ON-GOING PROJECTS FOR THE MTEF (2021-2024) - GH¢

MDA: Office of Government Machinery (Special Development Initiative - HQ)

Funding Source: GOG

Budget Ceiling:

85,864,439.00 59,184,190.95 54,391,692.15 3,020,205.30

			Allotment Based on the MTEF (2021-2024)			
#	Code	Contract	2021	2022	2023	2024
1	0119079	Renov. of Former Education Building For Dvla office At Kumawu	1,811.33	9,078.67		
2	0119084	Const. of office Building & Paving Works At Darkuman Lorry Station	1,834.71	9,195.86		
3	0219112	Renov. of Teachers Qrts At Gbungbaliga	7,484.85	37,515.15		
4	0219220	Const. of 1No. 3-Unit classrm blk With Toilet Facilities	6,679.64	33,479.32		
5	0519083	Const. of A Hlth Insurance office Building At Savelugu	33,257.87	166,693.30		
6	0519088	Const. of Fence Around At Changli Old Cemetary	13,932.20	69,830.24		
7	1019056	Const. of 1No. Footbridge At Gamanze	694.79	3,482.37		
8	1019057	Upgrdn of Sectn Rd- Gravel Surface Gamanze Paansiya Rd	436.96	2,190.09		
9	1019059	Reshaping of Road At Nawugu-Naacham	1,504.75	7,542.05		
10	1019060	Reshaping of Feeder Road At Nawugu-Naacham	1,008.96	5,057.04		
11	1019061	Const. of 3/3X2 Box Culvert & 2 No. 1200Mm Pipe At Nuwuhugu	1,644.72	8,243.56		
12	1019062	Spot Improvement of Feeder Road At Mankarigu-Bugsa	790.02	3,959.69		
13	1019063	Reshaping of Roads At Yipala-Bonyanse Road, Yipala-Zoawu Road	794.23	3,980.77		
14	1019064	Reshaping of Bole-Sonyo Road In Bole Dist.	1,646.67	8,253.33		
15	1019068	Const. of Box Culvert On Baterigu-Boaguri-Badilung Feeder Rd	696.73	3,492.09		
16	1019069	Reshaping Box Culvert On Baterigu-Boaguri-Badilung Feeder Rd	3,205.83	16,068.07		
17	1019071	Const. of U-Culvert At Wulugu-Suhuliya	31,495.87	157,861.92		

PUBLIC INVESTMENT PLAN (PIP) FOR ON-GOING PROJECTS FOR THE MTEF (2021-2024) - GH¢

MDA: Office of Government Machinery (Special Development Initiative - HQ)

Funding Source: GOG

Budget Ceiling:

85,864,439.00 59,184,190.95 54,391,692.15 3,020,205.30

			Allotment Based on the MTEF (2021-2024)			
#	Code	Contract	2021	2022	2023	2024
18	1019072	Const. of U-Culvert At Wungu-Zangu Feeder Road	413.53	2,072.70		
19	1019075	Opening Up of 11 Km Feeder Road At Wa W.	1,494.14	7,488.86		
20	1019079	Const. of Concrete Bridge At Alhassankrom	28,320.41	141,946.00		
21	1019080	Rd Resurfacing & Maint. at Suponso-Kapie-Addaikrom - Jacobu-Dormaa Rd	1,387.69	6,955.31		
22	1019083	Filling & Patching of Potholes-T-Jnct Cemetery -Koudua Jnct-New Nation	4,375.42	21,930.27		
23	1019086	Drainage Works At All Saints Road, Fankyenebra-Kumasi	21,166.48	106,089.47		
24	1019087	Drainage Works At Kwadaso Estate, Kumasi	19,328.15	96,875.53		
25	1019088	Const. of 3No. Culverts At Bofourkrom	4,817.62	24,146.63		
26	1019089	Reshaping of Roads At Kontoma To Bofourkrom	582.16	2,917.86		
27	1019090	Reshaping of Roads At Kayera To Kontoma	2,503.30	12,546.89		
28	1019097	Const. of A Storm Drain At Kunka Mkt	32,933.33	165,066.67		
29	1019098	Const. of A Storm Drain At Nyamso-Agyemang Gas	16,965.66	85,034.34		
30	1019104	Const. of Concrete Pavement On Sections At Asesewa-Akontaa Road	32,539.31	163,091.78		
31	1019105	Const. of Concrete Pavement At Asesewa-Aketebom Road	32,765.11	164,223.49		
32	1019106	Const. of 4No. Pipe Culvert At Osiem No.2, Kukurantumi No.3	9,104.58	45,633.49		
33	1019109	Const. of Kerbs & Paving At Berekum	1,392.00	6,976.90		
34	1019110	Const. of Kerbs & Paving of Cassava Area-(ph One) - Berekum	1,393.68	6,985.32		

PUBLIC INVESTMENT PLAN (PIP) FOR ON-GOING PROJECTS FOR THE MTEF (2021-2024) - GH¢

MDA: Office of Government Machinery (Special Development Initiative - HQ)

Funding Source: GOG

Budget Ceiling:

85,864,439.00 59,184,190.95 54,391,692.15 3,020,205.30

			Allotment Based on the MTEF (2021-2024)			
#	Code	Contract	2021	2022	2023	2024
35	1019111	Const. of 0.6M U-Drain At Wamfie	3,545.09	17,768.52		
36	1019112	Const. of Concrete Drains At Wamanafo	3,311.09	16,595.67		
37	1019116	Const. of Culvert At Adrobea To Susuaho	6,653.20	33,346.80		
38	1019117	Const. of 4No. Pipe Culverts At Kyekyewere-Damoahkrom-Gyabaakrom Road	2,926.71	14,669.09		
39	1019118	Const. of 4No. Pipe Culverts At Kyekyewere-Sunkwa Feeder Road	2,942.26	14,747.04		
40	1019119	Const. of 4No. Pipe Culverts At Kwadwomo-Manhyia-Centreso Feeder Roads	2,926.71	14,669.09		
41	1019120	Const. of Drainage Syst (1200 Mm Culvert) At Bonsu Beposo	31,378.30	157,272.60		
42	1019124	Const. of 3 No. 990Mm Piped Culvert At Kenyasi	1,663.41	8,337.25		
43	1019126	Const. of Drainage Syst At Joe Mendis Kpomotey	1,081.14	5,418.86		
44	1019127	Const. of Culvert & Bridge, Reshaping & Filling of Rds-Yehowa Adom	1,081.14	5,418.86		
45	1019128	Const. of Brigde & Culvert At Iron City	997.98	5,002.02		
46	1019129	Const. of Brigde & Culvert At High Tension American twn	997.98	5,002.02		
47	1019130	Const. of Brigde At Gada Fire Service	1,164.31	5,835.69		
48	1019131	Const. of Brigde & Culvert At Old Timers, Awutu Senya E. C.	997.98	5,002.02		
49	1019132	Const. of Drainage Syst (Phase 2) At Joemends Kpomotey	1,413.80	7,086.20		
50	1019133	Const. of Metal Footbridge At Freetwn	390.88	1,959.12		
51	1019143	Const. of 0.6 Diameter & Pipe Culvert-Abura T.I Ahmadiyya	932.26	4,672.64		

PUBLIC INVESTMENT PLAN (PIP) FOR ON-GOING PROJECTS FOR THE MTEF (2021-2024) - GH¢

MDA: Office of Government Machinery (Special Development Initiative - HQ)

Funding Source: GOG

Budget Ceiling:

85,864,439.00 59,184,190.95 54,391,692.15 3,020,205.30

			Allotment Based on the MTEF (2021-2024)			
#	Code	Contract	2021	2022	2023	2024
52	1019144	Const. of 1.2M Diameter Drainage & Pipe Culvert At Akotokir	1,562.81	7,833.06		
53	1019146	Reshaping & Sectional Gravelling - Ssin Nsuta- Assin Bepokokoo-DFR	1,385.03	6,941.97		
54	1019150	Const. of 1 No. 1200 Mm Box Culvert At Aboboya-Yawagyimkrom Road	20,758.64	104,045.31		
55	1019154	Const. of Pedestrian Steps With Retaining Wall At Ekuase	1,039.75	5,211.36		
56	1019155	Compl'n of The Pavement Nkwanta Street Funeral Grnds At Nkontompo	1,490.25	7,469.38		
57	1019156	Const. of 0.9M X 0.9M Single Pipe Culvert At Ateiku	-	-		
58	1019157	Const. of 0.9M X 0.9M Single Pipe Culvert At Appeasuman	-	-		
59	1019158	Const. of 1.2M X 1.2M Single Pipe Culvert At Patatwumso	-	-		
60	1019159	Const. of 1.2M X 1.2M Single Pipe Culvert At Kwafokrom	-	-		
61	1019174	Const. of 2No. R.C. Foot Bridge & 1No. Wooden Foot Bridge At Taifa	1,239.67	6,213.43		
62	1019175	Const. of Culvert Drain At Ashongman	1,586.37	7,951.13		
63	1019176	Const. of 4 X 4M Box Culvert At Amen Bonsu & C.F.C	-	-		
64	1019178	Const. of Drains Washinton Up-twn	1,663.30	8,336.70		
65	1019179	Const. of Drains Washinton Down tw	1,663.30	8,336.70		
66	1019180	Const. of 1.2 X 1.2M Storm Drain At Lomnava Dwon	2,608.35	13,073.43		
67	1019181	Const. of 1.8 X 1.2M Box Culvert At Madina Yellw Hse Road	1,186.66	5,947.70		
68	1019182	Const. of Drains At Madina Confidence Area	1,566.63	7,852.19		

PUBLIC INVESTMENT PLAN (PIP) FOR ON-GOING PROJECTS FOR THE MTEF (2021-2024) - GH¢

MDA: Office of Government Machinery (Special Development Initiative - HQ)

Funding Source: GOG

Budget Ceiling:

85,864,439.00 59,184,190.95 54,391,692.15 3,020,205.30

			Allotment Based on the MTEF (2021-2024)			
#	Code	Contract	2021	2022	2023	2024
69	1019183	Const. of 0.45M 'U' Drain At Kwasiebu	847.60	4,248.31		
70	1019184	Const. of Drain Along The Ag Adanfio Link Fio	1,248.22	6,256.24		
71	1019185	Const. of Pavement At Baba Goro Extn Newtwn	1,582.15	7,929.95		
72	1019187	Const. of U Drain At Akotex Extn Newtwn	1,628.89	8,164.22		
73	1019188	Const. of U Drain At Teshie Zongo	1,383.49	6,934.23		
74	1019189	Const. of U Drain At Ada Jnct , Anomantu, Teshie	1,385.74	6,945.56		
75	1019190	Const. of U Drain At 1St Jnct	1,432.80	7,181.41		
76	1019192	Concrete Paving of Roads At Eno Mirekua Road	1,284.08	6,435.99		
77	1019193	Concrete Paving of Roads At Fire Mountain Road	-	-		
78	1019194	Const. of 1.2M U- Drain At Nii Teiko Anonua	1,475.56	7,395.72		
79	1019195	Const. of 1.2M U- Drain At Nii Boi twn	1,492.35	7,479.87		
80	1019202	Const. of U-Drains At Nii Teiko Turo	1,719.51	8,618.45		
81	1019203	Surfacing of Nii-Sai Road At Menpeasem	3,304.76	16,563.96		
82	1019204	Surfacing of Mega Link Ventures Road At Menpeasem	3,630.34	18,195.78		
83	1019205	Const. of 0.45 M 'U' Drain Along Nii Sai Road At Menpeasem	3,289.67	16,488.28		
84	1020022	Constion of 2m x 2m box culvrt, 1.8m x 1.8m and 1-1.2m x 1.2m Paansiya	1,376.08	6,897.11		
85	1020151	Construction of two (2) culvert at chando road in wulensi const.	1,663.30	8,336.70		

PUBLIC INVESTMENT PLAN (PIP) FOR ON-GOING PROJECTS FOR THE MTEF (2021-2024) - GH¢

MDA: Office of Government Machinery (Special Development Initiative - HQ)

Funding Source: GOG

Budget Ceiling:

85,864,439.00 59,184,190.95 54,391,692.15 3,020,205.30

			Allotment Based on the MTEF (2021-2024)			
#	Code	Contract	2021	2022	2023	2024
86	1020152	Reshaping of roads in bale-doli communities in bole district	1,160.86	5,818.39		
87	1020153	Reshaping of roads in bale-horiyiri communities in bole district	2,281.01	11,432.78		
88	1318049	Const of 12No.10 Str WC tl's at Tema W, Ledzoku,Krowor,L'Dade Kotopon	289,182.68	1,449,425.77		
89	1318158	Const. of 12 No. 10 W/C - Nsawam Adoagyiri, Okere,N, Akuapem S.	7,609.33	38,139.05		
90	1318163	Const. of 12 No. 10 W/C at Fanteakwa N., New Juaben N., New Juaben S.	7,568.18	37,932.85		
91	1318165	Const. of 9 No. 10 W/C at Akim Swedru, Oda, Kade	11,516.49	57,722.34		
92	1318173	Const. of 15 No. 10 W/C - Juaben, Kumawu, Ejisu, Nsuta Kwaman	9,258.24	46,403.67		
93	1318186	Const. of 12 No. CBM-SPWS at Upper Manya Krobo -Ofoase Ayeribi	16,951.41	84,962.94		
94	1318187	Const. of 12 No. CBM-SPWS - Abetifi, Kwahu Mpraeso, New Abirem	24,901.79	124,811.43		
95	1318191	Const. of 9 No. CBM-SPWS at Asene Akroso-Manso, Achiase, Akwatia	11,702.32	58,653.71		
96	1318192	Const. of 9 No. CBM-SPWS at Akim Swedru, Oda, Kade	23,829.21	119,435.48		
97	1318194	Const. of 9 No. CBM-SPWS - Ahafo-Ano S. E., S. W., Ahafo-Ano N.	46,415.33	232,640.39		
98	1318197	Const. of 12 No. CBM-SPWS at Manso Adubia - Efiduase Asokore	17,437.33	87,398.47		
99	1318200	Const. of 15 No. CBM-SPWS - Juaben, Kumawu, Ejisu, Nsuta Kwaman	23,293.21	116,748.94		
100	1318203	Const. of 15 No. CBM-SPWS at Asokwa, Tafo, Suame, Nyiaso, Kwadaso	140,171.49	702,559.95		
101	1318205	Const. of 12 No. CBM-SPWS - Asunafo N. S., Asutifi N., Asutifi S.	21,763.10	109,079.85		
102	1318208	Const. of 12 No. CBM-SPWS at Berekum E., Jaman N., Jaman S., B&a	15,638.25	78,381.18		

PUBLIC INVESTMENT PLAN (PIP) FOR ON-GOING PROJECTS FOR THE MTEF (2021-2024) - GH¢

MDA: Office of Government Machinery (Special Development Initiative - HQ)

Funding Source: GOG

Budget Ceiling:

85,864,439.00 59,184,190.95 54,391,692.15 3,020,205.30

			Allotment Based on the MTEF (2021-2024)			
#	Code	Contract	2021	2022	2023	2024
103	1318209	Const. of 12 No. CBM-SPWS at Sunyani E., Sunyani W., Tano S., Tano N.	16,568.91	83,045.81		
104	1318247	Const. of 12 No. CBM-SPWS at Mion, Yendi, Yagaba-Kunori	16,352.50	81,961.10		
105	1318250	Const. of 12 No. CBM-SPWS at Daboya Makarigu, Karaga, Tatale Sanguli	55,172.80	276,534.14		
106	1319026	Drilling & Const. of 10. No Brhl & Procure't of 20 N0.1000 Polytanks	831.65	4,168.35		
107	1319027	Const. of 10-Seater Kvip At Koyaja	748.48	3,751.52		
108	1319033	Const. of 4 No. Brhl At Tibung, Kumbungu, Zuggu-Yipeligu	14,923.12	74,796.88		
109	1319035	Const. of 2No. Electric Powered Mech. Brhl At Kunkwa Yizebisi	6,073.48	30,441.19		
110	1319064	Const. of 6 – No. Brhl In The Wa E. Dist. At Yibile	479.51	2,403.37		
111	1319067	Const. of 5No . Brhls At Busikiy - Dwenkokrom Akeasi Hwewode	4,247.40	21,288.60		
112	1319069	Const. of Ten (10) Seater WC -Merchanised Brhl -Tank At Ashiresu	12,382.65	62,063.62		
113	1319070	Const. of Ten (10) Seater WC -Merchanised Brhl -Tank At Bankame	2,895.56	14,512.94		
114	1319071	Const. of 1 No. 10-Seater W/C Toilet Facility At Fomena- Adansi	8,230.92	41,254.58		
115	1319076	Const. of 2 No. Mech. Brhl At Apenkra & Nkwanta	3,218.76	16,132.87		
116	1319077	Const. of 1 No. Mech. Brhl At Aputuogya	19,959.60	100,040.40		
117	1319089	Const. of 10- Seater W/C With Mech. Brhl At New Amakom Cluster of Sch.	29,607.70	148,398.09		
118	1319090	Const. of Brhl & Overhead St& At Asafo Fitting Shop	7,663.43	38,410.24		
119	1319102	12-Seater Vault Chamber Toilet At St. Peter'S S.H.S Nkwatia	3,214.21	16,110.11		

PUBLIC INVESTMENT PLAN (PIP) FOR ON-GOING PROJECTS FOR THE MTEF (2021-2024) - GH¢

MDA: Office of Government Machinery (Special Development Initiative - HQ)

Funding Source: GOG

Budget Ceiling:

85,864,439.00 59,184,190.95 54,391,692.15 3,020,205.30

			Allotment Based on the MTEF (2021-2024)			
#	Code	Contract	2021	2022	2023	2024
120	1319110	Drilling & Const. of 2No. Brhl At Asikafoa Mmantem & Akwamu	1,653.65	8,288.35		
121	1319111	Drilling & Const. of 3No. Brhl At Prisons, Shalom & Drobo	2,480.48	12,432.52		
122	1319112	Const. of 3No. Mech. Brhl At Nyamekye, Akim Brenase & Akim Mukyia	4,661.40	23,363.60		
123	1319113	Const. of 3No. Mech. Brhls - Akim Asuboa, & Nyame Bekyere No.4	4,661.40	23,363.60		
124	1319114	Const. of 3No. Mech. Brhl At Kwaboadi No. 2, Subinso, Akim ofoase	18,961.62	95,038.38		
125	1319115	Const. of 3No. Mech. Brhl At Chia, Akokoaso , Adwafo	948.08	4,751.92		
126	1319117	Const. of 4No. Brhl At Attakora, Anidzi, Kubease & Bodua	828.66	4,153.34		
127	1319118	Const. of 5-Seater W/C Toilet At Akim Swedru twnship	1,663.30	8,336.70		
128	1319120	Const. of 1No. Mech. Brhl -2No. Overhead Storage Tank At Odumase Krobo	831.28	4,166.47		
129	1319122	Const. of 18-Seater Wc Toilet Faciity At Presby Basic Sch At K'dua	3,411.68	17,099.84		
130	1319124	Const. of 3No. Mech. Brhl At Sutapong	17,452.17	87,472.83		
131	1319128	Const. of 4No. H& Pumps Brhls - Agravi, Agyeneme, Ayowadwenten	16,626.34	83,333.66		
132	1319129	Const. of 1No. 6-Seater W/C At Agotime Near Tafo	22,283.06	111,685.94		
133	1319130	Const. of 1No. 10-Seater W/C At Bosodumase	4,394.46	22,025.70		
134	1319137	Const. & Mechanization of 6No.Brhl At Bonsu	1,400.17	7,017.83		
135	1319138	Const. of 5No. Brhls At DwenesePetlinda No. 2, Odurokrom	2,079.12	10,420.88		
136	1319144	Driln of 2No. Brhl & 1No. H& Pump Brhl At Derma Kofikrom - Agyeikrom	3,746.28	18,776.88		

PUBLIC INVESTMENT PLAN (PIP) FOR ON-GOING PROJECTS FOR THE MTEF (2021-2024) - GH¢

MDA: Office of Government Machinery (Special Development Initiative - HQ)

Funding Source: GOG

Budget Ceiling:

85,864,439.00 59,184,190.95 54,391,692.15 3,020,205.30

			Allotment Based on the MTEF (2021-2024)			
#	Code	Contract	2021	2022	2023	2024
137	1319149	Evacuation of Refuse Dump At Jema	33,252.69	166,667.31		
138	1319157	Drilling & Mechanization of Brhl At Tanokrom	6,531.44	32,736.56		
139	1319161	Drilling of Brhl In Five Selected Communities In The Sene E. Dist.	6,067.72	30,412.28		
140	1319166	Const. of A comm'ty Centre At Biafikrom	13,021.86	65,267.47		
141	1319174	Const. of Storage Facility & 6-Str Wc At Forecourt of Cape Coast	1,663.30	8,336.70		
142	1319185	Const. of 10-Str Kvip At Gomoa Ada	3,344.49	16,763.09		
143	1319187	Const. & Piping of Brhl At Jaway Wharf, Jomoro C	3,401.41	17,048.39		
144	1319188	Const. of 2No. 8 -Str W.C Toilet Fctys- Adiembra Kg&Kobina Gyan Jhs	1,603.31	8,036.01		
145	1319199	Const. of 10 -Str Wc Toilet At Natriku	12,779.95	64,054.95		
146	1319200	Const. of 1No. 8-Str W/C Facility At Dzagbletey	4,027.70	20,187.42		
147	1319203	Drilling of 4No. H& Pumps Brhl At Kpressa	832.41	4,172.19		
148	1320906	Const of 2mX2m box culvert at gamandze-paansiya road at gamanze	1,282.21	6,426.60		
149	1320908	Const of drainage system 1200 mm culvert at bonsu beposu	18,596.36	93,207.64		
150	1320916	Const. of drainage at fiapre town park in the sunyani west const.	22,454.55	112,545.45		
151	1320917	Const. of drainage sys 1200 mm culvert at bonsu beposu in nkoransa	18,596.36	93,207.64		
152	1320919	Construction of 1 no. 8-seater water closet in the salaga constituency	61,347.63	307,483.29		
153	1320920	Construction of 3no.10-seater wc in the afigya sekyere east	53,482.57	268,062.44		

PUBLIC INVESTMENT PLAN (PIP) FOR ON-GOING PROJECTS FOR THE MTEF (2021-2024) - GH¢

MDA: Office of Government Machinery (Special Development Initiative - HQ)

Funding Source: GOG

Budget Ceiling:

85,864,439.00 59,184,190.95 54,391,692.15 3,020,205.30

			Allotment Based on the MTEF (2021-2024)			
#	Code	Contract	2021	2022	2023	2024
154	1619031	Const. of A 2-Unit Nurses Accommodation At Wuling	591.85	2,966.44		
155	1619035	Const. of Police Bungalow (4 BedRms Building Unit) At Bususo	830.26	4,161.41		
156	1620131	Construction of fire service accommodation at banda ahenkro	4,216.49	21,133.68		
157	1819008	Const. of Police Station At Akrokeri	1,962.78	9,837.72		
158	1819013	Const. of Police Station At Bususo	3,175.59	15,916.51		
159	1919006	Const. of Durbar Grnds At Akimswedru twnship	-	-		
160	1919008	Const. of 3 No. comm'ty Durbar Grnds -Ground Paving Open Sheds-Asuboi	24,949.49	125,050.51		
161	1919017	Const. of Durbar Grnds (Phase 2) At ofaakor	1,663.30	8,336.70		
162	1919023	Const. of Durbar Ground At Asutsuare	2,693.73	13,501.34		
163	1920053	Const. of durbar grounds at maame krobo in the afram plains south	24,926.21	124,933.79		
164	1920054	Const. of earth works at fiapre town park in the sunyani west const.	27,444.44	137,555.56		
165	2019005	Const. of Playing Field At Half Assini, Jomoro C	1,663.30	8,336.70		
166	2119002	Const. of 1No. 10-Units Mkt Stores Zoggu	577.01	2,892.04		
167	2119003	Const. of 1No. 10-Units Mkt Stores At Zeing	577.01	2,892.04		
168	2119004	Const. of 2 No. 6-Unit Lockable Stores & 8No. Mkt Ata Latinkpa	582.12	2,917.70		
169	2119005	Renov. of Butchers Shop	252.02	1,263.18		
170	2119006	Const. of Open Mkt Shed At Gbintiri Mkt	15,800.16	79,192.71		

PUBLIC INVESTMENT PLAN (PIP) FOR ON-GOING PROJECTS FOR THE MTEF (2021-2024) - GH¢

MDA: Office of Government Machinery (Special Development Initiative - HQ)

Funding Source: GOG

Budget Ceiling:

85,864,439.00 59,184,190.95 54,391,692.15 3,020,205.30

			Allotment Based on the MTEF (2021-2024)			
#	Code	Contract	2021	2022	2023	2024
171	2119007	Const. of Skid Pad At Gbintiri Mkt	429.94	2,154.93		
172	2119008	Const. of Open Mkt (B) Shed At Gbintiri Mkt	814.20	4,080.87		
173	2119019	Const. of Mkt Stores At Akim Swedru twnship	2,622.00	13,141.86		
174	2119023	Const. of Kerbs & Paving At Yiadom Boakye Mkt	19,400.38	97,237.56		
175	2119024	Const. of Mkt At Bomaa	3,326.60	16,673.40		
176	2119025	Rehab of Slaughter Hse At Jema	3,172.56	15,901.34		
177	2119027	Const. of Satellite Mkt At Gambia No.2	5,044.70	25,284.78		
178	2119034	Const. of The Akosonu comm'ty Shed	8,189.35	41,046.21		
179	2119035	Const. of The Akonu comm'ty Shed	2,263.10	11,343.00		
180	2119042	Const. of 2No. Mkt Shed At Mafi Kumase Mkt	17,142.83	85,922.37		
181	2119044	Const. of 2 No. 14- Unit Mkt Sheds At Gbefi	1,247.44	6,252.36		
182	2119099	Const. of comm'ty Mkt At Antoakrom	110,479.35	553,738.62		
183	1318218	Const. of 12 No. 10 W/C at Kp&ai,Bimbilla, Wulensi	10,614.73	53,202.57		
184	1019151	Const. of 1No. 2-Cell Box Culvert At Kokoase-Dankwakrom	1,180.19	5,915.31		
185	1019152	Const. of 1No. 2-Cell Box & A 1Nr. Footbridge-Esuohyee & Domeabra	2,134.20	10,696.91		
186	1318210	Const. of 12 No. CBM-SPWS at Nkoranza N., Nkoranza S., N., Kintampo S.	28,600.50	143,349.88		
187	1319042	Drilling, Const. & Instln of H& Pumps On 2 No. Brhl At Possum	178.42	894.28		

PUBLIC INVESTMENT PLAN (PIP) FOR ON-GOING PROJECTS FOR THE MTEF (2021-2024) - GH¢

MDA: Office of Government Machinery (Special Development Initiative - HQ)

Funding Source: GOG

Budget Ceiling:

85,864,439.00 59,184,190.95 54,391,692.15 3,020,205.30

			Allotment Based on the MTEF (2021-2024)			
#	Code	Contract	2021	2022	2023	2024
188	1318199	Const. of 12 No. CBM-SPWS at Afigya Kwabre S. - Ejura Sekyeredumase	26,120.92	130,921.88		
189	1318204	Const. of 9 No. CBM-SPWS at Kwabre E., Offinso S., Offinso N.	22,093.42	110,735.43		
190	1318206	Const. of 15 No. CBM-SPWS - Sene E., Sene W. Amanten, Pru E., Pru W.	51,000.78	255,623.34		
191	1318207	Const. of 15 No. CBM-SPWS - Dormaa E., C., Dormaa W., Berekum W.	46,452.50	232,826.73		
192	1318225	Const. of 12 No. 10 W/C at Nadam, Talensi	15,311.62	76,744.10		
193	0219207	Const. of 3-Unit Semi-Detached Teachers Qrts At Amahi	17,972.96	90,083.08		
194	1318070	Const of 19 No. CBM-SPWS at Awutu Senya E. Awutu Senya W, Mfantisman	30,666.12	153,703.09		
195	1318167	Const. of 9 No. 10 W/C - Ahafo-Ano S. E., Ano S. W., Ahafo-Ano N.	76,045.38	381,150.52		
196	1318228	Const. of 12 No. 10 W/C at Binduri, Pusiga	39,517.83	198,069.15		
197	0119080	Const of Fence Wall, Pavement & Street Light Cape Coast Metro Assembly	1,663.30	8,336.70		
198	1019186	Const. of Pavement At S.C. Nortey Extn	-	-		
199	1318069	Const of 15 No. CBM-SPWS at Assin Nth, Assin Sth, Assin Cntr'l	15,769.31	79,038.08		
200	1318189	Const. of 17 No. CBM-SPWS at Lower W. Akyem - Abuakwa S.	107,048.84	536,544.42		
201	1318220	Const. of 12 No. 10 W/C at Tamale C., Yapei-Kusawgu, Tamale S.	9,820.29	49,220.74		
202	1318222	Const. of 12 No. 10 W/C at Tolon, Kumbungu, Zabzugu	15,317.87	76,775.37		
203	1318227	Const. of 12 No. 10 W/C at Builsa S., Builsa N.	13,051.90	65,418.03		
204	1318234	Const. of 15 No. 10 W/C at Lawra, N&om	11,875.63	59,522.41		

PUBLIC INVESTMENT PLAN (PIP) FOR ON-GOING PROJECTS FOR THE MTEF (2021-2024) - GH¢

MDA: Office of Government Machinery (Special Development Initiative - HQ)

Funding Source: GOG

Budget Ceiling:

85,864,439.00 59,184,190.95 54,391,692.15 3,020,205.30

			Allotment Based on the MTEF (2021-2024)			
#	Code	Contract	2021	2022	2023	2024
205	1319126	Driln & Const. of 6No. Brhls At Adjena-2No, Gyakiti-2No,& Aboasa-1No	24,949.49	125,050.51		
206	1320905	Bhrls at mangoase and mampong & Prvsn of streetlights	13,555.40	67,941.63		
207	1919007	Const. of 3 No. comm'ty Durbar Grouds-Ground Paving Open Sheds-Coaltar	24,949.49	125,050.51		
208	1319106	comm'ty-Based Mech. SPWS At Maame Krom	11,479.26	57,535.74		
209	1319107	comm'ty-Based Mech. SPWS At Tease	11,618.65	58,234.35		
210	1319108	Drilling, Supply & Instl of Afridev H& Pump For One(1) No. Brhl- Foso	5,636.92	28,253.08		
211	1319127	Const. & Driln of Mechanise 6No. Brhl -Polytanks - Apeguso -Mpomproase	4,380.88	21,957.62		
212	1318071	Const of 15 No. CBM-SPWS at U/ Denkyira East & W. & Heman L/Denkyira	24,101.46	120,800.04		
213	1318090	Const of 12No. CBM-SPWS at Wassa E, Mpohor, Shama, Ahanta W	120,182.81	602,373.78		
214	1318091	Const of 12No. CBM-SPWS at Skdi, Tdi, Essikado, Effia	18,730.24	93,878.72		
215	1318093	Const of 9 No. CBM-SPWS at Pres.–Huni Valley/Tarkwa Nsuaem/Sefwi Wiaso	13,736.26	68,848.11		
216	1318236	Const. of 12 No. 10 W/C at Nadowli/Kaleo, Daffiama-Bussie-Issa	130,449.83	653,833.56		
217	1318067	Const of 18 No. CBM-SPWS at Cape Coat Nth, Cape Sth, KEEA	29,862.99	149,677.69		
218	1318226	Const. of 12 No. 10 W/C at China/Paga, Navrongo	22,835.10	114,452.83		
219	1318235	Const. of 12 No. 10 W/C at Sissala E., Sissala W.	45,234.53	226,722.05		
220	1320914	Const. Of 1no. 8-seater toilet with mech. Borehole at nyanfeku ekroful	31,602.69	158,397.31		
221	1019077	Const. of 1.2M Diameter Double Pipe Culvert At Charigu Road	443.78	2,224.32		

PUBLIC INVESTMENT PLAN (PIP) FOR ON-GOING PROJECTS FOR THE MTEF (2021-2024) - GH¢

MDA: Office of Government Machinery (Special Development Initiative - HQ)

Funding Source: GOG

Budget Ceiling:

85,864,439.00 59,184,190.95 54,391,692.15 3,020,205.30

			Allotment Based on the MTEF (2021-2024)			
#	Code	Contract	2021	2022	2023	2024
222	1019078	Repair of 2.0Mx1.2M Single Cell Box Culvert At Kumbiahi Road	225.18	1,128.63		
223	1019091	Const. of Steel Footbridge At offin River	1,199.83	6,013.71		
224	1019092	Const. of A Culvert Bridge Over River Ode At Wurapong	26,157.72	131,106.28		
225	1019153	Const. of 1No. 2-Cell Box Culvert At River Bayere At Bayereagya	8,570.82	42,958.18		
226	1019161	Const. of Box Culvert & Channel At Agona Nkwanta Mkt Road	1,737.70	8,709.58		
227	1318068	Const of 15 No. CBM-SPWS at Gomao E, Gomoa W, Gomoa Cntr'l	135,450.87	678,899.50		
228	1318171	Const. of 13 No. 10 W/C at Fomena, Bekwai, Bosome Freho, Adansi-Asokwa	8,241.99	41,310.07		
229	1318181	Const. of 12 No. 10 W/C at Berekum E., Jaman N., Jaman S., B&a	215,483.92	1,080,036.82		
230	1318202	Const. of 15 No. CBM-SPWS - Asawase, Oforikrom, Manhyia S. N., Subin	81,635.59	409,169.50		
231	1318219	Const. of 12 No. 10 W/C at Nanton, Savelugu, Tamale N.	179,996.60	902,169.21		
232	1318257	Const. of 12 No. CBM-SPWS at Bawku C., Zebilla	20,402.66	102,261.08		
233	1318261	Const. of 12 No. CBM-SPWS at Sissala E., Sissala W.	19,051.94	95,491.12		
234	1318262	Const. of 12 No. CBM-SPWS at Nadowli/Kaleo, Daffiama-Bussie-Issa	38,224.12	191,584.84		
235	1319109	comm'ty-Based Mech. SPWS At Amanfrom	11,804.44	59,165.56		
236	1319116	Const. of 2No. H& Pump Brhl At Adu Gyan, Otabi	7,318.52	36,681.48		
237	1320912	Const. Of 12 no. Cbm-spws at wa central	11,429.08	57,284.24		
238	1819016	Const. of Police Post At Ayeasu	9,154.63	45,884.37		

PUBLIC INVESTMENT PLAN (PIP) FOR ON-GOING PROJECTS FOR THE MTEF (2021-2024) - GH¢

MDA: Office of Government Machinery (Special Development Initiative - HQ)

Funding Source: GOG

Budget Ceiling:

85,864,439.00 59,184,190.95 54,391,692.15 3,020,205.30

			Allotment Based on the MTEF (2021-2024)			
#	Code	Contract	2021	2022	2023	2024
239	1920062	Fencing and planting of grass at fiapre town park	33,265.99	166,734.01		
240	1318230	Const. of 18 No. 10 W/C at Bolga E., Bolga W., Bongo	304,141.61	1,524,402.10		
241	1318215	Const. of 12 No. 10 W/C at Bole Bamboi, Sawla-Tuna Kalba, Damango	77,082.56	386,349.04		
242	1318217	Const. of 12 No. 10 W/C at Salaga S., Salaga N., Gushegu,	43,530.68	218,182.13		
243	1318164	Const. of 9 No. 10 W/C at Asene Akroso-Manso, Achiase, Akwatia	28,143.42	141,058.91		
244	1318185	Const. of 12 No. CBM-SPWS - Nsawam Adoagyiri, Okere,N., Akuapem S.	49,500.17	248,102.05		
245	1318190	Const. of 12 No. CBM-SPWS at Fanteakwa N. - New Juaben S.	94,710.15	474,701.06		
246	1318201	Const. of 18 No. CBM-SPWS - Akrofoum, Bosomtwi, Obsi E., Obsi W.	217,643.62	1,090,861.58		
247	1318211	Const. of 12 No. CBM-SPWS at Techiman N., Techiman S., Wenchi, Tain,	27,244.08	136,551.30		
248	1318238	Const. of 15 No. CBM-SPWS at Bia E. - Bibiani Anwiaso Bekwai	21,889.95	109,715.62		
249	1020150	Construction of 1.6km road at datus electoral area at kasoa	320,952.33	1,608,659.88		
250	1318231	Const. of 12 No. 10 W/C at Bawku C., Zebilla	137,014.22	686,735.23		
251	1019160	Const. of Box Culvert & Channel	1,691.11	8,476.12		
252	1318180	Const. of 12 No. 10 W/C at Dormaa E., Dormaa C., Dormaa W., Berekum W.	118,915.94	596,024.04		
253	1319204	Const. of 1No. 10-Str Wc With Mech. Brhl At St Mary Shs	14,083.11	70,586.59		
254	1318216	Const. of 16 No. 10 W/C at Bunkpurugu, Yunyoo, Chereponi, Saboba	222,101.14	1,113,203.33		
255	1318041	Const of 15 No.10 Str WC tl's at Gomao East, Gomoa W., Gomoa Central	120,046.11	601,688.61		

PUBLIC INVESTMENT PLAN (PIP) FOR ON-GOING PROJECTS FOR THE MTEF (2021-2024) - GH¢

MDA: Office of Government Machinery (Special Development Initiative - HQ)

Funding Source: GOG

Budget Ceiling:

85,864,439.00 59,184,190.95 54,391,692.15 3,020,205.30

			Allotment Based on the MTEF (2021-2024)			
#	Code	Contract	2021	2022	2023	2024
256	1318125	Const. of 15 No. 10 W/C at Krachi E., Krachi W. Akan, Biakoye	335,656.48	1,682,359.22		
257	1318159	Const. of 12 No. 10 W/C at Upper Many Krobo - Ofoase Ayeribi	7,438.53	37,283.00		
258	1318195	Const. of 12 No. CBM-SPWS at Atwima Kwanwoma - Atwima Nyabiahya S.	58,149.34	291,452.99		
259	1318060	Const of 9 No.10 Str WC fl's at Central Tongu, Sth Tongu, Nth Tongu	29,155.51	146,131.64		
260	1318198	Const. of 13 No. CBM-SPWS - Fomena,, Bosome Freho, Adansi-Asokwa	84,028.39	421,162.52		
261	0119083	Const. of office Building & Paving Works At Odokor Lorry Station	1,471.44	7,375.08		
262	0519098	Const. of Fifty Bed Capacity Pediatric Ward At Mankranso	18,724.10	93,847.95		
263	1019100	Reshaping of Feeder Rds-Asikaso-Duokon-Aperade - Agrekrom Rd	14,311.20	71,729.80		
264	1019123	Spot Improvement of Road (Phase I) At Yeji	3,912.14	19,608.20		
265	1019173	Const. of 1No. 'U' Drains At New T'adi, Takoradi C	1,093.21	5,479.34		
266	1318099	Const. supervision of 380 No. 10-WC	237,018.70	1,187,972.30		
267	1318188	Const. of 15 No. CBM-SPWS -Ayensuano, Suhum, Asougyaman	59,027.11	295,852.49		
268	1318237	Const. of 6 No. 10 W/C at Wa C.	161,488.40	809,403.42		
269	1318258	Const. of 12 No. CBM-SPWS at Wa W., Wa E.	16,115.53	80,773.41		
270	1319169	Const. of 1No. Mech. Brhl At Denkyira Katsereyansa	1,247.47	6,252.53		
271	1319170	Const. of 1No. Mech. Brhl At Denkyira Aburi	1,247.47	6,252.53		
272	1319175	100Mm Diameter Mains Extns of Water At Nyanyano Kakra –Millenium City	1,279.22	6,411.61		

PUBLIC INVESTMENT PLAN (PIP) FOR ON-GOING PROJECTS FOR THE MTEF (2021-2024) - GH¢

MDA: Office of Government Machinery (Special Development Initiative - HQ)

Funding Source: GOG

Budget Ceiling:

85,864,439.00 59,184,190.95 54,391,692.15 3,020,205.30

			Allotment Based on the MTEF (2021-2024)			
#	Code	Contract	2021	2022	2023	2024
273	1320910	Const. of 1 no. Mech. Bhrl at wenchi municipal fire station	8,081.31	40,504.69		
274	1519007	Electrical Light Extn At Kakoshi Chekoshi	1,535.97	7,698.53		
275	1519008	Electrical Light Extn Ssnit Area	815.00	4,084.87		
276	1619037	Const. of 1No.2 BedRm Semi-Detached Nurses Bungalow At Dadiesoaba	14,092.51	70,633.69		
277	1819007	Compl'n of 1No. Police Station At Sabronum	7,708.92	38,638.22		
278	1919019	Const. of Event Square At New T'adi, Takoradi C	31,655.10	158,659.98		
279	1920059	Consultancy for csp-coda zone-2018	240,625.22	1,206,048.73		
280	1920060	Consultancy for csp-mbda zone-2018	179,709.08	900,728.14		
281	1920061	Consultancy for csp-nda zone-2018	68,849.75	345,084.97		
282	2119032	Const. of Mkt Shed At Amoaya	15,400.04	77,187.26		
283	2119045	Const. of Mkt Complex At Mankesim	2,267,972.32	11,367,408.08		
284	2119101	Consultancy For Mkt Complex-Mankesim	66,531.98	333,467.98		
285	2120152	Consultancy for 50 no. Rural mkt	368,279.45	1,845,870.32		
286	1318086	Const of 9 No. CBM-SPWS at Agotime Ziopie, Akatsi Nth, Akatsi Sth	24,568.92	123,142.99		
287	1318233	Const. of 12 No. 10 W/C at Lambussie, Jirapa	51,170.69	256,474.98		
288	1318196	Const. of 12 No. CBM-SPWS at Asante Akim C. - Sekyere Afram Plains	58,468.25	293,051.41		
289	1319135	Drln of Mech. Brhl, Const. of Overhead Tank &Instl-Pipe Works-Adieso	20,544.25	102,970.79		

PUBLIC INVESTMENT PLAN (PIP) FOR ON-GOING PROJECTS FOR THE MTEF (2021-2024) - GH¢

MDA: Office of Government Machinery (Special Development Initiative - HQ)

Funding Source: GOG

Budget Ceiling:

85,864,439.00 59,184,190.95 54,391,692.15 3,020,205.30

			Allotment Based on the MTEF (2021-2024)			
#	Code	Contract	2021	2022	2023	2024
290	1320913	Const. of 17 no. Boreholes fitted with hand pumps in the wenchi const.	73,442.99	368,107.00		
291	2119018	Const. of 12-Unit Mkt Stalls At Osorabe	6,990.74	35,038.62		
292	1019172	Const. of Single Culvert Drain At Busumdo/Krobo	11,444.17	57,359.82		
293	1318172	Const. of 15 No. 10 W/C at Afigya Kwabre S. -Ejura Sekyeredumase	112,264.49	562,685.99		
294	1318097	Const. supervision of 330 No. 10-WC	243,402.34	1,219,968.04		
295	1318184	Const. of 12 No. 10 W/C at Techiman N., Techiman S., Wenchi, Tain,	233,829.16	1,171,985.84		
296	1318221	Const. of 12 No. 10 W/C at Mion, Yendi, Yagaba-Kunori	130,439.96	653,784.09		
297	1318232	Const. of 12 No. 10 W/C at Wa W., Wa E.	108,902.82	545,836.79		
298	1318098	Const. supervision of 283 No. 10-WC	142,191.29	712,683.46		
299	0120035	Consultancy services for implementation of 2020 ipep projects	83,918.27	420,610.62		
300	1019139	Improvement of Danyase –Asenuho –Agave Feeder Roads - Danyase–Agave	8,072.58	40,460.96		
301	1019140	Improvement of Ahwiasu Jn – Ahwiasu Feeder Roads	2,177.07	10,911.78		
302	1019141	Improvement of Banka Jn - Banka Feeder Rds - Ahwiasu Jn	2,931.82	14,694.72		
303	1019145	Const. of Pavement At Senya Beraku Lorry Station	1,246.89	6,249.61		
304	1318182	Const. of 12 No. 10 W/C at Sunyani E., Sunyani W., Tano S., Tano N.	5,608.04	28,108.33		
305	1320921	Construction of 3nr. Boreholes with overhead tank in the juben const.	16,633.00	83,367.00		
306	0119087	Const. of office blk For Gbefi Zonal Council At Gbeti	22,312.45	111,833.25		

PUBLIC INVESTMENT PLAN (PIP) FOR ON-GOING PROJECTS FOR THE MTEF (2021-2024) - GH¢

MDA: Office of Government Machinery (Special Development Initiative - HQ)

Funding Source: GOG

Budget Ceiling:

85,864,439.00 59,184,190.95 54,391,692.15 3,020,205.30

			Allotment Based on the MTEF (2021-2024)			
#	Code	Contract	2021	2022	2023	2024
307	1019101	Const. of 1.50M X 1.50M Storm Drain (Phase One At Akim Oda Old twn	1,659.90	8,319.64		
308	1019102	Const. of 1.50M X 1.50M Storm Drain (Phase Two At Akim Oda Old twn	1,663.25	8,336.43		
309	1019103	Const. of 1.50M X 1.50M Storm Drain (Phase Three At Akim Oda Old twn	823.43	4,127.14		
310	1318072	Const of 15 No. CBM-SPWS at Assikuma Odoben Brakwa, Twifo-Atii Morkwaa	59,531.54	298,380.76		
311	1318046	Const of 15 No.10 Str WC tl's at Efutu, Ekumfi, Ajuman Enyan-Esiam	173,505.67	869,635.70		
312	1318047	Const of 10 No. 10 Seater WC Instn'l WCs at Agona East, Agona W.	47,003.82	235,589.98		
313	1318056	Const of 9 No.10 Str WC Instn'l tl's at Adaklu, Afadzato Sth, Keta	77,734.99	389,619.13		
314	1318058	Const of 12No.10 Str WC tl's at Ho Central, Ho W., Hohoe, Kpando	142,727.53	590,740.09		
315	1318066	Const of 12No.10 Str WC tl's at Prestea –Huni Valley, Sefwi Wiaso	173,141.27	-		
316	1318193	Const. of 6 No. CBM-SPWS at Afram Plain N., Afram Plain S.	66,222.20	-		
317	1318063	Const of 12No.10 Str WC tl's at Wassa East, Mpohor, Shama, Ahanta W.	312,546.37	-		
318	1318168	Const. of 12 No. 10 W/C at Atwima Kwanwoma - Atwima Nyabiahya S.	57,764.99	-		
319	1318183	Const. of 12 No. 10 W/C - Nkoranza N., S., Kintampo N., Kintampo S.	64,878.30	-		
320	1318057	Const of 9 No.10 Str WC Instn'l tl's at Anlo, Ketu Sth, Ketu Nth	120,020.44	-		
321	0119086	Rehab of Magistrate Court At Nkwanta	10,112.96	-		
322	1318176	Const. of 15 No. 10 W/C at Asokwa, Tafo, Suame, Nyiaso, Kwadaso	35,351.50	-		
323	1318241	Const. of 12 No. CBM-SPWS at Bole Bamboi, Sawla-Tuna Kalba, Damango	51,809.08	-		

PUBLIC INVESTMENT PLAN (PIP) FOR ON-GOING PROJECTS FOR THE MTEF (2021-2024) - GH¢

MDA: Office of Government Machinery (Special Development Initiative - HQ)

Funding Source: GOG

Budget Ceiling:

85,864,439.00 59,184,190.95 54,391,692.15 3,020,205.30

			Allotment Based on the MTEF (2021-2024)			
#	Code	Contract	2021	2022	2023	2024
324	1318244	Const. of 12 No. CBM-SPWS at Kp&ai,Bimbilla, Wulensi	29,518.06	-		
325	1318259	Const. of 12 No. CBM-SPWS at Lambussie, Jirapa	94,249.11	-		
326	1319165	Compl'n of 1No.Six Str W.C. Toilet At Saltpond	4,627.38	-		
327	1319198	Const. of Mech. Brhl At Wuratrem, Beposo, Achimkrom & Sureso	14,995.35	-		
328	1919009	Const. of 2 No. Durbar Ground At Mepom, Nyanoah	7,137.45	-		
329	1919018	Const. of 10 Funeral Grnds at Asikuma	15,077.79	-		
330	1920055	Construction of community center at akyem awenare	83,164.98	-		
331	2119014	Const. of 28 No. Mkt Stalls At Boanim	9,372.93	-		
332	1318175	Const. of 15 No. 10 W/C at Asawase - Subin	167,231.65	-		
333	1318224	Const. of 12 No. 10 W/C at Daboya Makarigu, Karaga, Tatale Sanguli	168,812.53	-		
334	1319192	Const. of comm'ty Centre , office & Store WashRms & Car Park Attetrem	13,344.14	-		
335	1318179	Const. of 15 No. 10 W/C - Sene E., Sene W. , Pru E., Pru W.	377,858.57	-		
336	1318073	Const of 15 No. CBM-SPWS at Efutu, Ekumfi, Ajuman Enyan-Esiam	88,890.54	-		
337	1619029	Const. of Three (3) BedRm Doctor'S Bungalow At Wellembelle	21,482.06	-		
338	1819005	Const. of Police Station At Banu	10,380.83	-		
339	0219150	Const. of A 2-Unit K.G blk With Kitchen, Toilet & Urinal at duori	17,759.55	-		
340	1019107	Const. of 3No. Pipe Culverts At Akrodie No.1, Akutease, Kwakukra	11,955.80	-		

PUBLIC INVESTMENT PLAN (PIP) FOR ON-GOING PROJECTS FOR THE MTEF (2021-2024) - GH¢

MDA: Office of Government Machinery (Special Development Initiative - HQ)

Funding Source: GOG

Budget Ceiling:

85,864,439.00 59,184,190.95 54,391,692.15 3,020,205.30

			Allotment Based on the MTEF (2021-2024)			
#	Code	Contract	2021	2022	2023	2024
341	1019108	Const. of 2No. Pipe Culverts At Akrodie No. 2, Goaso Lowcost	16,633.00	-		
342	1318044	Const of 15 No.10 Str WC tl's at Upper Denkyira E&W,Hema Lowe Denkyira	227,347.63	-		
343	1318045	Const of 15 No.10 Str WC tl's at Odoben Brakwa,Twifo-Atii,Abura Asebu	413,346.29	-		
344	1318050	Const of 12No.10 Str WC tl's at Ablekuma Nth, Ablekuma Sth, W& Cntr'l	228,048.87	-		
345	1318064	Const of 12 No.10 Str WC Instn'l tl's at Skai, Tdi, Essikado, Effia	44,701.28	-		
346	1318095	Supply& instl'n 1000 Solar Pumps for 100 No. 10-Seater W/C Toilets	1,959,860.76	-		
347	1318126	Const. of 15 No. 10 W/C - Nkwanta S.,N., N. Dayi, S. Dayi, Buem	340,611.43	-		
348	1318212	Const. of 15 No. 10 W/C at Bia E. - Bibiani Anwiaso Bekwai	186,015.28	-		
349	1319147	Const. of 10-Seater WC With Mech. Brhls At Dormaa Ahenkro Abb	24,949.49	-		
350	1319148	Const. of 10-Seater W/C Toilet With Mech. Brhl At Maasu	24,949.49	-		
351	1320923	Prvsn of tables, chairs & Const of pipe culvert at obeng yaw asare	9,148.29	-		
352	1819004	Renov. of Police Station At Mpaha	18,171.88	-		
353	1318085	Const of 12No. CBM-SPWS at Ho Cntr'l, Ho W, Hohoe, Kpando	242,906.14	-		
354	1318161	Const. of 15 No. 10 W/C - -iwa E., -iwa W., Ayensuano,Asougyaman	106,578.60	-		
355	1318170	Const. of 12 No. 10 W/C at Manso Adubia -Efiduase Asokore	320,870.95	-		
356	1318162	Const. of 12 No. 10 W/C at Lower W. E.N.S.Akyem	326,384.75	-		
357	1318245	Const. of 12 No. CBM-SPWS at Nanton, Savelugu,Tamale N.	137,235.73	-		

PUBLIC INVESTMENT PLAN (PIP) FOR ON-GOING PROJECTS FOR THE MTEF (2021-2024) - GH¢

MDA: Office of Government Machinery (Special Development Initiative - HQ)

Funding Source: GOG

Budget Ceiling:

85,864,439.00 59,184,190.95 54,391,692.15 3,020,205.30

			Allotment Based on the MTEF (2021-2024)			
#	Code	Contract	2021	2022	2023	2024
358	1318253	Const. of 12 No. CBM-SPWS at Builsa S., Builsa N.	15,863.69	-		
359	1318055	Const of 15 No.10 Str WC tl's at Madina, Adenta, Anya, Sowutum, Katamanso	307,468.52	-		
360	1318169	Const. of 12 No. 10 W/C at Asante Akim C. - Sekyere Afram Plains	297,759.70	-		
361	1318223	Const. of 12 No. 10 W/C at Sagnarigu, Nalerigu, Walewale	121,296.61	-		
362	1319156	Const. of 10-Seater W/C Toilet At Ayeasu twn	18,162.88	-		
363	1318177	Const. of 9 No. 10 W/C at Kwabre E., Offinso S., Offinso N.	223,219.01	-		
364	0219153	Const. of offices & Store Rms At Babile M/A J.H.S & Babile M/A P/S	7,554.33	-		
365	1318138	Const. of 10 No. CBM-SPWS at Agona E., Agona W.	127,541.01	-		
366	1318252	Const. of 12 No. CBM-SPWS at China/Paga, Navrongo	85,670.39	-		
367	1318254	Const. of 12 No. CBM-SPWS at Binduri, Pusiga	147,673.18	-		
368	1318256	Const. of 18 No. CBM-SPWS at Bolga E., Bolga W., Bongo	23,914.31	-		
369	1318260	Const. of 15 No. CBM-SPWS at Lawra, N&om	32,640.11	-		
370	1319119	Const. of 10-Seater W/C Toilet At Akro S.H.S Odumase	33,265.99	-		
371	1319123	Const. of 6-Seater W/C Toilet Facility At Adweso Sda Sch	16,474.01	-		
372	1319125	Const. of 10-Seater W/C At Akwamumuman S.H.S	23,155.81	-		
373	1319141	Compl'n of 7.No Mech. Brhls With 5000 Litres Polytank At Sunyani S.H.S	29,282.39	-		
374	1319179	Const. of 10 No. Brhls At Anhwiam, Amase, Asamaso, Tosen - Antwikwa	1,722.76	-		

PUBLIC INVESTMENT PLAN (PIP) FOR ON-GOING PROJECTS FOR THE MTEF (2021-2024) - GH¢

MDA: Office of Government Machinery (Special Development Initiative - HQ)

Funding Source: GOG

Budget Ceiling:

85,864,439.00 59,184,190.95 54,391,692.15 3,020,205.30

			Allotment Based on the MTEF (2021-2024)			
#	Code	Contract	2021	2022	2023	2024
375	1320915	Const. Of 3no. 8 seater toilet with rain water harvesting	97,070.83	-		
376	1419003	Const. of I.C.T Centre At Aperade S.H.S	17,073.95	-		
377	1819010	Const. of Police Station At Bantama	16,846.21	-		
378	1919010	Const. of Durbar Grnds At Kwamoso	9,413.27	-		
379	1920058	Construction of fence wall around brightens park at mpreaso town	33,265.99	-		
380	2119020	Const. of 1No. 20-Unit Mkt Shed At Akutunya Mkt, Somanya	18,852.46	-		
381	2119102	Consultancy For Mkt Complex-Dome Kwabnya	99,797.98	-		
382	2120151	Construction of phase 1 of akroso market	321,329.11	-		
383	2519001	Const. of Youth Centre At Amanokrom	16,236.49	-		
384	1319159	Drilling Const. & Mechn. of Brhl At Bridgeso	6,531.44	-		
385	1619038	Const. of 3No. 1- BedRm Semi-Detached Bungalow At Adadie	9,740.85	-		
386	1619039	Const. of 3No. 1- BedRm Semi-Detached Bungalow At Bonakri	9,740.85	-		
387	2119017	Const. of 16 Unit Mkt Stalls At Anyinam	16,665.76	-		
388	1318089	Const of 15 No. CBM-SPWS at Nkwanta Sth & Nth, Nth & Sth Dayi, Buem	87,505.71	-		
389	1318229	Const. of 12 No. 10 W/C at Garu, Timpane	370,296.52	-		
390	1318246	Const. of 12 No. CBM-SPWS at Tamale C., Yapei-Kusawgu, Tamale S.	137,605.33	-		
391	1318242	Const. of 16 No. CBM-SPWS at Bunkpurugu, Yunyoo, Chereponi, Saboba	121,922.83	-		

PUBLIC INVESTMENT PLAN (PIP) FOR ON-GOING PROJECTS FOR THE MTEF (2021-2024) - GH¢

MDA: Office of Government Machinery (Special Development Initiative - HQ)

Funding Source: GOG

Budget Ceiling:

85,864,439.00 59,184,190.95 54,391,692.15 3,020,205.30

			Allotment Based on the MTEF (2021-2024)			
#	Code	Contract	2021	2022	2023	2024
392	1318243	Const. of 12 No. CBM-SPWS at Salaga S., Salaga N., Gushegu,	113,557.61	-		
393	1318248	Const. of 12 No. CBM-SPWS at Tolon, Kumbungu, Zabzugu	158,664.95	-		
394	1318249	Const. of 12 No. CBM-SPWS at Sagnarigu, Nalerigu, Walewale	170,277.36	-		
395	1319080	Const. of 10-Seater Wc At Manso Dadiease	23,286.19	-		
396	1819014	Const. of Dist. Police Head Qrts At Yeji	33,249.68	-		
397	2019009	Const. of Sports & Fitness Centre At Nungua	20,412.60	-		
398	2119026	Const. of Abattoir At Yeji	33,116.77	-		
399	1318040	Const of 18 No.10 Str WC Instn'l tl's at Cape Coat Nth, Cape Sth, KEEA	13,045.64	-		
400	1318059	Const of 9 No.10 Str WC tl's at Agotime Ziope, Akatsi Nth, Akatsi Sth	256,641.92	-		
401	1318214	Const. of 12 No. 10 W/C at Suaman, Aowin, Ellembelle, Evalue Gwira	288,901.36	-		
402	1318075	Const of 12No. CBM-SPWS at Ashaiman, Ningo Prampram, Tema E & Central	111,702.24	-		
403	1318076	Const of 12No. CBM-SPWS at Tema W, Ledzokuku, Krowor,La Dade Kotopon	122,541.44	-		
404	1318077	Const of 12No. CBM-SPWS at Ablekuma Nth/Sth/W/Cntr'l	124,754.80	-		
405	1318078	Const of 15 No. CBM-SPWS at Ayawaso Cntr'l/ Nth/ E/ W Wuagon, Amasaman	189,603.68	-		
406	1318079	Const of 12No. CBM-SPWS at Okaikwei Nth/Cntr'l/Sth, Odododiodio	119,375.86	-		
407	1318080	Const of 12No. CBM-SPWS at Weija-Gbawe,Dome-Kwabenye	120,449.72	-		
408	1318081	Const of 12No. CBM-SPWS at Sege, Ada, Shai-Osudoku, Trobu	153,696.87	-		

PUBLIC INVESTMENT PLAN (PIP) FOR ON-GOING PROJECTS FOR THE MTEF (2021-2024) - GH¢

MDA: Office of Government Machinery (Special Development Initiative - HQ)

Funding Source: GOG

Budget Ceiling:

85,864,439.00 59,184,190.95 54,391,692.15 3,020,205.30

			Allotment Based on the MTEF (2021-2024)			
#	Code	Contract	2021	2022	2023	2024
409	1318082	Const of 15 No. CBM-SPWS at Madina/Adenta/Korle Klotey	153,344.68	-		
410	1318083	Const of 9 No. CBM-SPWS at Adaklu, Afadzato Sth, Keta	118,946.22	-		
411	1318084	Const of 9 No. CBM-SPWS at Anlo, Ketu Sth, Ketu Nth	59,810.82	-		
412	1318087	Const of 9 No. CBM-SPWS at Cntr'l Tongu, Sth Tongu, Nth Tongu	97,312.40	-		
413	1318088	Const of 15 No. CBM-SPWS at Krachi E & W & Nchumuru, Akan, Biakoye	142,567.85	-		
414	1318240	Const. of 12 No. CBM-SPWS at Suaman, Aowin, Ellembelle, Evalue Gwira	102,725.38	-		
415	1318096	Supply& instl'n of 1000 Solar Pumps for the 1000 No. CBM-PWS	3,929,260.49	-		
416	1318178	Const. of 12 No. 10 W/C - Asunafo N.,S Asutifi N., Asutifi S.	233,829.16	-		
417	1318251	Const. of 12 No. CBM-SPWS at Nadam, Talensi	122,455.68	-		
418	1318255	Const. of 12 No. CBM-SPWS at Garu, Timpame	16,262.68	-		
419	1319092	Const. of 10-Seater W/C Toilet Facility At Buobai	19,317.45	-		
420	1319093	Const. of 10-Seater W/C Toilet Facility At Asewase	18,052.21	-		
421	1319094	Const. of 10-Seater W/C Toilet Facilityat New Zongo	17,453.42	-		
422	1319140	Compl'n of Police Station, Extn of Electricity &Water At Jinijini	33,168.98	-		
423	1319162	Const. of 1No- 10 Str W/C At Gomoa Ekwamkrom	17,242.24	-		
424	1319163	Const. of 1No- 10 Str W/C At Gomoa Abonyi, Gomoa Central C.	17,247.23	-		
425	1319164	Const. of 1No- 10 Str W/C At Gomoa Pomaadze	16,184.17	-		

PUBLIC INVESTMENT PLAN (PIP) FOR ON-GOING PROJECTS FOR THE MTEF (2021-2024) - GH¢

MDA: Office of Government Machinery (Special Development Initiative - HQ)

Funding Source: GOG

Budget Ceiling:

85,864,439.00 59,184,190.95 54,391,692.15 3,020,205.30

			Allotment Based on the MTEF (2021-2024)			
#	Code	Contract	2021	2022	2023	2024
426	1319182	Const. of 1 No. 10- Str W/C Facility With Biodigester At Ntakofam	16,927.54	-		
427	1319183	Const. of 1 No. 10- Str W/C Facility With Biodigester At Sankor	10,304.84	-		
428	1320918	Construction of 10 no. Hand pump boreholes in saboba const.	24,948.00	-		
429	1819011	Const. of Police Post At Abourso	23,255.81	-		
430	1819012	Const. of Police Post At Ahomahomasu	20,994.34	-		
431	1920052	Const. of durbar grounds at ekye amanfrom in the afram plains south	24,926.21	-		
432	2119041	Const. of Large Shed At Mafi Kumase New Mkt	1,217.04	-		
433	2119103	Const. of Mkt Complex At Dome Kwabenya	1,663,299.63	-		
434	2119118	Const of 1No. modern market at Salaga	312,342.81	-		
435	1318166	Const. of 6 No. 10 W/C at Afram Plain N., Afram Plain S.	184,085.23	-		
436	1919013	Const. of Durbar Grnds At Fetentaa	11,350.62	-		
437	1318052	Const of 12No.10 Str WC tl's at Okaikwei Nth,Cntr'l & Sth, Odododiodio	275,354.72	-		
438	1319082	Const. of 4 No. Brhls -Tanks - Bonsaso, Abuoso, Nipankyeremia, Jumakro	14,421.06	-		
439	1318160	Const. of 12 No. 10 W/C at Abetifi, Nkawkaw, Kwahu Mpraeso, New Abirem	241,184.74	-		
440	1318239	const of 9 No. CMB-SPWS at Amenfi W, Amenfi C.	13,998.66	-		
441	2119028	Const. of No. 20 Units Mkt Sheds At Prang Yam Mkt	17,424.89	-		
442	0219183	Const. & Sply of Furniture & Instl -E-Library Equip't - Ejura New twn	16,882.49	-		

PUBLIC INVESTMENT PLAN (PIP) FOR ON-GOING PROJECTS FOR THE MTEF (2021-2024) - GH¢

MDA: Office of Government Machinery (Special Development Initiative - HQ)

Funding Source: GOG

Budget Ceiling:

85,864,439.00 59,184,190.95 54,391,692.15 3,020,205.30

			Allotment Based on the MTEF (2021-2024)			
#	Code	Contract	2021	2022	2023	2024
443	0219208	Const. of Teachers Bungalow At Amoanapraso	21,515.09	-		
444	0319004	Const of 10No. Seater WC & 1 No. Brhl At Serwaa Nyarko Shs- Dichemso	32,791.93	-		
445	1019082	Const. of 3 No. Culverts At .Abed, Ahenbrorum	16,498.10	-		
446	1019084	Const. of 7No. 1.2M Pipe Culvert - Mampamhwe 2No,,Asonkore 1No	32,285.69	-		
447	1019085	Const. of 3- No. Culvert At Nkoduase, Biribiwomang & Fenaso	15,689.24	-		
448	1019096	Const. of 40 M Drain Const. At Channel 3 & 5	20,095.32	-		
449	1319065	Const. of a comm'ty Centre At Fumso	24,949.49	-		
450	1319066	Const. of A comm'ty Centre At Asokwa	24,949.49	-		
451	1319068	Const. of 10-Seater W/C Toilet & Ancillary Facilities At Kyekyebiase	10,638.46	-		
452	1319072	Driln & Mechn. of 6No Brhls At Pomposo-Nakabam - Kwabenakwa Prim. Sch.	1,211.25	-		
453	1319073	Driln & Const. of 5 No. Brhls - Amenaso, K-rihwe No 2, & Kwaf	831.65	-		
454	1319074	Refurbishment of The comm'ty Centre At Sokoban	31,093.02	-		
455	1319075	Const. of 16 –Seater Wc Public Toilet At Kromase	24,949.49	-		
456	1319078	Const. of 14 Seater Kvip Toilet Facility At Akrofonso	13,306.40	-		
457	1319079	Const. of 14 Seater Toilet Facility At Bankoman Shs	16,633.00	-		
458	1319083	Const. of 2 No. Brhl With Overhead Tank At Akwasiso & Dawasaso	7,210.52	-		
459	1319084	Const. of 3No. Brhls At Kona, Dawu/Tabre & Agona Sda J.H.S	1,247.47	-		

PUBLIC INVESTMENT PLAN (PIP) FOR ON-GOING PROJECTS FOR THE MTEF (2021-2024) - GH¢

MDA: Office of Government Machinery (Special Development Initiative - HQ)

Funding Source: GOG

Budget Ceiling:

85,864,439.00 59,184,190.95 54,391,692.15 3,020,205.30

			Allotment Based on the MTEF (2021-2024)			
#	Code	Contract	2021	2022	2023	2024
460	1319088	Const. of 10- Seater W/C With Mech. Brhl At Fanti New twn	29,607.70	-		
461	1319091	Const. of Brhl & Overhead St& At Dadiesoba	7,663.43	-		
462	1319095	Const. of 1 No. Water Tank & 1 No. Brhl- St Anne'S Anglican Jhs Ashtwn	5,943.82	-		
463	1319096	Const. of 10 No. Seater WC & 1 No. Brhl At Cpc Electoral Area	11,044.28	-		
464	1319097	Const. of 1 No. Mech. Brhl At Tanodumase	8,316.50	-		
465	1319098	Const. of 1 No. Mech. Brhl At Atwiagyeikrom	8,316.50	-		
466	1319099	Const. of comm'ty Centre At Binsere	33,265.99	-		
467	1319100	Const. of A 10 –Se-er Institutional Toilet WC Facility-Nkenkasu SHS	25,352.51	-		
468	1319103	12-Seater Vault Chamber Toilet At Abeti Presbyteraian S.H.S	24,949.49	-		
469	1319121	Const. of 12 Seater W/C Public Toilet At Asamankese- Roman Down	24,232.32	-		
470	1319131	Const. of 10-Seater Pour Flush At Awukugua	16,764.53	-		
471	1319132	Const. of 10-Seater Wc Institutional Toilet -Mech. Brhls & Solar Panel	33,100.92	-		
472	1319133	Const. of 4 No. Mech. Brhl	17,949.33	-		
473	1319134	Const. of 1No. 12-Seater Wc At Kwae	24,232.28	-		
474	1319136	Const. of Mech. Brhl & Polytank With A St& At Akyem Tumfa	1,663.30	-		
475	1319139	Const. of 5No. Brhls - Buakari, Adiepena,Goaso Petlinda No.1 -Ahantamo	2,079.12	-		
476	1319142	Compl'n of 6.No Mech. Brhls - St. James Sem. Meth. Tech. Voc.	25,099.19	-		

PUBLIC INVESTMENT PLAN (PIP) FOR ON-GOING PROJECTS FOR THE MTEF (2021-2024) - GH¢

MDA: Office of Government Machinery (Special Development Initiative - HQ)

Funding Source: GOG

Budget Ceiling:

85,864,439.00 59,184,190.95 54,391,692.15 3,020,205.30

			Allotment Based on the MTEF (2021-2024)			
#	Code	Contract	2021	2022	2023	2024
477	1319160	Drilling of 7 No. Brhl With H& Pumps Dist. Wide At Dist. Wide	16,633.00	-		
478	1320907	Const of bridge and filling of approaches in saboba const.	22,464.08	-		
479	1320909	Const of Hot water cent & drilling and mech. bhrl at tamale west hosp	65,691.85	-		
480	1320922	Drilling & const. of 10 no. Bhrl in 10 communities in tatale/ sanguli	29,942.72	-		
481	1420006	Furnishing of office space and computer lab at deduako, oforikrom	16,565.07	-		
482	1619032	Const. of 5-BedRm Detached Unit At Abrewapon	33,265.04	-		
483	1619033	Const. of 5-BedRm Detached Unit At Agogo Oyemeso	33,265.04	-		
484	1619036	Const. & Compl'n of Eight Chamber & Hall S/C Barrack-Asuom Station	28,522.79	-		
485	1819006	Compl'n of 1No. Police Station At Adugyama	27,873.57	-		
486	1819009	Const. of 2-Storey Police Station At Dompooase-Kumasi	4,881.70	-		
487	1919002	Const. of comm'ty Durbar Ground At Ayigyaa-Ahenbrunum	13,335.22	-		
488	1919011	Const. of Field At Tinkong	5,821.55	-		
489	1919012	Const. of Field At Korkoomu	5,821.55	-		
490	1919014	Const. of comm'ty Playing Field At Wamfie	16,633.00	-		
491	1920056	Construction of community centre at adumasa in the juaben const.	32,439.17	-		
492	1920057	Construction of durbar grounds at forifori in the afram plains south	24,926.21	-		
493	2019004	Const. of A Football Pitch At Buokrom Jhs Park	16,331.27	-		

PUBLIC INVESTMENT PLAN (PIP) FOR ON-GOING PROJECTS FOR THE MTEF (2021-2024) - GH¢

MDA: Office of Government Machinery (Special Development Initiative - HQ)

Funding Source: GOG

Budget Ceiling:

85,864,439.00 59,184,190.95 54,391,692.15 3,020,205.30

			Allotment Based on the MTEF (2021-2024)			
#	Code	Contract	2021	2022	2023	2024
494	2119021	Renov. of 3No. Open Shed (V.I.P-Type) At Klo-Agogo Mkt	16,636.52	-		
495	2119022	Const. of 2 No. 20 Bay Mkt Shed	23,290.05	-		
496	1319145	Drilling & Mechn. of 3No. Brhl At Aboaso No.3, Maasu, Tweareasie	6,174.08	-		
497	1318043	Const of 19 No.10 Str WC tl's at Awutu Senya E&W, Mfantsiman	116,714.79	-		
498	1318065	Const of 9 No.10 Str WC tl's at Kwesiminstim, Amenfi Central, Amenfi E	108,756.68	-		
499	1019081	Const. of Concrete Bridge At Daban & Benumso	25,783.45	-		
500	1319081	Const. of 10-Seater Wc At Manso Ayirebikrom	23,286.19	-		
501	1319143	Compl'n of 7.No Mech. Brhls -5000 Litres Polytank At Atoase - Abonsuam	29,282.39	-		
502	1319146	Mechn. of 5No. Existing Brhls At Sukura - Asensu No.3	13,306.40	-		
503	2119015	Const. of Pavillion For Kente Weavers At Agyakoboho	21,562.14	-		
504	1318092	Const of 9 No. CBM-SPWS at Kwesiminstim, Amenfi Cntr'l, Amenfi E	155,525.15	-		
505	1318174	Const. of 15 No. 10 W/C - Akrofoum, Odotobri, Obsi E., Obsi W.	306,455.82	-		
506	1019070	Const. of U-Culvert On Wungu-Loagri DFR In Walewale Constituency	33,161.04	-		
507	1019073	Xpan of Sangbaa-Jel&o Feeder Rd In T-ale/Sanguli Constcy - Sangbaa-Jel	23,304.44	-		
508	1019099	Paving & Const. of U-Drain At Denyase	33,265.99	-		
509	1319038	Driln of 6 No. Brhls, Pad Const.- Kwabenaka Bosu - Mayamam	18,295.96	-		
510	1319085	Const. of comm'ty Centre (Phase 1) At Nsiana	33,265.99	-		

PUBLIC INVESTMENT PLAN (PIP) FOR ON-GOING PROJECTS FOR THE MTEF (2021-2024) - GH¢

MDA: Office of Government Machinery (Special Development Initiative - HQ)

Funding Source: GOG

Budget Ceiling:

85,864,439.00 59,184,190.95 54,391,692.15 3,020,205.30

			Allotment Based on the MTEF (2021-2024)			
#	Code	Contract	2021	2022	2023	2024
511	1319101	Const. of comm'ty Centre At Kodie	31,663.45	-		
512	1319580	Drilling of 25 Boreholes at YUNYOO CONST'CY	27,716.23	-		
513	1319581	Drilling&Mechanization of 6 Boreholes at YUNYOO CONST'CY	27,716.23	-		
514	1920051	Const. of community library at mpreaso town in the mpreaso const	33,265.99	-		
515	2119016	Const. of Stores & Stalls At Denyase	33,265.99	-		
516	1019093	Rehab of Feeder Road (Phase 3) (Km: 6.00-9.60) At Drobonso-Gyeduako	6,347.78	-		
517	1019094	Rehab of Feeder Road (Phase 2) (Km: 3.00-6.00) At Drobonso-Gyeduako	11,898.11	-		
518	1019095	Rehab of Feeder Road (Phase 1) (Km: 0.00-3.00) At Drobonso-Gyeduako	8,211.31	-		
519	1019113	Const. of Double 3.0 Mx 3.0M Culvert At Debibi-B&a Wai Feeder Road	32,563.21	-		
520	1019114	Const. of Critical Culverts-Tainso--Mfodw & Yabraso-Kwaikesiem DFR	29,840.47	-		
521	1019115	Const. of 2No. Culverts At Adamu Jn.-Agyawiam Jn.-Apayeso DFR	20,681.39	-		
522	1319028	Drilling & Const. of 5No. Brhl At Kpalung	16,633.00	-		
523	1319086	Const. of comm'ty Centre (Phase 2) At Nsiana	33,265.99	-		
524	1319087	Const. of comm'ty Centre (Phase 3) At Nsiana	16,633.00	-		
525	1319151	Evacuation of Refuse Dump At Prang, Abease & Zabrama	32,569.57	-		
526	1519009	Supply of Streetlights At All Nine Electoral Ares	9,148.15	-		
527	1519011	Procurement of 125 No.8M Treated Wooden Electric Poles	16,633.00	-		

PUBLIC INVESTMENT PLAN (PIP) FOR ON-GOING PROJECTS FOR THE MTEF (2021-2024) - GH¢

MDA: Office of Government Machinery (Special Development Initiative - HQ)

Funding Source: GOG

Budget Ceiling:

85,864,439.00 59,184,190.95 54,391,692.15 3,020,205.30

			Allotment Based on the MTEF (2021-2024)			
#	Code	Contract	2021	2022	2023	2024
528	1919003	Const. of 1No. Social Center At Duase	33,265.83	-		
529	1919004	Const. of 1No. Social Center At Ampaha	33,265.99	-		
530	1919005	Const. of 1No. Training Center At Anyanso	16,633.00	-		
531	1919015	Const. of Mini Durbar Ground At Terchire	9,979.80	-		
532	2019002	Const. of A Football Pitch At Mooshie Zongo	16,497.60	-		
533	2019003	Const. of A Football Pitch At Krofrom E.	16,580.77	-		
534	0219139	Renov./Cladding In Bolga E. of 2 No. Pavilions-Dulugu P/S In Bolga E.	19,959.60	-		
535	1319059	Sitting, Drilling, Instln & Const. of 7 No. Brhl At Bolga E.	997.98	-		
536	1319542	Drilling & Const. of Boreholes at Nyariga	623.74	-		
537	2119046	Const. of comm'ty Mkt At Camp 16	11,547.71	-		
538	2119047	Const. of comm'ty Mkt At Dadieso	98,882.03	-		
539	2119048	Const. of comm'ty Mkt At Essam Dabiso	11,560.41	-		
540	2119049	Const. of comm'ty Mkt At Elubo	106,737.04	-		
541	2119052	Const. of comm'ty Mkt Atanhwianso	3,897.59	-		
542	2119054	Const. of comm'ty Mkt At Shama	3,837.99	-		
543	2119058	Const. of comm'ty Mkt At Otuam	3,943.89	-		
544	2119059	Const. of comm'ty Mkt At Essuhyia	3,943.89	-		

PUBLIC INVESTMENT PLAN (PIP) FOR ON-GOING PROJECTS FOR THE MTEF (2021-2024) - GH¢

MDA: Office of Government Machinery (Special Development Initiative - HQ)

Funding Source: GOG

Budget Ceiling:

85,864,439.00 59,184,190.95 54,391,692.15 3,020,205.30

			Allotment Based on the MTEF (2021-2024)			
#	Code	Contract	2021	2022	2023	2024
545	2119060	Const. of comm'ty Mkt At Iron City (Kasoa)	153,613.96	-		
546	2119061	Const. of comm'ty Mkt At Asutware	67,038.98	-		
547	2119062	Const. of comm'ty Mkt At Taifa Burkina Mkt, Dome Kwabenya C.	19,753.45	-		
548	2119064	Const. of comm'ty Mkt At Kpakpotse-Manfokrom	52,602.55	-		
549	2119065	Const. of comm'ty Mkt At Nsawam Main Mkt	121,362.18	-		
550	2119067	Const. of comm'ty Mkt At Asemema	10,657.44	-		
551	2119068	Const. of comm'ty Mkt At Achiase Agric	40,226.04	-		
552	2119070	Const. of comm'ty Mkt At Adawso Mkt	21,168.94	-		
553	2119071	Const. of comm'ty Mkt Atpokrom-Nsabo	57,020.26	-		
554	2119072	Const. of comm'ty Mkt Atehiamekyene Mkt	4,880.77	-		
555	2119073	Const. of comm'ty Mkt Atagomenya Mkt	4,007.17	-		
556	2119076	Const. of comm'ty Mkt At Asumura	3,827.07	-		
557	2119077	Const. of comm'ty Mkt At Berekum	4,001.47	-		
558	2119078	Const. of comm'ty Mkt At Wamfie	114,349.87	-		
559	2119079	Const. of comm'ty Mkt At Krakrom	4,081.75	-		
560	2119080	Const. of comm'ty Mkt At Drobo	8,899.48	-		
561	2119081	Const. of comm'ty Mkt At Nsuta	83,224.21	-		

PUBLIC INVESTMENT PLAN (PIP) FOR ON-GOING PROJECTS FOR THE MTEF (2021-2024) - GH¢

MDA: Office of Government Machinery (Special Development Initiative - HQ)

Funding Source: GOG

Budget Ceiling:

85,864,439.00 59,184,190.95 54,391,692.15 3,020,205.30

			Allotment Based on the MTEF (2021-2024)			
#	Code	Contract	2021	2022	2023	2024
562	2119082	Const. of comm'ty Mkt At Akrofuom	82,662.01	-		
563	2119083	Const. of comm'ty Mkt At Kokote	75,659.03	-		
564	2119086	Const. of comm'ty Mkt At Asokwa	114,163.94	-		
565	2119087	Const. of comm'ty Mkt At Asempa Naye	80,374.03	-		
566	2119088	Const. of comm'ty Mkt At Adugyama	85,186.15	-		
567	2119089	Const. of comm'ty Mkt At Wioso	4,194.70	-		
568	2119091	Const. of comm'ty Mkt At Kumdi	36,220.79	-		
569	2119092	Const. of comm'ty Mkt At Kpatinga	50,862.51	-		
570	2119093	Const. of comm'ty Mkt At Soe	3,773.12	-		
571	2119094	Const. of comm'ty Mkt At Kwaaso	5,171.98	-		
572	2119095	Const. of comm'ty Mkt At Yabi	4,008.90	-		
573	2119096	Const. of comm'ty Mkt At Kunpese	3,861.98	-		
574	2119097	Const. of comm'ty Mkt At Tapa & Maaban	88,633.23	-		
575	2119100	Const. of comm'ty Mkt At Asiwa	110,195.18	-		
576	0219104	Const. of 1No. 3-Unit classrm blk With 4-Seater Kvip & Urinal At Guno	831.60	-		
577	0219109	Cladding of 3-Unit classrm blk At Idrisiya L/A Primary Sch	469.03	-		
578	0219115	Const. of 1 No. 3 Unit CRLB, office & Store -Anci. Fctys At Nibrasiya	11,596.00	-		

PUBLIC INVESTMENT PLAN (PIP) FOR ON-GOING PROJECTS FOR THE MTEF (2021-2024) - GH¢

MDA: Office of Government Machinery (Special Development Initiative - HQ)

Funding Source: GOG

Budget Ceiling:

85,864,439.00 59,184,190.95 54,391,692.15 3,020,205.30

			Allotment Based on the MTEF (2021-2024)			
#	Code	Contract	2021	2022	2023	2024
579	0219120	Const. & Furnishing of 1No. 3-Unit CRLB With Anci. Fctys At Larabanga	1,654.98	-		
580	0219124	Rehabilitation of 1No. 3-Unit classrm blk At Donkompe	498.99	-		
581	0219145	Const. of 1No. 3 Unit classrm blk, office & Urinal At Jenbob	2,188.82	-		
582	0219161	Const. of 3- Unit classrm blk At Fumso	2,004.28	-		
583	0219166	Const. of 3-Unit classrm blk At Patakro	13,188.67	-		
584	0219171	Renov. of 3 Unit classrm blk At Abourtem	9,979.80	-		
585	0219175	Const. of 1 No. 3 Unit CRLB -office Space(ph 1) At Deduako comm'ty	26,038.34	-		
586	0219179	Const. of 2 Unit K.G blk With Ancillary Facilities At Apemka	33,208.11	-		
587	0219180	Const. of 2 Unit K.G blk With Ancillary Facilities At Nankanta	33,208.11	-		
588	0219181	Const. of 1No. 3 Unit classrm blk At New Pranyinase	15,735.48	-		
589	0219189	Const. of 3-Unit K.G blk-Atonso D.A Sch- Nsuta Kwamang BeposoConstcy	3,512.84	-		
590	0219190	Const. of 3-Unit classrm blk	6,102.63	-		
591	0219194	Renov. of 6-Unit classrm blk At Danteng Primary Sch	20,189.46	-		
592	0219195	Renov. of 3-Unit classrm blk With office At M/A Primary Sch-Kwamang	1,225.75	-		
593	0219205	Const. of 1No. 3 Unit CRLB-office,Store & Rm At Apiatu Jhs Sch-Amanase	15,222.61	-		
594	0219211	Const. of 2-Unit Kg blk With Ancillary Facilities At Ahwerase	1,400.66	-		
595	0219215	Const. of 1No. 3-Unit classrm blk At Odumase Anglican Upper Pri Sch	1,663.20	-		

PUBLIC INVESTMENT PLAN (PIP) FOR ON-GOING PROJECTS FOR THE MTEF (2021-2024) - GH¢

MDA: Office of Government Machinery (Special Development Initiative - HQ)

Funding Source: GOG

Budget Ceiling:

85,864,439.00 59,184,190.95 54,391,692.15 3,020,205.30

			Allotment Based on the MTEF (2021-2024)			
#	Code	Contract	2021	2022	2023	2024
596	0219227	Const. of 1No. 2-BedRm Teachers Qrts At Tanoso Kwarteng Ankomah S.H.S	30,809.56	-		
597	0219228	Const. of 1No. 2-BedRm Teachers Qrts At Nsuta Yeboah Asuamah S.H.S	11,082.49	-		
598	0219230	Const. of 1No. 3 Unit CRLB -Anci. Fcty At African Faith P/S At Nsoatre	28,574.79	-		
599	0220245	Const of 1no. 2-unit KG block with ancillary facilities at abuohia	33,265.99	-		
600	0220253	Const. of 1no. 3-unit classroom blk at odumase at abuakwa south const.	1,662.46	-		
601	0220255	Const. of 3-unit classroom block at nganko in the nadwoli kaleo const.	17,347.42	-		
602	0220260	Procurement of 300 dual desk for basic in lambussie const.	456.73	-		
603	0220266	Prvsn of 300 Dual, 200 Mono desks at selected schools in sene E	4,198.62	-		
604	0220269	Prvsn of furniture to guno primary school at guno in nanton const.	164.87	-		
605	0319003	Compl'n of classrm blk At Kofiase Sda Shs	1,236.76	-		
606	0319005	Rehab of A 4-Unit classrm blk For Nkenkaasu Senior High Sch	26,424.71	-		
607	0319010	Const. of Kitchen Facility At Vakpo Senior High Technical Sch	3,293.60	-		
608	0518015	Construction of clinic at Salaga North	9,116.24	-		
609	0518028	Construction of clinic at Atimokwa	114,151.19	-		
610	0519080	Renov. of Hlth Centre & Const. of Two(2) Rms office Space At Lungni	1,122.73	-		
611	0519087	Rehab of Tamale Metro Hlth Directorate At Gumani	1,261.33	-		
612	0519091	Const. of Chps Compound At Taffiasi	681.53	-		

PUBLIC INVESTMENT PLAN (PIP) FOR ON-GOING PROJECTS FOR THE MTEF (2021-2024) - GH¢

MDA: Office of Government Machinery (Special Development Initiative - HQ)

Funding Source: GOG

Budget Ceiling:

85,864,439.00 59,184,190.95 54,391,692.15 3,020,205.30

			Allotment Based on the MTEF (2021-2024)			
#	Code	Contract	2021	2022	2023	2024
613	0519094	Const. of Chps Compound at Wuling	692.87	-		
614	0519099	Renov. of comm'ty Maternity blk At Okaikoi	1,662.25	-		
615	0519126	Rehab of Former Female Ward Into Vip Ward At Dunkwa Government Hosp.	17,002.46	-		
616	0519293	Const of Maten'ty Blk & Sply of Hosp Equip't at Ksi Sth Hosp-atonsu	-	-		
617	0520002	Construction of CHIPS Compound Savelugu	16,627.04	-		
618	0520127	Prvsn of hosp beds & furn to 3no. Chps cmpnd at wayamba gburimani,tali	753.28	-		
619	0520129	Prvsn of furniture & logistics at health facility in Ahafo Ano S-W	1,131.46	-		
620	0620070	Prcm't of devices for Refurb of pediatric ward at mankranso govt hosp	1,699.14	-		
621	1319150	Const. of 8- Seater Wc At Fiapre S/C Sch	16,633.00	-		
622	1320911	Const. of 10-seater w/c at tuobodom in the techiman north const	32,912.62	-		
623	1519010	Supply of 105- Low Voltage Electricity Poles (8 Metres)- Amantin Schs	17,115.35	-		
624	1619034	Renov. of Bungalow No. 24 -Mampong Government Hosp.	6,144.23	-		
625	1619040	Const. of 1No. Two BedRm as hdqtrs Bungalow At Denkyira Brofoyedru	1,663.30	-		
626	1620130	Const. of 1no. 2-storey bdrm nurses quarters at breman west sda hosp	3,326.76	-		
627	2120153	Prvsn & instl of a set rice processing machines at jonshegu in tamale S	2,701.07	-		
628	2119011	Const. of Mkt Stalls At Pelungu Mkt	33,265.99	-		
629	1218031	Construction of 10 No. 1000 Metric Tons Prefabricated Grain Warehouse	4,490,909.01	-		

PUBLIC INVESTMENT PLAN (PIP) FOR ON-GOING PROJECTS FOR THE MTEF (2021-2024) - GH¢

MDA: Office of Government Machinery (Special Development Initiative - HQ)

Funding Source: GOG

Budget Ceiling:

85,864,439.00 59,184,190.95 54,391,692.15 3,020,205.30

			Allotment Based on the MTEF (2021-2024)			
#	Code	Contract	2021	2022	2023	2024
630	1218033	Construction of 10 No. 1000 Metric Tons Prefabricated Grain Warehouse	1,018,144.97	-		
631	0518006	Construction of clinic at Achiase	108,376.16	-		
632	0518016	Construction of clinic at Asante Akim Central	81,942.33	-		
633	0518023	Construction of clinic at Buem	182,307.38	-		
634	0518008	Construction of clinic at Suhum	24,176.76	-		
635	0518009	Construction of clinic at Bortianor	93,510.40	-		
636	0518012	Construction of clinic at Bimbilla	92,466.23	-		
637	0518014	Construction of clinic at Garu Tempene	92,527.72	-		
638	0518021	Construction of clinic at Balsa South	100,619.79	-		
639	0518025	Construction of clinic at Sekyere Afram Plains	182,322.69	-		
640	1319061	Const. of & Instl of H& Pump For Eleven (11) Brhls-Tempene Constcy	651.35	-		
641	2119053	Const. of comm'ty Mkt At Juaboso	82,959.34	-		
642	0518011	Construction of clinic at Kpandai	182,648.57	-		
643	1118001	Construction of 2 No. Small Dams at NABDAM	46,240.65	-		
644	1118002	Construction of 2 No. Small Dams at NABDAM	58,136.50	-		
645	1119043	Const. of 2 No. Small Dams at TATALE SANGULI	13,465.64	-		
646	1218034	Construction of 10 No. 1000 Metric Tons Prefabricated Grain Warehouse	1,191,268.40	-		

PUBLIC INVESTMENT PLAN (PIP) FOR ON-GOING PROJECTS FOR THE MTEF (2021-2024) - GH¢

MDA: Office of Government Machinery (Special Development Initiative - HQ)

Funding Source: GOG

Budget Ceiling:

85,864,439.00 59,184,190.95 54,391,692.15 3,020,205.30

			Allotment Based on the MTEF (2021-2024)			
#	Code	Contract	2021	2022	2023	2024
647	2119050	Const. of comm'ty Mkt At Enchi	99,964.72	-		
648	2119055	Const. of comm'ty Mkt At Subin	104,074.38	-		
649	2119074	Const. of comm'ty Mkt At official twm	83,008.95	-		
650	2119090	Const. of comm'ty Mkt At Salayile	3,800.40	-		
651	0219157	Const. of 1- No. 3 Unit classrm blk -Ancillary Facilities At Jimpensi	17,575.96	-		
652	0520124	Const. of 1 no. 3-unit pavillion at madi in the sene east const.	4,759.21	-		
653	1117002	Construction of 2 No. Small Dams at TELENSI	117,508.63	-		
654	1117003	Construction of 2 No. Small Dams at NAVRONGO	48,788.70	-		
655	1117004	Construction of 2 No. Small Dams at NAVRONGO	47,039.78	-		
656	1117006	Construction of 2 No. Small Dams at NAVRONGO	35,577.80	-		
657	1117007	Construction of 2 No. Small Dams at NAVRONGO	35,144.82	-		
658	1117009	Construction of 2 No. Small Dams at CHIANA PAGA	37,614.07	-		
659	1117010	Construction of 2 No. Small Dams at CHIANA PAGA	21,720.96	-		
660	1117011	Construction of 2 No. Small Dams at CHIANA PAGA	34,990.94	-		
661	1117013	Construction of 2 No. Small Dams at BULISA SOUTH	34,647.90	-		
662	1117015	Construction of 2 No. Small Dams at BULISA SOUTH	70,664.66	-		
663	1117016	Construction of 2 No. Small Dams at BULISA SOUTH	40,210.73	-		

PUBLIC INVESTMENT PLAN (PIP) FOR ON-GOING PROJECTS FOR THE MTEF (2021-2024) - GH¢

MDA: Office of Government Machinery (Special Development Initiative - HQ)

Funding Source: GOG

Budget Ceiling:

85,864,439.00 59,184,190.95 54,391,692.15 3,020,205.30

			Allotment Based on the MTEF (2021-2024)			
#	Code	Contract	2021	2022	2023	2024
664	1117017	Construction of 2 No. Small Dams at BULISA SOUTH	38,701.00	-		
665	1117020	Construction of 2 No. Small Dams at BULISA NORTH	39,538.51	-		
666	1117021	Construction of 2 No. Small Dams at BULISA NORTH	34,847.08	-		
667	1117022	Construction of 2 No. Small Dams at BULISA NORTH	111,780.40	-		
668	1117023	Construction of 2 No. Small Dams at BINDURI	36,018.15	-		
669	1117024	Construction of 2 No. Small Dams at BINDURI	48,190.29	-		
670	1117025	Construction of 2 No. Small Dams at BINDURI	37,420.34	-		
671	1117026	Construction of 2 No. Small Dams at BINDURI	74,981.15	-		
672	1117027	Construction of 2 No. Small Dams at BINDURI	37,890.20	-		
673	1117028	Construction of 2 No. Small Dams at PUSIGA	29,451.36	-		
674	1117030	Construction of 2 No. Small Dams at PUSIGA	109,694.77	-		
675	1117033	Construction of 2 No. Small Dams at GARU	39,376.61	-		
676	1117035	Construction of 2 No. Small Dams at GARU	46,015.90	-		
677	1117036	Construction of 2 No. Small Dams at GARU	95,037.24	-		
678	1117037	Construction of 2 No. Small Dams at GARU	35,272.90	-		
679	1117038	Construction of 2 No. Small Dams at BOLGA EAST	39,260.90	-		
680	1117043	Construction of 2 No. Small Dams at BOLGA WEST	36,034.56	-		

PUBLIC INVESTMENT PLAN (PIP) FOR ON-GOING PROJECTS FOR THE MTEF (2021-2024) - GH¢

MDA: Office of Government Machinery (Special Development Initiative - HQ)

Funding Source: GOG

Budget Ceiling:

85,864,439.00 59,184,190.95 54,391,692.15 3,020,205.30

			Allotment Based on the MTEF (2021-2024)			
#	Code	Contract	2021	2022	2023	2024
681	1117045	Construction of 2 No. Small Dams at BOLGA WEST	33,537.34	-		
682	1117047	Construction of 2 No. Small Dams at BOLGA WEST	112,800.16	-		
683	1117051	Construction of 2 No. Small Dams at BONGO	33,609.04	-		
684	1117053	Construction of 2 No. Small Dams at BAWKU CENTRAL	53,117.77	-		
685	1117054	Construction of 2 No. Small Dams at BAWKU CENTRAL	38,430.24	-		
686	1117055	Construction of 2 No. Small Dams at BAWKU CENTRAL	42,358.55	-		
687	1117056	Construction of 2 No. Small Dams at BAWKU CENTRAL	39,387.51	-		
688	1117057	Construction of 2 No. Small Dams at BAWKU CENTRAL	38,527.47	-		
689	1117058	Construction of 2 No. Small Dams at ZEBILLA	34,925.45	-		
690	1117059	Construction of 2 No. Small Dams at ZEBILLA	36,004.55	-		
691	1117060	Construction of 2 No. Small Dams at ZEBILLA	33,939.14	-		
692	1117061	Construction of 2 No. Small Dams at ZEBILLA	33,327.35	-		
693	1117062	Construction of 2 No. Small Dams at ZEBILLA	72,420.48	-		
694	1117064	Construction of 2 No. Small Dams at TAMPANE	107,843.52	-		
695	1117065	Construction of 2 No. Small Dams at TAMPANE	40,720.99	-		
696	1117066	Construction of 2 No. Small Dams at TAMPANE	80,579.23	-		
697	1117067	Construction of 2 No. Small Dams at TAMPANE	33,896.58	-		

PUBLIC INVESTMENT PLAN (PIP) FOR ON-GOING PROJECTS FOR THE MTEF (2021-2024) - GH¢

MDA: Office of Government Machinery (Special Development Initiative - HQ)

Funding Source: GOG

Budget Ceiling:

85,864,439.00 59,184,190.95 54,391,692.15 3,020,205.30

			Allotment Based on the MTEF (2021-2024)			
#	Code	Contract	2021	2022	2023	2024
698	1117068	Construction of 2 No. Small Dams at WA WEST	35,318.30	-		
699	1117070	Construction of 2 No. Small Dams at WA WEST	36,118.58	-		
700	1117071	Construction of 2 No. Small Dams at WA WEST	36,368.28	-		
701	1117076	Construction of 2 No. Small Dams at WA EAST	34,042.10	-		
702	1117079	Construction of 2 No. Small Dams at LAMBUSIE	27,755.98	-		
703	1117081	Construction of 2 No. Small Dams at LAMBUSIE	33,308.83	-		
704	1117087	Construction of 2 No. Small Dams at JIRABA	38,415.24	-		
705	1117093	Construction of 2 No. Small Dams at NANDOM	35,094.21	-		
706	1117094	Construction of 2 No. Small Dams at NANDOM	42,169.36	-		
707	1117097	Construction of 2 No. Small Dams at NANDOM	36,705.24	-		
708	1117100	Construction of 2 No. Small Dams at TOLON	31,903.64	-		
709	1117104	Construction of 2 No. Small Dams at KUMBUNGU	32,775.77	-		
710	1117105	Construction of 2 No. Small Dams at KUMBUNGU	45,114.60	-		
711	1117106	Construction of 2 No. Small Dams at KUMBUNGU	33,581.54	-		
712	1117108	Construction of 2 No. Small Dams at KUMBUNGU	34,822.82	-		
713	1117109	Construction of 2 No. Small Dams at ZABZUGU	112,732.05	-		
714	1117111	Construction of 2 No. Small Dams at ZABZUGU	37,995.57	-		

PUBLIC INVESTMENT PLAN (PIP) FOR ON-GOING PROJECTS FOR THE MTEF (2021-2024) - GH¢

MDA: Office of Government Machinery (Special Development Initiative - HQ)

Funding Source: GOG

Budget Ceiling:

85,864,439.00 59,184,190.95 54,391,692.15 3,020,205.30

			Allotment Based on the MTEF (2021-2024)			
#	Code	Contract	2021	2022	2023	2024
715	1117113	Construction of 2 No. Small Dams at ZABZUGU	52,282.74	-		
716	1117114	Construction of 2 No. Small Dams at SANARIGU	34,084.45	-		
717	1117115	Construction of 2 No. Small Dams at SANARIGU	111,126.87	-		
718	1117117	Construction of 2 No. Small Dams at SANARIGU	98,731.74	-		
719	1117121	Construction of 2 No. Small Dams at NALERIGU	35,463.22	-		
720	1117123	Construction of 2 No. Small Dams at NALERIGU	36,120.06	-		
721	1117124	Construction of 2 No. Small Dams at WALEWALE	34,268.61	-		
722	1117126	Construction of 2 No. Small Dams at WALEWALE	46,728.07	-		
723	1117127	Construction of 2 No. Small Dams at WALEWALE	42,102.07	-		
724	1117130	Construction of 2 No. Small Dams at DABOYA-MAARIGU	39,994.50	-		
725	1117131	Construction of 2 No. Small Dams at DABOYA-MAARIGU	46,351.42	-		
726	1117132	Construction of 2 No. Small Dams at DABOYA-MAARIGU	44,926.12	-		
727	1117133	Construction of 2 No. Small Dams at DABOYA-MAARIGU	44,739.43	-		
728	1117134	Construction of 2 No. Small Dams at KARAKA	115,013.95	-		
729	1117135	Construction of 2 No. Small Dams at KARAKA	43,659.78	-		
730	1117136	Construction of 2 No. Small Dams at KARAKA	39,956.22	-		
731	1117137	Construction of 2 No. Small Dams at KARAKA	35,914.73	-		

PUBLIC INVESTMENT PLAN (PIP) FOR ON-GOING PROJECTS FOR THE MTEF (2021-2024) - GH¢

MDA: Office of Government Machinery (Special Development Initiative - HQ)

Funding Source: GOG

Budget Ceiling:

85,864,439.00 59,184,190.95 54,391,692.15 3,020,205.30

			Allotment Based on the MTEF (2021-2024)			
#	Code	Contract	2021	2022	2023	2024
732	1117142	Construction of 2 No. Small Dams at TATALE SANGULI	35,804.73	-		
733	1117143	Construction of 2 No. Small Dams at TATALE SANGULI	13,465.64	-		
734	1118003	Construction of 2 No. Small Dams at NABDAM	35,675.24	-		
735	1118005	Construction of 2 No. Small Dams at NABDAM	41,699.69	-		
736	1118007	Construction of 2 No. Small Dams at TELENSI	35,882.01	-		
737	1118008	Construction of 2 No. Small Dams at TELENSI	40,457.15	-		
738	1118009	Construction of 2 No. Small Dams at SISSALA EAST	38,543.80	-		
739	1118010	Construction of 2 No. Small Dams at SISSALA EAST	53,614.49	-		
740	1118011	Construction of 2 No. Small Dams at SISSALA EAST	76,653.93	-		
741	1118012	Construction of 2 No. Small Dams at SISSALA WEST	33,626.62	-		
742	1118013	Construction of 2 No. Small Dams at SISSALA WEST	36,445.16	-		
743	1118014	Construction of 2 No. Small Dams at SISSALA WEST	113,704.65	-		
744	1118015	Construction of 2 No. Small Dams at SISSALA WEST	40,889.17	-		
745	1118016	Construction of 2 No. Small Dams at SISSALA WEST	38,183.03	-		
746	1118017	Construction of 2 No. Small Dams at NADOWLI/KALEO	40,003.29	-		
747	1118019	Construction of 2 No. Small Dams at NADOWLI/KALEO	39,982.85	-		
748	1118020	Construction of 2 No. Small Dams at NADOWLI/KALEO	74,333.03	-		

PUBLIC INVESTMENT PLAN (PIP) FOR ON-GOING PROJECTS FOR THE MTEF (2021-2024) - GH¢

MDA: Office of Government Machinery (Special Development Initiative - HQ)

Funding Source: GOG

Budget Ceiling:

85,864,439.00 59,184,190.95 54,391,692.15 3,020,205.30

			Allotment Based on the MTEF (2021-2024)			
#	Code	Contract	2021	2022	2023	2024
749	1118021	Construction of 2 No. Small Dams at NADOWLI/KALEO	107,187.02	-		
750	1118024	Construction of 2 No. Small Dams at DAFIAMA-BUSIE-ISSA	36,278.18	-		
751	1118026	Construction of 2 No. Small Dams at DAFIAMA-BUSIE-ISSA	31,815.22	-		
752	1118027	Construction of 2 No. Small Dams at WA CENTRAL	38,867.46	-		
753	1118029	Construction of 2 No. Small Dams at WA CENTRAL	35,342.25	-		
754	1118031	Construction of 2 No. Small Dams at WA CENTRAL	34,945.16	-		
755	1118032	Construction of 2 No. Small Dams at BOLE	36,817.63	-		
756	1118033	Construction of 2 No. Small Dams at SABOBA	33,768.24	-		
757	1118034	Construction of 2 No. Small Dams at BOLE	33,686.93	-		
758	1118035	Construction of 2 No. Small Dams at BOLE	114,767.67	-		
759	1118036	Construction of 2 No. Small Dams at BOLE	114,767.67	-		
760	1118038	Construction of 2 No. Small Dams at SAWLA-TUNA-KALBA	109,110.54	-		
761	1118039	Construction of 2 No. Small Dams at SAWLA-TUNA-KALBA	45,588.96	-		
762	1118041	Construction of 2 No. Small Dams at SAWLA-TUNA-KALBA	34,438.20	-		
763	1118042	Construction of 2 No. Small Dams at SAWLA-TUNA-KALBA	37,352.02	-		
764	1118043	Construction of 2 No. Small Dams at DAMANGO	114,767.67	-		
765	1118044	Construction of 2 No. Small Dams at DAMANGO	74,288.40	-		

PUBLIC INVESTMENT PLAN (PIP) FOR ON-GOING PROJECTS FOR THE MTEF (2021-2024) - GH¢

MDA: Office of Government Machinery (Special Development Initiative - HQ)

Funding Source: GOG

Budget Ceiling:

85,864,439.00 59,184,190.95 54,391,692.15 3,020,205.30

			Allotment Based on the MTEF (2021-2024)			
#	Code	Contract	2021	2022	2023	2024
766	1118046	Construction of 2 No. Small Dams at DAMANGO	58,864.07	-		
767	1118047	Construction of 2 No. Small Dams at DAMANGO	50,042.75	-		
768	1118048	Construction of 2 No. Small Dams at BUNKPRUGU	34,033.26	-		
769	1118049	Construction of 2 No. Small Dams at BUNKPRUGU	10,717.62	-		
770	1118050	Construction of 2 No. Small Dams at BUNKPRUGU	22,556.06	-		
771	1118053	Construction of 2 No. Small Dams at YUNYOO	40,487.31	-		
772	1118054	Construction of 2 No. Small Dams at YUNYOO	42,201.55	-		
773	1118055	Construction of 2 No. Small Dams at YUNYOO	83,869.25	-		
774	1118056	Construction of 2 No. Small Dams at YUNYOO	33,596.02	-		
775	1118058	Construction of 2 No. Small Dams at CHREREPONI	36,106.07	-		
776	1118060	Construction of 2 No. Small Dams at CHREREPONI	34,081.93	-		
777	1118061	Construction of 2 No. Small Dams at CHREREPONI	40,166.14	-		
778	1118062	Construction of 2 No. Small Dams at CHREREPONI	44,458.73	-		
779	1118063	Construction of 2 No. Small Dams at SABOBA	33,768.24	-		
780	1118064	Construction of 2 No. Small Dams at SABOBA	34,170.95	-		
781	1118065	Construction of 2 No. Small Dams at SABOBA	113,315.07	-		
782	1118067	Construction of 2 No. Small Dams at SALAGA SOUTH	43,998.37	-		

PUBLIC INVESTMENT PLAN (PIP) FOR ON-GOING PROJECTS FOR THE MTEF (2021-2024) - GH¢

MDA: Office of Government Machinery (Special Development Initiative - HQ)

Funding Source: GOG

Budget Ceiling:

85,864,439.00 59,184,190.95 54,391,692.15 3,020,205.30

			Allotment Based on the MTEF (2021-2024)			
#	Code	Contract	2021	2022	2023	2024
783	1118069	Construction of 2 No. Small Dams at SALAGA SOUTH	111,454.86	-		
784	1118070	Construction of 2 No. Small Dams at SALAGA SOUTH	34,820.64	-		
785	1118073	Construction of 2 No. Small Dams at SALAGA NORTH	114,767.67	-		
786	1118075	Construction of 2 No. Small Dams at SALAGA NORTH	114,767.67	-		
787	1118076	Construction of 2 No. Small Dams at SALAGA NORTH	34,995.74	-		
788	1118079	Construction of 2 No. Small Dams at GUSHEGU	62,066.68	-		
789	1118080	Construction of 2 No. Small Dams at GUSHEGU	30,153.55	-		
790	1118084	Construction of 2 No. Small Dams at KPANDAI	44,634.56	-		
791	1118085	Construction of 2 No. Small Dams at KPANDAI	44,634.56	-		
792	1118089	Construction of 2 No. Small Dams at BIMBILLA	58,995.44	-		
793	1118090	Construction of 2 No. Small Dams at BIMBILLA	50,365.03	-		
794	1118092	Construction of 2 No. Small Dams at WULENSI	48,224.13	-		
795	1118093	Construction of 2 No. Small Dams at WULENSI	41,503.22	-		
796	1118095	Construction of 2 No. Small Dams at WULENSI	42,439.84	-		
797	1118096	Construction of 2 No. Small Dams at WULENSI	113,876.54	-		
798	1118097	Construction of 2 No. Small Dams at NANTON	34,011.60	-		
799	1118098	Construction of 2 No. Small Dams at NANTON	33,555.82	-		

PUBLIC INVESTMENT PLAN (PIP) FOR ON-GOING PROJECTS FOR THE MTEF (2021-2024) - GH¢

MDA: Office of Government Machinery (Special Development Initiative - HQ)

Funding Source: GOG

Budget Ceiling:

85,864,439.00 59,184,190.95 54,391,692.15 3,020,205.30

			Allotment Based on the MTEF (2021-2024)			
#	Code	Contract	2021	2022	2023	2024
800	1118103	Construction of 2 No. Small Dams at SAVELLEGU	40,325.33	-		
801	1118104	Construction of 2 No. Small Dams at SAVELLEGU	33,725.32	-		
802	1118106	Construction of 2 No. Small Dams at SAVELLEGU	41,045.51	-		
803	1118107	Construction of 2 No. Small Dams at TAMALE NORTH	54,904.89	-		
804	1118108	Construction of 2 No. Small Dams at TAMALE NORTH	45,129.09	-		
805	1118111	Construction of 2 No. Small Dams at TAMALE NORTH	42,418.13	-		
806	1118112	Construction of 2 No. Small Dams at TAMALE SOUTH	37,242.22	-		
807	1118113	Construction of 2 No. Small Dams at TAMALE SOUTH	37,841.54	-		
808	1118122	Construction of 2 No. Small Dams at YAPEI-KUSAWGU	44,860.01	-		
809	1118123	Construction of 2 No. Small Dams at YAPEI-KUSAWGU	44,382.03	-		
810	1118124	Construction of 2 No. Small Dams at YAPEI-KUSAWGU	24,862.55	-		
811	1118125	Construction of 2 No. Small Dams at YAPEI-KUSAWGU	115,508.92	-		
812	1118126	Construction of 2 No. Small Dams at YAPEI-KUSAWGU	115,508.92	-		
813	1118127	Construction of 2 No. Small Dams at MION	2,432.53	-		
814	1118128	Construction of 2 No. Small Dams at MION	115,826.78	-		
815	1118129	Construction of 2 No. Small Dams at MION	115,826.78	-		
816	1118130	Construction of 2 No. Small Dams at MION	21,907.49	-		

PUBLIC INVESTMENT PLAN (PIP) FOR ON-GOING PROJECTS FOR THE MTEF (2021-2024) - GH¢

MDA: Office of Government Machinery (Special Development Initiative - HQ)

Funding Source: GOG

Budget Ceiling:

85,864,439.00 59,184,190.95 54,391,692.15 3,020,205.30

			Allotment Based on the MTEF (2021-2024)			
#	Code	Contract	2021	2022	2023	2024
817	1118131	Construction of 2 No. Small Dams at MION	107,810.51	-		
818	1118132	Construction of 2 No. Small Dams at YENDI	112,800.16	-		
819	1118133	Construction of 2 No. Small Dams at YENDI	40,051.95	-		
820	1118134	Construction of 2 No. Small Dams at YENDI	46,012.89	-		
821	1118135	Construction of 2 No. Small Dams at YENDI	38,021.53	-		
822	1118138	Construction of 2 No. Small Dams at YAGABA KUMORI	107,433.06	-		
823	1118140	Construction of 2 No. Small Dams at YAGABA KUMORI	113,735.91	-		
824	1119002	Const. of 2 No. Small Dams at TOLON	37,891.80	-		
825	1119012	Const. of 2 No. Small Dams at ZABZUGU	30,153.55	-		
826	1119014	Const. of 2 No. Small Dams at SANARIGU	34,084.45	-		
827	1119027	Const. of 2 No. Small Dams at WALEWALE	42,102.07	-		
828	1119035	Const. of 2 No. Small Dams at KARAKA	43,659.78	-		
829	1119037	Const. of 2 No. Small Dams at KARAKA	35,914.73	-		
830	1119042	Const. of 2 No. Small Dams at TATALE SANGULI	35,804.73	-		
831	1218032	Construction of 10 No. 1000 Metric Tons Prefabricated Grain Warehouse	1,522,196.39	-		
832	1619043	Const. of Nurses Quaters at Kologa - Aflao	10,309.32	-		
833	0519121	Const. of 2 No. Weighing Centre Complex At Manhyia, Ayargo	7,755.07	-		

PUBLIC INVESTMENT PLAN (PIP) FOR ON-GOING PROJECTS FOR THE MTEF (2021-2024) - GH¢

MDA: Office of Government Machinery (Special Development Initiative - HQ)

Funding Source: GOG

Budget Ceiling:

85,864,439.00 59,184,190.95 54,391,692.15 3,020,205.30

			Allotment Based on the MTEF (2021-2024)			
#	Code	Contract	2021	2022	2023	2024
834	2119051	Const. of comm'ty Mkt At Nsawura	105,377.42	-		
835	0219160	Const. of 3- Unit CRLB With office,4 -Seater Kvip&Urinal At Konjiahi	803.34	-		
836	1119003	Const. of 2 No. Small Dams at TOLON	41,090.07	-		
837	1119009	Const. of 2 No. Small Dams at ZABZUGU	71,013.71	-		
838	1119023	Const. of 2 No. Small Dams at NALERIGU	36,120.06	-		
839	1119024	Const. of 2 No. Small Dams at WALEWALE	34,268.61	-		
840	1119032	Const. of 2 No. Small Dams at DABOYA-MAARIGU	44,926.12	-		
841	1318051	Const of 15 No.10 Str WC tl's at Ayawaso Cntr'l, Nth,E& W, Amasaman	215,661.35	-		
842	1318105	Const. of 15 No. 10 W/C at Gomao E., Gomoa W., Gomoa C.	120,046.11	-		
843	1318112	Const. of 12 No. 10 W/C at Ashaiman, Ningo Prampram, Tema E., Tema C.	140,439.20	-		
844	2119063	Const. of comm'ty Mkt At Kwabeng twm Mkt	120,140.73	-		
845	1019074	Const. 3X3 Triple Cel L Box Culvert At Kalore	29,659.13	-		
846	0519089	Const. of 1 No. Chps Compound At Kalore	26,229.14	-		
847	0518003	Construction of clinic at New Juaben North	154,361.74	-		
848	0518018	Construction of clinic at Bekwai	77,772.11	-		
849	0219239	Const. of 1 No. 3 Unit CRLB With Anci. Fctys At Agona Asafo Aeda Jhs	14,338.47	-		
850	0219256	Compl'n of 3 Unit classrm blk At Ankamaten	8,225.50	-		

PUBLIC INVESTMENT PLAN (PIP) FOR ON-GOING PROJECTS FOR THE MTEF (2021-2024) - GH¢

MDA: Office of Government Machinery (Special Development Initiative - HQ)

Funding Source: GOG

Budget Ceiling:

85,864,439.00 59,184,190.95 54,391,692.15 3,020,205.30

			Allotment Based on the MTEF (2021-2024)			
#	Code	Contract	2021	2022	2023	2024
851	0519093	Const. of 1No. Chps Compound At Nyoli	1,433.18	-		
852	0519127	Const. of Chps Compound At Asebu Ekroful	4,493.00	-		
853	1117001	Construction of 2 No. Small Dams at TELENSI	41,363.09	-		
854	1117029	Construction of 2 No. Small Dams at PUSIGA	35,726.33	-		
855	1117040	Construction of 2 No. Small Dams at BOLGA EAST	33,380.86	-		
856	1117048	Construction of 2 No. Small Dams at BONGO	46,450.79	-		
857	1117049	Construction of 2 No. Small Dams at BONGO	36,997.88	-		
858	1117052	Construction of 2 No. Small Dams at BONGO	111,982.46	-		
859	1117074	Construction of 2 No. Small Dams at WA EAST	36,791.59	-		
860	1117089	Construction of 2 No. Small Dams at LAWRA	112,244.96	-		
861	1117091	Construction of 2 No. Small Dams at LAWRA	112,244.96	-		
862	1117092	Construction of 2 No. Small Dams at LAWRA	112,244.96	-		
863	1117096	Construction of 2 No. Small Dams at NANDOM	111,314.18	-		
864	1117101	Construction of 2 No. Small Dams at TOLON	44,203.79	-		
865	1117120	Construction of 2 No. Small Dams at NALERIGU	66,198.85	-		
866	1117141	Construction of 2 No. Small Dams at TATALE SANGULI	73,795.22	-		
867	1118006	Construction of 2 No. Small Dams at TELENSI	37,500.80	-		

PUBLIC INVESTMENT PLAN (PIP) FOR ON-GOING PROJECTS FOR THE MTEF (2021-2024) - GH¢

MDA: Office of Government Machinery (Special Development Initiative - HQ)

Funding Source: GOG

Budget Ceiling:

85,864,439.00 59,184,190.95 54,391,692.15 3,020,205.30

			Allotment Based on the MTEF (2021-2024)			
#	Code	Contract	2021	2022	2023	2024
868	1118018	Construction of 2 No. Small Dams at NADOWLI/KALEO	108,905.37	-		
869	1118037	Construction of 2 No. Small Dams at BOLE	111,236.72	-		
870	1118040	Construction of 2 No. Small Dams at SAWLA-TUNA-KALBA	68,658.78	-		
871	1118057	Construction of 2 No. Small Dams at YUNYOO	83,554.88	-		
872	1118082	Construction of 2 No. Small Dams at KPANDAI	86,441.86	-		
873	1118091	Construction of 2 No. Small Dams at BIMBILLA	109,369.05	-		
874	1118109	Construction of 2 No. Small Dams at TAMALE NORTH	80,759.87	-		
875	1119001	Const. of 2 No. Small Dams at TOLON	41,368.33	-		
876	1119004	Const. of 2 No. Small Dams at KUMBUNGU	32,775.77	-		
877	1119005	Const. of 2 No. Small Dams at KUMBUNGU	45,114.60	-		
878	1218030	Construction of 5 No. 1000 Metric Tons Prefabricated Grain Warehouse	1,136,736.33	-		
879	1218035	Const. Of 5 no. 1000 MT prefab grain warehouse- tumu, funsi, tempane	1,409,709.32	-		
880	1118099	Construction of 2 No. Small Dams at NANTON	36,634.57	-		
881	0219202	Const. of 1No. 2-Unit K.G blk With Anci. Fctys At Kpong Methodist Sch	3,325.29	-		
882	1119033	Const. of 2 No. Small Dams at DABOYA-MAARIGU	44,739.43	-		
883	0219217	Const. of 3-Unit classrm blk At Ampenkro	29,469.58	-		
884	0219219	Const. of 2-Unit classrm blk With office & Store At Asuogya	12,037.66	-		

PUBLIC INVESTMENT PLAN (PIP) FOR ON-GOING PROJECTS FOR THE MTEF (2021-2024) - GH¢

MDA: Office of Government Machinery (Special Development Initiative - HQ)

Funding Source: GOG

Budget Ceiling:

85,864,439.00 59,184,190.95 54,391,692.15 3,020,205.30

			Allotment Based on the MTEF (2021-2024)			
#	Code	Contract	2021	2022	2023	2024
885	1119006	Const. of 2 No. Small Dams at KUMBUNGU	33,581.54	-		
886	1119008	Const. of 2 No. Small Dams at KUMBUNGU	34,822.82	-		
887	1119026	Const. of 2 No. Small Dams at WALEWALE	46,728.07	-		
888	0519120	Const. of Chps Compound At Konkontireso	23,141.16	-		
889	2020064	Const. Of an astro turf with anci at datus school park at kasoa	249,494.94	-		
890	0518004	Construction of clinic at New Abuakwa South	135,396.94	-		
891	0518022	Construction of clinic at Bosomtwe	132,856.40	-		
892	0219185	Const. of 3-Units classrm (Phase 2) At Safo	16,599.83	-		
893	2119069	Const. of comm'ty Mkt At Asesewa Mkt	75,207.31	-		
894	0219237	Const. of 1 No 3-Unit classrm With office & Store At Dwankrom	33,265.99	-		
895	0219250	Const. of 1 No. 4 Unit Kg blk At Anglican Primary Sch	18,347.76	-		
896	1118023	Construction of 2 No. Small Dams at DAFIAMA-BUSIE-ISSA	109,259.55	-		
897	1118086	Construction of 2 No. Small Dams at KPANDAI	115,508.92	-		
898	1118101	Construction of 2 No. Small Dams at NANTON	80,821.69	-		
899	1118148	Conslt'y Servz for design & Const. superv'n of 570 Small Dams/Dugouts	902,153.34	-		
900	1119010	Const. of 2 No. Small Dams at ZABZUGU	82,782.35	-		
901	1119016	Const. of 2 No. Small Dams at SANARIGU	49,553.47	-		

PUBLIC INVESTMENT PLAN (PIP) FOR ON-GOING PROJECTS FOR THE MTEF (2021-2024) - GH¢

MDA: Office of Government Machinery (Special Development Initiative - HQ)

Funding Source: GOG

Budget Ceiling:

85,864,439.00 59,184,190.95 54,391,692.15 3,020,205.30

			Allotment Based on the MTEF (2021-2024)			
#	Code	Contract	2021	2022	2023	2024
902	1119021	Const. of 2 No. Small Dams at NALERIGU	35,463.22	-		
903	1119030	Const. of 2 No. Small Dams at DABOYA-MAARIGU	39,994.50	-		
904	1119031	Const. of 2 No. Small Dams at DABOYA-MAARIGU	46,351.42	-		
905	1119041	Const. of 2 No. Small Dams at TATALE SANGULI	73,795.22	-		
906	1318103	Const'y Servz for design & Const. Supvsn of 50 No. -WareHse	458,842.25	-		
907	0518007	Construction of clinic at Kwahu Mpraso	111,331.42	-		
908	0518027	Construction of clinic at Dormaa East	133,447.90	-		
909	0519095	Const. of A Fence Wall Phase 1 At Lawra Government Hosp.	10,947.72	-		
910	0519096	Const. of A Fence Wall Phase 11 At Lawra Government Hosp.	10,947.72	-		
911	1318110	Const. of 15 No. 10 W/C at Efutu, Ekumfi, Ajuman Enyan-Esiam	156,299.98	-		
912	1318111	Const. of 10 No. 10 W/C at Agona E., Agona W.	47,003.82	-		
913	0520128	Prvsn of furniture & const. of waiting bay at 1.kwadoma	17,066.53	-		
914	1319060	Drilling & Const. of 5 No. Brhls In Communities In The Garu Dist.	16,628.01	-		
915	0219224	Const. of 1No. 2 Unit K.G blk office, - Nyire B&a	21,625.48	-		
916	0219225	Const. of 1No. 6 Unit Pavilion CRLB -office, Store & -Agblekeme B&a	12,753.20	-		
917	0219238	Const. of 1 No 3-Unit classrm With office & Store At Lemu	14,904.28	-		
918	0220252	Const. Of 12unit 2-stry clrm blk with wc, mech brhl at emma presby sch	327,965.67	-		

PUBLIC INVESTMENT PLAN (PIP) FOR ON-GOING PROJECTS FOR THE MTEF (2021-2024) - GH¢

MDA: Office of Government Machinery (Special Development Initiative - HQ)

Funding Source: GOG

Budget Ceiling:

85,864,439.00 59,184,190.95 54,391,692.15 3,020,205.30

			Allotment Based on the MTEF (2021-2024)			
#	Code	Contract	2021	2022	2023	2024
919	0220257	Const. of 3-unit clrm blk, anci fctys at nandom module girls' jhs	20,322.69	-		
920	0220258	Constrcution of 3-unit classroom block in the tamale central const.	84,172.85	-		
921	0319007	3-Unit classrm blk With Ancillary Facilities At Kwahu Tafo	18,823.44	-		
922	0520125	Const. of 1no. Female and children ward at bomfa hospal	33,265.99	-		
923	1118136	Construction of 2 No. Small Dams at YENDI	47,805.18	-		
924	1119007	Const. of 2 No. Small Dams at KUMBUNGU	112,732.05	-		
925	1119011	Const. of 2 No. Small Dams at ZABZUGU	62,066.68	-		
926	1119020	Const. of 2 No. Small Dams at NALERIGU	66,198.85	-		
927	0219223	Const. of 1No. 2 Unit K.G blk office & Store At Bofie B&a	15,973.51	-		
928	0219155	Const. of Teachers Accommodation At N&om Module Girls' Jhs Brutu	16,379.78	-		
929	0219229	Const. of 1No. 3 Unit classrm blk -Ancillary Facilities At Baamu D/A	8,074.09	-		
930	0220250	Const. 12unit 2-stry clrm blk with wc, mech. Brhl at bethel meth. Sch	321,329.11	-		
931	1119025	Const. of 2 No. Small Dams at WALEWALE	116,556.45	-		
932	0219135	Const. of 9 No. Brhls At Badomsa,Kp&em P/S - Zaring-Bulba	26,482.23	-		
933	1318054	Const of 15 No.10 Str WC tl's at Sege, Ada, Shai-Osudoku, Trobu	209,354.06	-		
934	1318108	Const. of 15 No. 10 W/C at Upper Denkyira E. - Heman Lowe Denkyira	170,748.23	-		
935	1318109	Const. of 15 No. 10 W/C - Assikuma Odoben Brakwa - Abura Asebu	378,578.65	-		

PUBLIC INVESTMENT PLAN (PIP) FOR ON-GOING PROJECTS FOR THE MTEF (2021-2024) - GH¢

MDA: Office of Government Machinery (Special Development Initiative - HQ)

Funding Source: GOG

Budget Ceiling:

85,864,439.00 59,184,190.95 54,391,692.15 3,020,205.30

			Allotment Based on the MTEF (2021-2024)			
#	Code	Contract	2021	2022	2023	2024
936	1319056	Const., Dev'pn & Instl of 15 No. Brhls In Cmtys In Zebilla	10,972.79	-		
937	1319057	Const., Dev'pn & Instl of H& Pumps of 15 No. Brhls In Cmtys In Zebilla	13,403.79	-		
938	1319058	Const., Dev'pn & Instl of H& Pumps of 11 No. Brhls In Cmtys In Zebilla	2,988.95	-		
939	2119057	Const. of comm'ty Mkt At Mankesim	3,920.69	-		
940	0219123	Const. of 1No. 3-Unit classrm blk At Girls Model Sch, Daboya	31,602.69	-		
941	0219125	Const. of 3-Unit classrm blk At Dabope	33,216.09	-		
942	0219146	Const. of 3-Unit classrm blk With Ancillary Facilities At Yaalo No. 3	1,106.99	-		
943	0220261	Rehab of 1 no. 3-unit classroom block at ochaadindo in zabzugu const.	17,419.30	-		
944	0220263	Prvsn of 600 desks, 18 & 24 teacher's tables and chairs, kintampo N	16,982.29	-		
945	0319009	Const. of Sick -Bay At Assin Manso Shs	1,355.74	-		
946	0519081	Const. of Clinic At Kuntili	15,010.29	-		
947	1117032	Construction of 2 No. Small Dams at PUSIGA	69,382.22	-		
948	1117075	Construction of 2 No. Small Dams at WA EAST	112,244.96	-		
949	1118004	Construction of 2 No. Small Dams at NABDAM	119,726.43	-		
950	1119013	Const. of 2 No. Small Dams at ZABZUGU	114,767.67	-		
951	1119015	Const. of 2 No. Small Dams at SANARIGU	111,126.87	-		
952	1119028	Const. of 2 No. Small Dams at WALEWALE	109,859.81	-		

PUBLIC INVESTMENT PLAN (PIP) FOR ON-GOING PROJECTS FOR THE MTEF (2021-2024) - GH¢

MDA: Office of Government Machinery (Special Development Initiative - HQ)

Funding Source: GOG

Budget Ceiling:

85,864,439.00 59,184,190.95 54,391,692.15 3,020,205.30

			Allotment Based on the MTEF (2021-2024)			
#	Code	Contract	2021	2022	2023	2024
953	1119029	Const. of 2 No. Small Dams at DABOYA-MAARIGU	108,000.70	-		
954	1119034	Const. of 2 No. Small Dams at KARAKA	115,013.95	-		
955	1119038	Const. of 2 No. Small Dams at KARAKA	112,856.04	-		
956	1119039	Const. of 2 No. Small Dams at TATALE SANGULI	112,793.00	-		
957	1120079	Additional works for 560 dams of 1v1d	4,863,820.78	-		
958	2119009	Const. of Rice Processing Centre At Nalung	19,334.07	-		
959	1318106	Const. of 15 No. 10 W/C at Assin N., Assin S., Assin C.	470,768.04	-		
960	0219133	Const. of 3- Unit classrm blk At Kanga Primary Sch	35,875.16	-		
961	0219134	Const. of 3- Unit classrm blk At Gorgio Jhs	45,674.08	-		
962	1819015	Const. of 2No. Police Post At Asueyi-Mesidan Junc.Boya-offuman Junc	26,461.64	-		
963	1319045	Const. of 8No. Brhls At Achanyeri Goayie - Kaasa	38,324.40	-		
964	1319054	Driln & Const. of 8 No. Brhls-Widana & Sugudi/Zong-N-inga,Pusiga	17,543.46	-		
965	0219136	Const. of 3- Unit CRLB office, Store, Staff Common Rm & Library At Yua	28,071.46	-		
966	0219184	Const. of 3-Units classrm (Phase 1) At Safo	22,130.48	-		
967	1117005	Construction of 2 No. Small Dams at NAVRONGO	102,655.23	-		
968	1117008	Construction of 2 No. Small Dams at CHIANA PAGA	47,028.77	-		
969	1117034	Construction of 2 No. Small Dams at GARU	102,650.32	-		

PUBLIC INVESTMENT PLAN (PIP) FOR ON-GOING PROJECTS FOR THE MTEF (2021-2024) - GH¢

MDA: Office of Government Machinery (Special Development Initiative - HQ)

Funding Source: GOG

Budget Ceiling:

85,864,439.00 59,184,190.95 54,391,692.15 3,020,205.30

			Allotment Based on the MTEF (2021-2024)			
#	Code	Contract	2021	2022	2023	2024
970	1117063	Construction of 2 No. Small Dams at TAMPANE	48,370.99	-		
971	1117116	Construction of 2 No. Small Dams at SANARIGU	71,617.61	-		
972	1117118	Construction of 2 No. Small Dams at SANARIGU	117,163.39	-		
973	1117122	Construction of 2 No. Small Dams at NALERIGU	157,987.37	-		
974	1117125	Construction of 2 No. Small Dams at WALEWALE	168,454.28	-		
975	1117128	Construction of 2 No. Small Dams at WALEWALE	158,775.89	-		
976	1118045	Construction of 2 No. Small Dams at DAMANGO	60,568.95	-		
977	1118059	Construction of 2 No. Small Dams at CHREREPONI	94,624.02	-		
978	1118110	Construction of 2 No. Small Dams at TAMALE NORTH	114,297.86	-		
979	1119018	Const. of 2 No. Small Dams at SANARIGU	117,163.39	-		
980	0219213	Const. of 1No. 3-Unit classrm blk At Akyem Ekoso	4,915.97	-		
981	0219214	Const. of 1No. 3-Unit classrm blk At Akyem Asamama	24,837.56	-		
982	0219221	Const. of 1No.3 Unit classrm blk -2 Seater Kvip At Oseikrom D/A J.H.S	47,812.77	-		
983	0219222	Const. of 1No.3 Unit classrm blk With 2 Seater Kvip At Kwadoma D/A Jhs	29,544.54	-		
984	0518005	Construction of clinic at Lower West Akyem	225,765.11	-		
985	2119075	Const. of comm'ty Mkt At Oseim Lorry Park	9,171.26	-		
986	2119098	Const. of comm'ty Mkt At Juansa	5,566.78	-		

PUBLIC INVESTMENT PLAN (PIP) FOR ON-GOING PROJECTS FOR THE MTEF (2021-2024) - GH¢

MDA: Office of Government Machinery (Special Development Initiative - HQ)

Funding Source: GOG

Budget Ceiling:

85,864,439.00 59,184,190.95 54,391,692.15 3,020,205.30

			Allotment Based on the MTEF (2021-2024)			
#	Code	Contract	2021	2022	2023	2024
987	1319049	Drilling of 5 No.Brhl At Daliga, Sakoti, Woog, Logri & Damulgu	24,038.99	-		
988	1319051	Driln & Const. of 10No. Brhls,Sply & Instl of H&pumps - Widnaba -Yakin	14,854.20	-		
989	1319053	Driln & Const. of 5No. Brhls,Sply & Instl of H&pumps - Kuloko	7,605.65	-		
990	0219103	Const. of 3-Unit classrm blk With Furniture At Sanb Onyida	21,967.17	-		
991	0219108	Const. of 1No. 3-Unit classrm blk With Ancillary Facilities At Kushini	1,081.82	-		
992	0219110	Const. of 3-Unit classrm blk With Ancillary Facilities At Fou	37,260.43	-		
993	0219118	Const. of 3-Unit classrm At Kubori	45,692.73	-		
994	0219127	Const. of 1 No. 3-Unit CRLB -4-Se-er Kvip &Urinal - Angor D/A P/S	46,910.24	-		
995	0219152	Const. of 1 No.3- Units classrm blk & Ancillary Facilities At Kangoul	25,129.37	-		
996	0219177	Const. of 1N0. 3-Unit classrm blk With Ancillary Facilities At Wioso	48,077.98	-		
997	0219198	Compl'n of 3-Unit classrm blk With office At Kofi Dede M/A Primary Sch	7,635.56	-		
998	0219203	Const. of 3-Unit classrm blk At Adweso Sda Sch	28,288.10	-		
999	0219204	Const. of 1No. 2 –Unit CRLB -office Store & 1No. 2 –Seater W/C Toilet	29,910.98	-		
1000	0219513	Const of 3-Unit Classroom Block at Busunu St. Peters JHS	16,957.83	-		
1001	0220244	Const of 1 no. 3-unit clrm blk, kvip & unit urinal at angor d/a sch	46,910.24	-		
1002	0220246	Const of 1no. 3-unit classroom block with anci. fctys at nachibiyaa	25,135.90	-		
1003	0220247	Const of 1no.3-unit classroom block at nbowura in kpandai const.	1,201.90	-		

PUBLIC INVESTMENT PLAN (PIP) FOR ON-GOING PROJECTS FOR THE MTEF (2021-2024) - GH¢

MDA: Office of Government Machinery (Special Development Initiative - HQ)

Funding Source: GOG

Budget Ceiling:

85,864,439.00 59,184,190.95 54,391,692.15 3,020,205.30

			Allotment Based on the MTEF (2021-2024)			
#	Code	Contract	2021	2022	2023	2024
1004	0220248	Const of 3-unit clrm blk kvip & urinal at sunkpandi d/a prim sch	46,910.24	-		
1005	0220256	Const. of 3-unit clrm blk with anci fctys at damankunyili, sagnarigu	31,465.23	-		
1006	0220259	Construction of 1 no 3-unit classroom block	43,276.10	-		
1007	0519077	Const. of Clinic At Katariga	31,536.63	-		
1008	0519079	Const. of Chps Compound With Staff Bungalow Chirifosuyili	1,195.50	-		
1009	0519084	Const. of 1No. Chps Compound At Mognori	16,957.83	-		
1010	0519085	Const. of Chps Compound At Kukuokpanga	47,279.31	-		
1011	0519086	Const. of Hlth Centre At Nakpale	47,740.23	-		
1012	1117041	Construction of 2 No. Small Dams at BOLGA EAST	163,025.46	-		
1013	1117042	Construction of 2 No. Small Dams at BOLGA EAST	113,368.60	-		
1014	1117046	Construction of 2 No. Small Dams at BOLGA WEST	98,516.68	-		
1015	1117069	Construction of 2 No. Small Dams at WA WEST	107,978.14	-		
1016	1117082	Construction of 2 No. Small Dams at LAMBUSIE	115,867.93	-		
1017	1117084	Construction of 2 No. Small Dams at JIRABA	58,103.81	-		
1018	1117099	Construction of 2 No. Small Dams at SISSALA EAST	158,530.05	-		
1019	1117129	Construction of 2 No. Small Dams at DABOYA-MAARIGU	156,088.99	-		
1020	1118025	Construction of 2 No. Small Dams at DAFIAMA-BUSIE-ISSA	108,908.61	-		

PUBLIC INVESTMENT PLAN (PIP) FOR ON-GOING PROJECTS FOR THE MTEF (2021-2024) - GH¢

MDA: Office of Government Machinery (Special Development Initiative - HQ)

Funding Source: GOG

Budget Ceiling:

85,864,439.00 59,184,190.95 54,391,692.15 3,020,205.30

			Allotment Based on the MTEF (2021-2024)			
#	Code	Contract	2021	2022	2023	2024
1021	1118030	Construction of 2 No. Small Dams at WA CENTRAL	113,101.99	-		
1022	1118066	Construction of 2 No. Small Dams at SABOBA	51,716.41	-		
1023	1118068	Construction of 2 No. Small Dams at SALAGA SOUTH	113,182.41	-		
1024	1118071	Construction of 2 No. Small Dams at SALAGA SOUTH	127,545.80	-		
1025	1118072	Construction of 2 No. Small Dams at SALAGA NORTH	165,869.03	-		
1026	1118074	Construction of 2 No. Small Dams at SALAGA NORTH	165,869.03	-		
1027	1118077	Construction of 2 No. Small Dams at GUSHEGU	102,633.21	-		
1028	1118078	Construction of 2 No. Small Dams at GUSHEGU	119,641.94	-		
1029	1118083	Construction of 2 No. Small Dams at KPANDAI	119,166.66	-		
1030	1118088	Construction of 2 No. Small Dams at BIMBILLA	36,931.89	-		
1031	1118100	Construction of 2 No. Small Dams at NANTON	163,372.77	-		
1032	1118102	Construction of 2 No. Small Dams at SAVELLEGU	71,258.31	-		
1033	1118114	Construction of 2 No. Small Dams at TAMALE SOUTH	165,869.03	-		
1034	1118137	Construction of 2 No. Small Dams at YAGABA KUMORI	118,482.99	-		
1035	1119017	Const. of 2 No. Small Dams at SANARIGU	142,692.95	-		
1036	1119019	Const. of 2 No. Small Dams at NALERIGU	138,410.72	-		
1037	1119022	Const. of 2 No. Small Dams at NALERIGU	157,987.37	-		

PUBLIC INVESTMENT PLAN (PIP) FOR ON-GOING PROJECTS FOR THE MTEF (2021-2024) - GH¢

MDA: Office of Government Machinery (Special Development Initiative - HQ)

Funding Source: GOG

Budget Ceiling:

85,864,439.00 59,184,190.95 54,391,692.15 3,020,205.30

			Allotment Based on the MTEF (2021-2024)			
#	Code	Contract	2021	2022	2023	2024
1038	1119040	Const. of 2 No. Small Dams at TATALE SANGULI	163,015.11	-		
1039	0219206	Const. of 3-Unit classrm blk With Ancillary Facilities At Aseseeso	28,185.34	-		
1040	0219226	Const. of 3-Unit classrm blk With Facilities At Sora D/A Sch	34,246.43	-		
1041	0519123	Const. of Clinic At Seikatia	16,583.51	-		
1042	0219210	Const. of 2-Unit Kg blk With Ancillary Facilities At Adamorobe	17,752.40	-		
1043	0519106	Const. & Furnishing of A Chps Compound At Drobong	9,443.02	-		
1044	0519110	Const. of 1No. Chps Compound At Adukrom	32,675.00	-		
1045	0219186	Const. of Library & Ict Centre At Ahwiaa Cluster of Schs	26,287.81	-		
1046	0219261	Const. of 3-Unit classrm blk & Ancillary Facilities At Nyambong	6,794.87	-		
1047	0220251	Const. 12unit 2-stry clrm blk with wc, mech. Brhl at mary's angli' sch	401,413.93	-		
1048	0519107	Const. of Chps Compounds At Bodwease	19,073.81	-		
1049	1117073	Construction of 2 No. Small Dams at WA EAST	162,223.05	-		
1050	1117077	Construction of 2 No. Small Dams at WA EAST	110,715.70	-		
1051	1117085	Construction of 2 No. Small Dams at JIRABA	163,580.51	-		
1052	1318053	Const of 12No.10 Str WC tl's at Weija-Gbawe, Bortianor,Dome-Kwabenyee	444,626.67	-		
1053	1318104	Const. of 18 No. 10 W/C at Cape Coat N., Cape S., KEEA	18,854.33	-		
1054	0219201	Const. of 3-Unit classrm blk At Kamaloo	36,707.57	-		

PUBLIC INVESTMENT PLAN (PIP) FOR ON-GOING PROJECTS FOR THE MTEF (2021-2024) - GH¢

MDA: Office of Government Machinery (Special Development Initiative - HQ)

Funding Source: GOG

Budget Ceiling:

85,864,439.00 59,184,190.95 54,391,692.15 3,020,205.30

			Allotment Based on the MTEF (2021-2024)			
#	Code	Contract	2021	2022	2023	2024
1055	0219218	Const. of 2-Unit classrm blk With office & Store At Dwenem	39,031.78	-		
1056	2119012	Const. of 8No. Mkt Stalls At Pwalugu Mkt In Talensi Dist.	20,882.26	-		
1057	0219119	Const. of 3-Unit classrm At Kunkwa	47,976.44	-		
1058	0219147	Const. of 3-Unit classrm blk With Ancillary Facilities At Motigu	26,076.82	-		
1059	0219162	Const. of 3-Unit classrm, office, Store & Staff Common Rm At Adumkrom	32,965.70	-		
1060	0219163	Const. of 3-Unit classrm blk With Ancillary Facilities At Boatengkrom	31,659.43	-		
1061	0219231	Const. of 1 No. 3-Unit CRLB, office, Staff Rm & Store - Kintampo Sch	32,481.39	-		
1062	0219232	Const. of 1 No. 3 Unit-CRLB, offz, Staff Rm & Store - Kadelso Basic	28,873.74	-		
1063	0219240	Const. of 3-Unit classrm blk At Mankrong	31,073.88	-		
1064	0219241	Const. of 3-Unit classrm blk At Aboano	30,588.17	-		
1065	0219251	Const. of Fence Wall At Al-Azariya Primary/Jhs	28,465.77	-		
1066	1117119	Construction of 2 No. Small Dams at NALERIGU	138,410.72	-		
1067	1118022	Construction of 2 No. Small Dams at DAFIAMA-BUSIE-ISSA	162,817.02	-		
1068	0219111	Const. of 3-Unit classrm blk With Ancillary Facilities At Gbrimah	8,969.95	-		
1069	0519078	Const. of Clinic At Zagyuri	11,334.59	-		
1070	0519122	Const. of 1No.Chps Compound & Ancillary At Benkase	11,624.15	-		
1071	0219159	Const. of 3- Unit CRLB With office, 4 -Seater Kvip &Urinal At Yibile	9,461.24	-		

PUBLIC INVESTMENT PLAN (PIP) FOR ON-GOING PROJECTS FOR THE MTEF (2021-2024) - GH¢

MDA: Office of Government Machinery (Special Development Initiative - HQ)

Funding Source: GOG

Budget Ceiling:

85,864,439.00 59,184,190.95 54,391,692.15 3,020,205.30

			Allotment Based on the MTEF (2021-2024)			
#	Code	Contract	2021	2022	2023	2024
1072	0219167	Const. of 1No. 3-Unit CRLB -office, Store & 2-Se-er Kvip Toilet- Oguaa	15,534.05	-		
1073	1117098	Construction of 2 No. Small Dams at SISSALA EAST	52,718.71	-		
1074	0219236	Const. of 1 No. 3-Unit Dormitory blk At Abeaseman	15,535.24	-		
1075	0219164	Compl'n of 4-Unit CRLB, Headmaster'S office & Staff Common Rm-Juansa	7,785.33	-		
1076	0219168	Const. of 1No. 3-Unit CRLB , Store & 2-Seater Kvip- Asukawkaw	10,549.99	-		
1077	0219169	Const. of 1No. 3 Unit classrm blk At Atwima Amanfrom Sda Kg	15,531.58	-		
1078	0219170	Const. of 1No. 3 Unit classrm blk At Agric College Kg	15,531.58	-		
1079	0219172	Const. of 1No. 2-Units classrm blk At Kwabrafosso D/A J.H.S	12,343.45	-		
1080	0219173	Const. of 3 Units classrm blk At Homahoma	15,564.89	-		
1081	0219174	Const. of 3 Units classrm blk At Sonkoyiwa	5,475.97	-		
1082	0219178	Const. of 1N0. 3-Unit classrm blk With Ancillary Facilities At Kobeng	8,488.65	-		
1083	0219182	Const. of Library At Ejura	15,484.02	-		
1084	0219187	Const. of 1No. 3-Unit classrm blk & Store At Wiampoase	3,624.88	-		
1085	0219188	Const. of 1No. 3 Unit classrm blk At Abrodease	14,791.79	-		
1086	0219191	Const. of Cmty 1 No. 3 Unit CRLB -office,Staff Rm & Storey -Tanodumase	15,572.93	-		
1087	0219192	Const. of Cmty 1 No 3 Unit CRLB -office, Staff Rm & Store At Ahyireso	15,572.93	-		
1088	0219193	Const. of 1No. 2-Unit K.G blk With Ancillary Facilities At Ankaase	14,015.63	-		

PUBLIC INVESTMENT PLAN (PIP) FOR ON-GOING PROJECTS FOR THE MTEF (2021-2024) - GH¢

MDA: Office of Government Machinery (Special Development Initiative - HQ)

Funding Source: GOG

Budget Ceiling:

85,864,439.00 59,184,190.95 54,391,692.15 3,020,205.30

			Allotment Based on the MTEF (2021-2024)			
#	Code	Contract	2021	2022	2023	2024
1089	0219196	Renov. of 4-Unit classrm blk At St. John R/C At Nkawkaw Kofrom	5,069.69	-		
1090	0219197	Renov. of 6-Unit classrm blk At Jejeti M/A Primary Sch	9,889.04	-		
1091	0219199	Const. of Library (Phase 1) At Nsawam	9,789.53	-		
1092	0219200	Const. of Library (Phase 2) At Nsawam	9,789.53	-		
1093	0219209	Const. of 2-Unit Kg blk With Ancillary Facilities At Aburi	12,973.73	-		
1094	0219212	Const. O F 1 No. 3-Unit classrm blk At Akwadum	742.54	-		
1095	0220249	Const of 3unit clrm blk with anci fctys at wataniya e/a in kunbungu	15,423.18	-		
1096	0319001	Roofing of St Joseph Shs Dinning Hall At St Joseph Shs Dinning Hall	5,450.52	-		
1097	0319002	Renov., Rehab & Remodelling of Dining Hall At Amaniampong Shs	14,795.71	-		
1098	0319006	Const. of 3-Unit Girls' Dormitory For Nkenkaasu Senior High Sch	14,249.67	-		
1099	0519097	Const. of 1No. Maternity Ward At Pokukrom Hlth Center-Pokukrom, Aades	14,192.65	-		
1100	0519100	Const. of Fence Wall At Apatrapa Hlth Centre	7,312.91	-		
1101	0519101	Const. of Chps Compound At Huu	16,013.81	-		
1102	0519102	Const. of Chps Compound At Fiakoma	15,562.08	-		
1103	0519103	Const. of 1 No. Chps Compound At Aypimanim	13,626.31	-		
1104	0519104	Const. of 1 No. Chps Compound At Boko	13,626.31	-		
1105	0519105	Const. 1 No .Hlth Centre At Mfensi	15,443.81	-		

PUBLIC INVESTMENT PLAN (PIP) FOR ON-GOING PROJECTS FOR THE MTEF (2021-2024) - GH¢

MDA: Office of Government Machinery (Special Development Initiative - HQ)

Funding Source: GOG

Budget Ceiling:

85,864,439.00 59,184,190.95 54,391,692.15 3,020,205.30

			Allotment Based on the MTEF (2021-2024)			
#	Code	Contract	2021	2022	2023	2024
1106	0519108	Const. of Ward Annex For Atonsu Agogo Hosp. In The Ksi Metro Assembly	15,572.27	-		
1107	0519109	Rehabilitation of 2No. Nurses Qrts At Achiase	7,786.46	-		
1108	0519111	Const. & Compl'n of Chps Compound At Adiemera	13,794.18	-		
1109	0519112	Const. & Compl'n of Chps Compound At Topasi	13,794.18	-		
1110	0519113	Const. of Clinic (blk A) At Akyem Asene	8,775.67	-		
1111	0519114	Const. of Clinic (blk B) At Akyem Asene	9,184.04	-		
1112	0519115	Const. of Maternity Ward At Torokasi	15,226.54	-		
1113	0519116	Const. of Chip Compound At Okyinso-Krobo	10,603.98	-		
1114	0519117	Const. of A Hlth Centre At Asokore Kumaa	15,561.26	-		
1115	0519118	Renov. of office To Hse Municipal Hlth Directorate At Jumapo	7,775.85	-		
1116	0519119	Refurbishment of Akropong Daakye Hlth Centre	11,679.69	-		
1117	1117044	Construction of 2 No. Small Dams at BOLGA WEST	52,422.74	-		
1118	1117095	Construction of 2 No. Small Dams at NANDOM	42,825.55	-		
1119	1118139	Construction of 2 No. Small Dams at YAGABA KUMORI	52,773.65	-		
1120	1219005	Const. of WareHse At Denyase	7,786.46	-		
1121	1419001	Const. of Ict Centre For Bantama M/A Primary & Kg	14,223.53	-		
1122	1419002	Const. of comm'ty Ict Centre At Mnc	14,873.01	-		

PUBLIC INVESTMENT PLAN (PIP) FOR ON-GOING PROJECTS FOR THE MTEF (2021-2024) - GH¢

MDA: Office of Government Machinery (Special Development Initiative - HQ)

Funding Source: GOG

Budget Ceiling:

85,864,439.00 59,184,190.95 54,391,692.15 3,020,205.30

			Allotment Based on the MTEF (2021-2024)			
#	Code	Contract	2021	2022	2023	2024
1123	1318107	Const. of 19 No. 10 W/C at Awutu Senya E.. Awutu Senya W., Mfantisman	54,638.11	-		
1124	1117039	Construction of 2 No. Small Dams at BOLGA EAST	52,220.15	-		
1125	1117086	Construction of 2 No. Small Dams at JIRABA	52,985.32	-		
1126	1117088	Construction of 2 No. Small Dams at LAWRA	52,545.62	-		
1127	1118115	Construction of 2 No. Small Dams at TAMALE SOUTH	53,726.59	-		
1128	1118116	Construction of 2 No. Small Dams at TAMALE SOUTH	53,726.59	-		
1129	0219116	Re-Roofing of 6-Unit classrm blk At Vittin	7,015.46	-		
1130	0219117	Rehab of Zogbeli & Bagliga Schs - Zogbeli & Bagliga- & Bagliga	5,697.60	-		
1131	0219129	Const. of 1 No. 3-Unit CRLB With Anci. Fctys. At Fatilanyiii	1,555,323.67	-		
1132	0220254	Const. of 300 no. mono desks and office furniture at kobeng and wioso	7,786.46	-		
1133	0220262	Renovation of 6-unit classroom blk at breman jhs in the suame const.	352.08	-		
1134	0220264	Prvsn of 210 Table, chairs for teachers to selected sch. at suhum	13,179.37	-		
1135	0220265	Prvsn of 260 no. Hexagonal tables to selected kg schools at suhum	8,097.92	-		
1136	1117031	Construction of 2 No. Small Dams at PUSIGA	52,805.53	-		
1137	1117050	Construction of 2 No. Small Dams at BONGO	52,422.74	-		
1138	1117090	Construction of 2 No. Small Dams at LAWRA	52,545.62	-		
1139	1118051	Construction of 2 No. Small Dams at BUNKPRUGU	52,805.53	-		

PUBLIC INVESTMENT PLAN (PIP) FOR ON-GOING PROJECTS FOR THE MTEF (2021-2024) - GH¢

MDA: Office of Government Machinery (Special Development Initiative - HQ)

Funding Source: GOG

Budget Ceiling:

85,864,439.00 59,184,190.95 54,391,692.15 3,020,205.30

			Allotment Based on the MTEF (2021-2024)			
#	Code	Contract	2021	2022	2023	2024
1140	1118052	Construction of 2 No. Small Dams at BUNKPRUGU	53,667.96	-		
1141	1118094	Construction of 2 No. Small Dams at WULENSI	52,802.18	-		
1142	1118141	Construction of 2 No. Small Dams at YAGABA KUMORI	52,773.65	-		
1143	2119010	Const. of Rice Processing Centre At Jonshegu	15,572.93	-		
1144	1119036	Const. of 2 No. Small Dams at KARAKA	18,704.85	-		
1145	1117138	Construction of 2 No. Small Dams at KARAKA	52,831.69	-		
1146	1117139	Construction of 2 No. Small Dams at TATALE SANGULI	52,802.18	-		
1147	1117140	Construction of 2 No. Small Dams at TATALE SANGULI	52,802.18	-		
1148	1318042	Const of 15 No.10 Str WC tl's at Assin Nth, Assin Sth, Assin Central	325,732.62	-		
1149	0219142	Const. of 3-Unit CRLB, office & Store - Paga In Kassena W. Dist.	7,878.46	-		
1150	0519090	Const. of 1 No. Medical Ward At Fumbisi Hlth Centre	15,573.00	-		
1151	0219233	Compl'n of 1 No. 7 BedRm Teachers Compound Hse At Kromkrompe	13,283.68	-		
1152	0219234	Compl'n of 1 No. 2 BedRm Semi-Detached Dist.Teachers Qrts - Dromankese	10,087.75	-		
1153	0219235	Compl'n of 1 No. 2 BedRm Semi-Detached Dist. Teachers Qrts At Timiabu	12,305.65	-		
1154	0220068	Prvsn of 400 No Dual Desks to Basic Schools	6,229.17	-		
1155	0220267	Prvsn of 450 no. Dual desks to selected primary schools at suhum	7,708.60	-		
1156	0220268	Prvsn of 550 no. Chairs to selected kg schools in the suhum const.	3,426.04	-		

PUBLIC INVESTMENT PLAN (PIP) FOR ON-GOING PROJECTS FOR THE MTEF (2021-2024) - GH¢

MDA: Office of Government Machinery (Special Development Initiative - HQ)

Funding Source: GOG

Budget Ceiling:

85,864,439.00 59,184,190.95 54,391,692.15 3,020,205.30

			Allotment Based on the MTEF (2021-2024)			
#	Code	Contract	2021	2022	2023	2024
1157	0519124	Const. of 80 -Bed Hostel For comm'ty Hlth Nursing Training Sch -Tanoso	15,572.93	-		
1158	0520126	Rehabilitation of community clinic at bepong in the mpreaso const.	7,786.46	-		
1159	1117072	Construction of 2 No. Small Dams at WA WEST	52,805.53	-		
1160	1117078	Construction of 2 No. Small Dams at LAMBUSIE	53,380.40	-		
1161	1117080	Construction of 2 No. Small Dams at LAMBUSIE	52,718.71	-		
1162	1117083	Construction of 2 No. Small Dams at JIRABA	52,696.71	-		
1163	1117107	Construction of 2 No. Small Dams at KUMBUNGU	52,773.65	-		
1164	1117112	Construction of 2 No. Small Dams at ZABZUGU	52,802.18	-		
1165	1118028	Construction of 2 No. Small Dams at WA CENTRAL	52,234.78	-		
1166	1118081	Construction of 2 No. Small Dams at GUSHEGU	53,726.59	-		
1167	1118087	Construction of 2 No. Small Dams at BIMBILLA	54,293.12	-		
1168	1118105	Construction of 2 No. Small Dams at SAVELLEGU	53,726.59	-		
1169	1117110	Construction of 2 No. Small Dams at ZABZUGU	52,773.65	-		
1170	0620069	Const. of walk way at tamale west hospital	1,236.49	-		
1171	1117012	Construction of 2 No. Small Dams at CHIANA PAGA	52,805.53	-		
1172	1117014	Construction of 2 No. Small Dams at BULISA SOUTH	52,805.53	-		
1173	1117018	Construction of 2 No. Small Dams at BULISA NORTH	52,668.18	-		

PUBLIC INVESTMENT PLAN (PIP) FOR ON-GOING PROJECTS FOR THE MTEF (2021-2024) - GH¢

MDA: Office of Government Machinery (Special Development Initiative - HQ)

Funding Source: GOG

Budget Ceiling:

85,864,439.00 59,184,190.95 54,391,692.15 3,020,205.30

			Allotment Based on the MTEF (2021-2024)			
#	Code	Contract	2021	2022	2023	2024
1174	1117019	Construction of 2 No. Small Dams at BULISA NORTH	52,831.69	-		
1175	0219138	Const. of 1No. 3 Unit classrm blk At Dachio	12,458.34	-		
1176	0219143	Const. of 1 No. K.G blk At Bipella In The Taelnsi Dist.	283.61	-		
1177	0518010	Construction of clinic at Obuasi East	44,510.28	-		
1178	0518013	Construction of clinic at Navorongu	5,780.08	-		
1179	0518017	Construction of clinic at Bolga East	6,406.11	-		
1180	0518019	Construction of clinic at Nyiaso	4,267.62	-		
1181	0518020	Construction of clinic at Lawra	23,281.79	-		
1182	0518024	Construction of clinic at Awutu Senya East	11,697.73	-		
1183	0518026	Construction of clinic at Akan	4,451.72	-		

PUBLIC INVESTMENT PLAN (PIP) FOR ON-GOING PROJECTS FOR THE MTEF (2021-2024) - GH¢

MDA: Office of Government Machinery (Coastal Development Authority)

Funding Source: GOG

Budget Ceiling:

72,327,437.75 132,931,279.79 122,167,037.04 6,783,564.15

			Allotment Based on the MTEF (2021-2024)			
#	Code	Contract	2021	2022	2023	2024
1	1019142	Const. of 18M X 1.2M X 0.9M Steel Footbridge At Essuekyir	195,049.56	4,950.44		
2	1020044	Reshaping of selected feeder roads (61.7km) within Awutu S. W. C.	263,499.11	117,498.39		
3	1020045	Const of 2.5mx 2.5m Double Cell Box Culvert @ Mankessim, Mfantseman C	377,333.87	125,978.03		
4	1319635	Const of 1No. 20-seater WC -Gomoa Anapanso	347,928.19	16,338.50		
5	1319896	Const of U-drains at Tuntuminim, Anomabo, Mfantseman C.	390,293.17	986,536.05		
6	1319931	Const of drain at Darkuman East, Ablekuma N. C.	188,352.54	111,900.66		
7	1319933	Const of Darkuman stormdrain, Ablekuma N. C.	281,606.72	250,763.78		
8	1419005	Const of 1No. community library and computer laboratory at Amosima	193,188.21	4,811.79		
9	1919032	Const of fence wall at the Jubilee Park (Victoria Park), Cape Coast	25,037.42	-		
10	1919033	Rehabilitation of the Jubilee Park (Victoria Park), Cape Coast	16,492.77	-		
11	1919038	Rehabilitation of Cape Coast Town Hall, Lot 1, Anokyin - Cape Coast	14,048.12	-		
12	1919039	Rehabilitation of Cape Coast Town Hall, Lot 2, Anokyin - Cape Coast	10,285.65	-		
13	2120032	Const of Small Market at Kwesimintsim, Kwesimintsim C	322,053.82	229,309.26		
14	1319929	Const of 0.9m Covrd & 0.6m Open U-drain at Odorkor T. Statn & Otaten	180,000.00	316,992.80		
15	1019131	Const. of Brigde & Culvert At Old Timers	120,000.00	-		
16	1019550	Grading and spot improvement works-3km at Focus area roads	120,361.93	214,285.06		
17	1019551	Grading and spot improvement works-3km at Oyarifa area roads	28,111.69	-		

PUBLIC INVESTMENT PLAN (PIP) FOR ON-GOING PROJECTS FOR THE MTEF (2021-2024) - GH¢

MDA: Office of Government Machinery (Coastal Development Authority)

Funding Source: GOG

Budget Ceiling:

72,327,437.75 132,931,279.79 122,167,037.04 6,783,564.15

			Allotment Based on the MTEF (2021-2024)			
#	Code	Contract	2021	2022	2023	2024
18	1020069	Rehab. of Selected Roads within the Okaikoi South C	502,149.40	1,961,910.06		
19	1020070	Sectional Repairs & Pothole Patching Of Rds within Okaikoi South C.	407,427.34	170,000.00		
20	1319912	Const of U-drain-800m at New Weija (Choice), Weija Gbawe C.	275,893.68	200,000.00		
21	1319915	Construction of Community One (1) Market Pavement and Drainage Works	275,893.68	197,896.97		
22	1319932	Const of Drain at Odorkor Post Office, Ablekuma N. C.	275,893.68	151,843.82		
23	1319935	Const of drain at stanley Owusu street, Ablekuma N. C.	270,019.02	10,534.98		
24	1919044	Laying of pavement blocks at Apremde Durbar grounds	213,928.31	6,356.74		
25	1920031	Const of Community Center at New Nzulezu, Jomoro C	176,436.09	3,563.91		
26	2019017	Const of an Astro turf football field at Abofu, Okaikoi North C	569,882.52	570,117.48		
27	1319797	Const of 1No. 20-seater WC -Wassa Dominase	243,236.74	8,539.95		
28	1319902	Const of 1km drain from Tsito Tsanodzan, Ho West C	262,570.76	117,429.24		
29	1319905	Const of Storm Drain at Mpohor, Mpohor C.	393,054.58	556,945.42		
30	1319976	Const of Drains at Mantseman (Apenkwa), Abeka & Botwe/Danboi	585,838.12	2,290,491.36		
31	1320078	Construcion of 36No. Brhs within the Domeabra Obom C	898,057.50	594,563.50		
32	1619158	Completion of Teachers Quarters at Mangyeya-Jomoro	100,000.00	-		
33	1020072	Const of 3.5m Storm D. at Alhaji Abass Mosque(120m), Okaikoi North C	445,950.89	238,538.46		
34	1319989	Astroturf at Mamprobi Girls Sch	835,124.43	589,875.57		

PUBLIC INVESTMENT PLAN (PIP) FOR ON-GOING PROJECTS FOR THE MTEF (2021-2024) - GH¢

MDA: Office of Government Machinery (Coastal Development Authority)

Funding Source: GOG

Budget Ceiling:

72,327,437.75 132,931,279.79 122,167,037.04 6,783,564.15

			Allotment Based on the MTEF (2021-2024)			
#	Code	Contract	2021	2022	2023	2024
35	2019013	Const of 1No. Football pitch at Kwesimintsim, Kwesimintsim Const'y	333,209.73	230,140.27		
36	2119281	Renovation of Benyi Market-Jomoro D	195,049.56	4,950.44		
37	1019521	Const of Drains (1.5km) at Ave Dakpa, Akatsi N. C.	639,588.25	360,411.75		
38	1019538	Const of single 3x3 box culvert at Attakrom-compound, Bibiani C	152,053.30	109,196.70		
39	1319667	Const of 4No. Mec Brhole at Obokor, Agona Nkran, etc, Agona East C	105,155.48	136,564.52		
40	2020003	Const of 1No. Football Pitch at Abelenkpe -Ayawaso West Wuogon C	704,924.93	795,075.07		
41	1319863	Const of 1No. 10-seater WC -Bodi Market	347,928.19	16,338.50		
42	1319916	Construction of 1.2m Single Pipe Culvert at La Abatum Jorna	439,608.33	345,515.08		
43	1319980	Const of Amrahia Zongo drains, Adentan C.	769,882.52	370,117.48		
44	1319981	Const of 0.45m U-drain at PS- Global Estate, Ningo-Prampram C	310,561.00	13,554.98		
45	1319983	Const of 0.6m U-drain at Mataheko- Afienya, Ningo-Prampram C	445,475.69	23,604.89		
46	1619155	Const 1No. 2bedroom staff quarters at Dzodze-Penyi SHS, Ketu N. C.	307,037.95	13,292.55		
47	2119133	Const of 1No 40-S'ter open Mrkt stalls, Str Rm & Extn'l Wrks at Ehi	322,053.82	229,309.26		
48	2120010	Const of Medium Market at Hohoe, Hohoe C	750,000.00	1,338,044.46		
49	0220089	Completion of Presby Basic School Agona Duakwa, Agona East C.	441,772.77	238,227.23		
50	1020067	Reshap & Spot Impv't of Abongoo- Tananja(12.50km) etc., Krachi E. C.	639,588.25	360,411.75		
51	1319917	Const of 600mm U-Drain at La Mantiase, La Dadekotopon C	439,608.33	345,515.08		

PUBLIC INVESTMENT PLAN (PIP) FOR ON-GOING PROJECTS FOR THE MTEF (2021-2024) - GH¢

MDA: Office of Government Machinery (Coastal Development Authority)

Funding Source: GOG

Budget Ceiling:

72,327,437.75 132,931,279.79 122,167,037.04 6,783,564.15

			Allotment Based on the MTEF (2021-2024)			
#	Code	Contract	2021	2022	2023	2024
52	1819023	Completion 1No. District Magistrate Court at Suaman	449,211.06	346,230.39		
53	2119155	Const of 1No. 40-seater open market stalls, and ext. works at Sewum	322,053.82	229,309.26		
54	2119156	Const of 1No. 40-seater open market stalls, ext wrks at Achimfo	322,053.82	229,309.26		
55	1320111	Const of Drains at Ekumfi, Ekumi C	378,999.71	341,000.29		
56	1320087	Const. of 1No. 20 S'tr WC Toilet at Odumase, Assin South C	347,928.19	16,338.50		
57	1919124	Const of Gathering Grds at Allowule - Jomoro D	274,156.79	10,843.21		
58	1019542	Const of Suspended Bridge on Butre River (Ph.2), Mpohor C.	639,588.25	360,411.75		
59	1020046	Rehab. of S'lecd Rds within the Ayawaso West Wuogon C	718,514.76	1,548,230.97		
60	1318266	Const of 11No. mechanised Brhole within the Akatsi N. C.	365,155.48	299,574.52		
61	1319962	Const of 0.90M U-Drain (400m) at Asofan, Trobu C	75,854.81	-		
62	1319963	Const of 0.90M U-Drain (400m) at Ayawaso, Trobu C	323,873.19	14,546.62		
63	2119148	Const of 1No. 40-set'r stalls, Store rm & ext. wks at Apowa	349,061.13	231,321.06		
64	0519231	Const of 60-bed ward at New Takoradi, Takoradi Const'y	439,398.70	130,601.30		
65	1019693	Const of U-drain from High Ten. America Town to Okrudu River 400m long ,Awutu Senya E. C.	289,578.05	11,991.95		
66	1319930	Const of drain at Okyeman street, Ablekuma N. C.	364,819.49	232,494.91		
67	1319948	Construction of drains at Teshie Muji Park area	264,609.23	225,030.17		
68	1319949	Construction of drains at Teshie Lekma area	264,609.23	225,030.17		

PUBLIC INVESTMENT PLAN (PIP) FOR ON-GOING PROJECTS FOR THE MTEF (2021-2024) - GH¢

MDA: Office of Government Machinery (Coastal Development Authority)

Funding Source: GOG

Budget Ceiling:

72,327,437.75 132,931,279.79 122,167,037.04 6,783,564.15

			Allotment Based on the MTEF (2021-2024)			
#	Code	Contract	2021	2022	2023	2024
69	1319950	Construction of drains at Teshie Grace Presby Church	264,609.23	225,030.17		
70	1319951	Construction of drains at Teshie Abotsiri store	264,609.23	225,030.17		
71	1319952	Construction of drains at Teshie Tebibiano area	264,609.23	225,030.17		
72	1319964	Const of 0.90M U-Drain (400m) at Amomorley, Trobu C	108,125.27	213,373.54		
73	1320065	Const of Drains within the Ablekuma Central Constituency	811,416.46	1,877,498.54		
74	1320092	Const Of 5no. Boreholes Within the Ellembelle C	280,479.26	11,314.17		
75	1920011	Const of Community C'tre at Nkontompo, Sekondi C	439,016.53	345,470.99		
76	1920034	Const of Victoria Park at Saltpond, Mfantseman C	750,000.00	545,302.32		
77	2119303	Const of 1No. 40-s'ter Open Stalls, SR. & Ext'l works at Aiyinase, Ellembelle C.	800,000.00	1,288,044.46		
78	1320075	Const of Agona Duakwa Drains, Agona East C.	195,049.56	4,950.44		
79	0219624	Const of 2-unit K.G block anc fac - Bisease Bethel Primary	465,404.49	25,089.41		
80	1318581	Const of 1No 20-S'ter Disab'ty Frndly WC with Anci at Gomoa Mankoadze	247,928.19	116,338.50		
81	1319786	Const of 1No. 20-seater WC -Kakukrom	247,928.19	116,338.50		
82	1319799	Const of 1No. 20-seater WC -Ayinabrem	247,928.19	116,338.50		
83	1319818	Const of 1No. 20-seater WC -Moseaso	247,928.19	116,338.50		
84	1320876	Const of 1No 20 - S'tr WC Toilet with Anc. Fac. At Gangan, Assin North	247,928.19	116,338.50		
85	1019534	Const of single 2x3 box culvert at Baakokrom, Bibiani C	229,949.81	7,550.19		

PUBLIC INVESTMENT PLAN (PIP) FOR ON-GOING PROJECTS FOR THE MTEF (2021-2024) - GH¢

MDA: Office of Government Machinery (Coastal Development Authority)

Funding Source: GOG

Budget Ceiling:

72,327,437.75 132,931,279.79 122,167,037.04 6,783,564.15

			Allotment Based on the MTEF (2021-2024)			
#	Code	Contract	2021	2022	2023	2024
86	1319790	Const of 1No. 10-Str WC -Ndatiem, Evalue G. A. Const'y	178,421.54	3,711.81		
87	1319957	Const of 0.90M U-Drain (400m) at Tantra	323,873.19	14,546.62		
88	1319979	Drains at Adentan Village- Manmomo	669,882.52	470,117.48		
89	1919125	Const of Gathering Grds at Twenen-Jomoro D	274,156.79	10,843.21		
90	1920001	Const of Community C'tre at Mpentsemnsrew, Essikado Ketan C.	195,049.56	4,950.44		
91	1920002	Const of 2No. Community C'tre at BU & Kojokrom, Essikado Ketan C.	474,251.57	25,748.43		
92	1920008	Const of Community Center at Ekuase, Sekondi C	395,192.12	19,859.23		
93	2119158	Const of 1No. 40-seater open market,and ext. works at Bonsu Nkwanta	205,000.00	232,313.83		
94	2119170	Const of Zongo Market, Ablekuma C. C.	400,632.00	150,731.08		
95	2119179	Uplifting of Tuesday market	855,037.88	1,128,604.36		
96	2120019	Const of 1No. Medium Market at Twifo Praso, Twifo Atti Morkwa C.	852,202.25	1,235,842.21		
97	1320924	nst of Male and Female Wards at Apowa, Ahanta West C.	362,570.76	17,429.24		
98	1320077	Const of 2No. 10-S'tr WC Toilet @ Jukwa & Wawase, Hemang L. D. C.	172,609.18	213,456.00		
99	1619162	Const 3-BR Semi Det'd Doctors' bungalow at Gomoa Abonyi, Gomoa Central C.	274,894.97	125,024.91		
100	2019014	Const1No. Multipurpose sports court at Kajebi-Asatu Senior High	332,652.34	417,347.66		
101	1019531	Upgrading of Apremdo Township roads (1.5km)	848,551.34	1,816,182.22		
102	1019699	Const of 3.0x1.5 storm drain at UNICOM, T'Poly, Effia C.	542,449.68	266,934.17		

PUBLIC INVESTMENT PLAN (PIP) FOR ON-GOING PROJECTS FOR THE MTEF (2021-2024) - GH¢

MDA: Office of Government Machinery (Coastal Development Authority)

Funding Source: GOG

Budget Ceiling:

72,327,437.75 132,931,279.79 122,167,037.04 6,783,564.15

			Allotment Based on the MTEF (2021-2024)			
#	Code	Contract	2021	2022	2023	2024
103	1020068	Reshap &Spot Impv't of Betense,Ayensuakura etc. F/R, Krachi E. C.	573,898.15	426,101.85		
104	1020079	Const of Road And Bdrge At Newtown Wharf In the Jomoro C	418,628.76	246,371.24		
105	1318268	Const of 8No. mechanised Brhole within Adaklu C.	184,686.42	274,581.58		
106	1318583	Const. 4No 3-Unit classroom at Amenfi E.	603,987.34	578,389.84		
107	1319662	Const of 1No. 10-seater WC -Kwansakrom	172,609.18	213,456.00		
108	1319788	Const of 1No. 20-seater WC -Gwira Banso	169,012.79	195,253.90		
109	1319926	Construction of 0.90m U-Drain at Pentecost Junction, Achiaman (600m)	338,361.09	446,240.91		
110	1319958	Const of 0.90M U-Drain (400m) Phase I at Ofankor, Trobu C.	163,024.50	164,945.83		
111	1320072	Const of 2No. 10-S'tr WC Toilets at Ebuakwa & Narkwa, Ekumfi C.	172,609.18	213,456.00		
112	1320088	Const of 1No. 20 S'tr WC Toilet with Anc Fac, Effutu C	169,012.79	195,253.90		
113	1320124	Const of S'lectd Culverts and Storm Drain within Gomoa East C.	838,881.42	1,161,118.58		
114	1919123	Const of Gathering Grds at Nuba - Jomoro D	155,935.12	129,064.88		
115	1919136	Const of 1No. Com'ty Ctr with Anci. Fact'y at Kyeakor, Mfantseman C.	207,079.93	387,920.07		
116	1920035	Const of Community C'tre at Sofokrom, Essikado Ketan C.	150,160.70	99,839.30		
117	2019012	Const of 1No. Standard Stadium at Wassa Akropong, Amenfi East	755,564.21	739,431.79		
118	2020007	Const of Astro Turf Park At Aboso, Prestea Huni Valley C	755,564.21	739,431.79		
119	2119136	Const of 1No. 40-set'r stalls, Store rm & ext. wks at Ave Dakpa	404,668.24	175,713.95		

PUBLIC INVESTMENT PLAN (PIP) FOR ON-GOING PROJECTS FOR THE MTEF (2021-2024) - GH¢

MDA: Office of Government Machinery (Coastal Development Authority)

Funding Source: GOG

Budget Ceiling:

72,327,437.75 132,931,279.79 122,167,037.04 6,783,564.15

			Allotment Based on the MTEF (2021-2024)			
#	Code	Contract	2021	2022	2023	2024
120	2119143	Const of 1No. 40-se'r stalls, Store rm & ext. wks at Damang	399,880.57	151,482.51		
121	2120011	Const of Market sheds at Yamoransa, Mfantseman C	193,724.59	320,325.72		
122	2120024	Const of 1No. Lockable ,40 Open Seater Market @Esiama, Ellembelle C	566,776.34	996,178.84		
123	1319664	Const of 1No. 10-Str WC -Amanful No. 2, Agona East C	172,174.73	211,257.15		
124	1920039	Const of Pav't & Shed at Essiam Lorry Station, Ajumako Enyam Essiam	141,724.75	57,143.08		
125	2119127	Const of 1No. 40-se'r stalls, Store rm & ext. wks at Sankor	199,880.57	351,482.51		
126	1020050	Surfacing and Tarring of Nchaban Hills & Upper Inchaban, Shama C	613,721.90	627,658.60		
127	1319792	Const of 1No. 10-Str WC -Ekwansuazo, Evalue G. A. Const'y	138,963.84	43,169.50		
128	1319918	Construction of 100 toilet facilities at La Municipality	552,839.58	319,519.76		
129	1920019	Const of 1no. Gathering Grounds At Tikobo, Jomoro C	155,935.12	129,064.88		
130	2019055	Construction of Football field at Ekpu -Jomoro D	100,911.54	99,088.46		
131	2119119	Const of 1No. Artisanal Village at Mpeasem, Cape Coast South	888,665.87	2,989,006.03		
132	2119145	Const of 1No. 40-se'r stalls, Store rm & ext. wks at Atieku	304,668.24	275,713.95		
133	2119149	Const of 1No. 40-se'r stalls, Store rm & ext. wks at Burae	199,880.57	351,482.51		
134	1319740	Const of 1No. 10-se'r WC toilet with Anci Fctys the Dededo market	169,011.74	195,248.55		
135	0218258	Const of 1No. 10-Str WC toilet at Tafli Atime, Afadzato S. C.	149,665.75	97,334.25		
136	1019529	Reshap'g or regravell'g of roads (172km) with the Amenfi E. Const'cy	808,881.42	1,191,118.58		

PUBLIC INVESTMENT PLAN (PIP) FOR ON-GOING PROJECTS FOR THE MTEF (2021-2024) - GH¢

MDA: Office of Government Machinery (Coastal Development Authority)

Funding Source: GOG

Budget Ceiling:

72,327,437.75 132,931,279.79 122,167,037.04 6,783,564.15

			Allotment Based on the MTEF (2021-2024)			
#	Code	Contract	2021	2022	2023	2024
137	1019555	Resurfacing of selected roads within Ablekuma West Municipality	800,536.27	1,257,983.92		
138	1319633	Const of 1No. 20-seater WC -Gomoa Odumase	169,012.79	195,253.90		
139	1319730	Const of 1No. 20-seater WC -Sokpoe	169,012.79	195,253.90		
140	1319782	Const of 1No. 10-Str WC -Eguafo, Evalue G. A. Const'y	138,963.84	43,169.50		
141	1319904	Emergency Flood Protection works at Enchi Township, Aowin C.	291,304.56	208,077.44		
142	1720004	Paving of Lorry Park/Social Gathering Centre at Adiembra, Sekondi C	166,707.84	183,588.04		
143	2119153	Const of 1No. 40-set'r stalls, Store rm & ext. wks at Bodi	204,668.24	375,713.95		
144	2119171	Const of Shukura Market, Ablekuma C. C.	656,389.79	843,610.21		
145	1319702	Const of 1No. 20-Str wc with anc fac-Efifemarket, Ketu N. C.	169,011.74	195,248.55		
146	1319784	Const of 1No. 10-Str WC -Bamianko, Evalue G. A. Const'y	138,963.84	43,169.50		
147	1319670	Const of 1No. 20-seater WC -	169,012.79	195,253.90		
148	1320070	Const of 3No. 10-S'tr WC T'ts at S. Kokodo, Arkra & Immuna, Ekumfi C.	104,456.33	474,641.44		
149	1920024	Rehab. of Asomdwe Park, Accra, Klotfey Korle C	550,483.00	3,944,325.00		
150	2119117	Const of 100-set'r market sheds, 50No. Lockable stores anc fac - Asebu	351,118.86	510,810.80		
151	2120015	Const of Medium Market at Jukwa, Hemang Lower D. C.	361,894.20	1,171,469.26		
152	1319637	Const of 1No. 20-seater WC -Gomoa- Eduafokwa	169,012.79	195,253.90		
153	0219870	Const with 1No. Community Library at Teshie Estate	149,891.96	(83,357.47)		

PUBLIC INVESTMENT PLAN (PIP) FOR ON-GOING PROJECTS FOR THE MTEF (2021-2024) - GH¢

MDA: Office of Government Machinery (Coastal Development Authority)

Funding Source: GOG

Budget Ceiling:

72,327,437.75 132,931,279.79 122,167,037.04 6,783,564.15

			Allotment Based on the MTEF (2021-2024)			
#	Code	Contract	2021	2022	2023	2024
154	1020073	Const of Roads & Paving at Jericho & Pink Lady, Ashaiman C.	629,008.63	1,917,272.25		
155	1319674	Const of 1No. 20-seater WC -Kissi	109,012.79	255,253.90		
156	1319732	Const of 1No. 20-seater WC -Tefle	109,012.79	255,253.90		
157	1319739	Rehabilitation of Kpedze water system	109,012.79	318,487.21		
158	1319772	Const of 1No. 20-seater WC -Sekondi	109,012.79	255,253.90		
159	1320117	Const of 6M U-Drains along Almon St. -Mdm Gifty,Ago, etc Ablekuma C. C	168,031.83	796,411.07		
160	1619064	Const of steps, corr, slabs etc at Tema Site 1 & 2, Tema E. C.	144,816.80	678,914.71		
161	2119116	Const of 1No. Modern market at Anafo, Cape Coast South	868,580.44	6,160,408.44		
162	2119128	Const of 1No. 40-se'r stalls, Store rm & ext. wks at Kwansakrom	99,880.57	451,482.51		
163	2120023	Const of 36-Unit 2- Storey Lockable Stores at Kpando Mkt, Kpando C	322,383.09	1,577,616.91		
164	1320122	Const of 49No. Boreholes within Volta Region	497,441.89	2,463,628.11		
166	1319716	Const of 1No. 20-seater WC -Woe	15,763.27	348,503.42		
167	2119154	Const of 1No. 40-Str Mkt at Amoaya, Bodi Const'y	14,544.21	499,506.10		
168	1318265	Const of 10 Str W/C Toilet plus shower Fctys at Akplabanya, Ada West C	122,893.88	204,467.80		
169	1318267	Construction of 10 Seater W/C Toilet plus shower facilities at Anyaman	122,893.88	204,467.80		
170	1318269	Construction of 10 Seater W/C Toilet plus shower facilities at Lolonya	2,893.88	324,467.80		
171	1318271	Construction of 10 Seater W/C Toilet plus shower Fctys at Nakomkorpey	3,046.19	341,545.05		

PUBLIC INVESTMENT PLAN (PIP) FOR ON-GOING PROJECTS FOR THE MTEF (2021-2024) - GH¢

MDA: Office of Government Machinery (Coastal Development Authority)

Funding Source: GOG

Budget Ceiling:

72,327,437.75 132,931,279.79 122,167,037.04 6,783,564.15

			Allotment Based on the MTEF (2021-2024)			
#	Code	Contract	2021	2022	2023	2024
172	1318273	Const of 10 Seater W/C Toilet plus shower Fctys at Ajumanikorpey	3,046.19	341,545.05		
173	1318279	Construction of 10 Seater W/C Toilet plus shower Fctys at Matsekorpey	3,046.19	341,545.05		
174	1318281	Construction of 10 Seater W/C Toilet plus shower Fctys at Caeserkorpey	3,046.19	341,545.05		
175	1318283	Construction of 10 Seater W/C Toilet plus shower facilities at Bajorhe	2,893.88	324,467.80		
176	1318285	Construction of 10 Seater W/C Toilet plus shower Fctys at Amuyaakorpey	3,046.19	341,545.05		
177	1619156	Const of 2No. 2bedroom semi-detached bungalow at Anfoega, North Dayi C	5,304.01	594,695.99		
178	2119118	Const of 1No. modern market at Salaga	8,143,208.32	8,056,791.68		
179	2119130	Const of 1No. 40-set'r stalls, Store rm & ext. wks at Ntranoa	5,130.59	575,251.60		
180	2119142	Drains, paving and stalls at Kpetoe market	8,398.02	941,601.98		
181	2119172	Const of Market at Dodowa, Shai Osudoku C	17,535.44	1,966,106.80		
182	2120018	Const of 1No Small Market at Kushea, Assin North C	4,783.38	536,322.21		
183	1019552	Grading and spot improvement works-2Km at Danfa area roads, Madina C	2,958.29	331,688.70		
184	1019517	Reshapn & Regrav of Afiadenyigba-Gboxoxome-Korve Feeder Road (7.5km)	100,652.01	199,347.99		
185	1019522	Const of 15No. Culverts within the Akatsi North Constituency	100,327.52	728,575.24		
186	1319690	Const of 1No. 10-seater wc with anc fac-Ehi market	100,220.07	264,040.22		
187	2119139	Const of 1No. 40-set'r stalls, Store rm & ext. wks at Ziope	150,130.59	430,251.60		
188	2119123	Const of 1No. 40-set'r stalls, Store rm & ext. wks at Wawase	4,874.06	546,489.02		

PUBLIC INVESTMENT PLAN (PIP) FOR ON-GOING PROJECTS FOR THE MTEF (2021-2024) - GH¢

MDA: Office of Government Machinery (Coastal Development Authority)

Funding Source: GOG

Budget Ceiling:

72,327,437.75 132,931,279.79 122,167,037.04 6,783,564.15

			Allotment Based on the MTEF (2021-2024)			
#	Code	Contract	2021	2022	2023	2024
189	0219861	Astro turf for Mantse Agbonaa and Bukum Parks	500,260.03	999,739.97		
190	1318585	Const of 8No.Brhl with Anci facilities-Amenfi E.	2,015.52	225,984.48		
191	1320080	Const Of 1.5m Storm Drain(200m) at Anyaa Area, Anyaa Sowutuom C.	7,622.04	854,597.88		
192	2119173	Const of Market at Asutuare, Shai Osudoku C	500,535.44	1,483,106.80		
193	2120022	Const of 1No. 40 S'tr Open Market at Gyinabodie, Assin South C	4,874.06	546,489.02		
194	1319858	Const of 4No. mechanised Brhole for Koro-Nkwanta, Akan C	2,030.00	227,607.80		
195	1319898	Const of New Baika drains, Buem C.	1,768.00	198,232.00		
196	1320097	Const Of 20No. Manual Boreholes within the Biakoye C	4,199.01	470,800.99		
197	2119306	Completion of market stalls at Daboase - Wassa E.	4,420.01	495,579.99		
198	1319751	Const of 1No. 10-seater WC -Fodzoku	3,220.07	361,040.22		
199	1019520	Reshaping and Re-gravelling of Township Road (3.5km)	1,679.60	188,320.40		
200	1319801	Const of drains at New Takoradi, Takoradi Const'y	8,398.02	941,601.98		
201	2119141	Const of 2No. Market Stalls at Keyime & Akpokope, Agotime Ziope C	1,768.00	198,232.00		
202	2119174	Const of Kasseh Market (Medium), Ada East C	17,535.44	1,966,106.80		
203	1319909	Const of 0.9 U Drain at New Bortianor, Aseda Factory - Adansiman	16,494.31	1,849,374.23		
204	1319753	Const of 1No. 10-se'tr WC toilet with Anci Fctys the Ziope market	1,621.09	181,759.87		
205	2119140	Const of market stalls at Akpokope, Agotime Ziope C	1,768.00	198,232.00		

PUBLIC INVESTMENT PLAN (PIP) FOR ON-GOING PROJECTS FOR THE MTEF (2021-2024) - GH¢

MDA: Office of Government Machinery (Coastal Development Authority)

Funding Source: GOG

Budget Ceiling:

72,327,437.75 132,931,279.79 122,167,037.04 6,783,564.15

			Allotment Based on the MTEF (2021-2024)			
#	Code	Contract	2021	2022	2023	2024
206	1019518	Reshaping and Re-gravelling of Korve-Agormor-Zemu Feeder Road (22km)	5,304.01	594,695.99		
207	1319913	Const of 0.6m , 0.9m, 1.2m & 1.2m U-drain-800m & 1.2m Culverts	8,561.52	959,933.61		
208	1919139	Const of 1No. Com'ty Ctr with Anci. Fact'y at Egyirfa, Mfantseman C.	5,259.81	589,740.19		
209	1920015	Const of 2No. Com. C'tres at Jukwa Abodo&Nyamebekyere, Hemang L. D. C.	2,298.41	257,701.59		
210	1920026	Const of 1No. Community Durbar Grds at Assin Dansame, Assin North C.	3,094.01	346,905.99		
211	2119164	Const of community market at Tema Community 9 Tema Central Const'y	17,535.44	1,966,106.80		
212	1319928	Const of drains at Ablekuma North Const'y	7,558.22	847,441.78		
213	2119163	Const of market sheds at Tema Central Const'y	17,535.44	1,966,106.80		
214	2519008	Const of 1No. Incu. Hub at Takoradi, Takoradi Const'y	25,194.06	2,824,805.94		
215	1019553	Grading and spot improvement works-3km at Tatana area roads, Madina C	2,958.29	331,688.70		
216	1319692	Const of 1No. 20-Str wc with anc fac-the Tadzewu market, Ketu N. C.	17,605.78	365,826.10		
217	2119147	Const of 1No. 40-set'r stalls, Store rm & ext. wks at Ahenkofikrom	2,273.05	497,726.95		
218	1320074	Const of 1No. 10-S'tr WC T. & 1No. Brh for Moree Jnx Toilet, AAK C	1,152.26	252,309.74		
219	0119082	Const. of Dist. Court At Dadieso	949.06	207,814.94		
220	0218257	Const of steel bridge at Dekor, Afadzato S. C.	9,501.34	2,080,498.66		
221	0219646	Renov & Const of Fence Wall aound Dist Magistrate Court, Kete-Krachi	454.61	99,545.39		
222	0219647	Renov & Const of Fence Wall aound Dist Magistrate Bung, Kete-Krachi	454.61	99,545.39		

PUBLIC INVESTMENT PLAN (PIP) FOR ON-GOING PROJECTS FOR THE MTEF (2021-2024) - GH¢

MDA: Office of Government Machinery (Coastal Development Authority)

Funding Source: GOG

Budget Ceiling:

72,327,437.75 132,931,279.79 122,167,037.04 6,783,564.15

			Allotment Based on the MTEF (2021-2024)			
#	Code	Contract	2021	2022	2023	2024
223	0219892	Const of a Community Social Center at Maamobi East, Ayawaso N. C.	1,136.52	248,863.48		
224	0319011	Const. of A Kitchen At Anfoega SHS	19,984.52	180,015.48		
225	1019163	Const. of 0.9 Diameter Drain At Effiakumah No 2	795.77	174,249.73		
226	1019166	Const. of U Drain At Manso	906.78	198,557.10		
227	1019167	Const. of Culvert Bridge At Mpohor Anglican Sch	385.41	84,393.57		
228	1019171	Const. of U Drain At St Benedict Area Rhs	678.06	148,473.69		
229	1019173	Const. of 1No. 'U' Drains At New T'adi	454.61	99,545.39		
230	1019177	Reshaping of twn Roads At Teiman Burger twn	454.61	99,545.39		
231	1019196	Const. of 0.90M U- Drain At Akweteman	811.24	177,637.14		
232	1019509	Construction of 1No. Concrete bridge at Chorkor (Phase I)	47,717.30	10,448,610.45		
233	1019510	Const of 1No. Footbridge at Devenu, Anlo C	3,045.88	666,954.12		
234	1019511	Reshaping of selected roads with the Wassa East C.	1,562.25	342,084.96		
235	1019512	Const of F'bridge at Akwidaa, Ahanta West Const'y	1,818.44	398,181.56		
236	1019513	Spot Imprv't of roads & drains at Bowiri Amanfrom to Bowiri Anyinase	1,295.64	283,704.36		
237	1019514	Const of bridge and drains at Likpe Agbozome, North Tongu C	1,727.52	378,272.48		
238	1019515	Const of mini bridges and culverts at Breman, Ampenkro	16,879.65	3,231,788.16		
239	1019516	Const of 6No. converts within the Buem Constituency	1,943.46	-		

PUBLIC INVESTMENT PLAN (PIP) FOR ON-GOING PROJECTS FOR THE MTEF (2021-2024) - GH¢

MDA: Office of Government Machinery (Coastal Development Authority)

Funding Source: GOG

Budget Ceiling:

72,327,437.75 132,931,279.79 122,167,037.04 6,783,564.15

			Allotment Based on the MTEF (2021-2024)			
#	Code	Contract	2021	2022	2023	2024
240	1019519	Reshaping and Re-gravelling of Havi border Feeder Road (1.5km)	909.22	-		
241	1019525	Const of 100m 1.2 mm concrete pipe storm and 2 bridges at Anfoega	3,843.72	-		
242	1019526	Rehabilitation of Wusuta-Botoku feeder road (5.2km)	1,597.95	-		
243	1019527	Sectional works on Akorme jnc. - Kpedze Todze roads (1.0km)	2,159.39	-		
244	1019528	Const of 2.1mX7m bridge at Sokpekorpe, North Tongu C	909.22	-		
245	1019532	Constof 2/ 3x3 box culvert at River Chine	1,818.44	-		
246	1019533	Const of single 3x3 box culvert at Anhwiaso, Bibiani C	1,187.67	-		
247	1019535	Const of single 2x3 box culvert at Donkorkrom, Bibiani C	863.76	-		
248	1019536	Const of single 2/2x3 box culvert at Wenchi, Bibiani C	1,042.19	-		
249	1019537	Const of single 2/2x2 box culvert at Nsuotam-Mota, Bibiani C	950.13	-		
250	1019539	Const of single 2x3 box culvert at Linso-Blacksmith, Bibiani C	1,324.99	-		
251	1019540	Const of single 3x3 box culvert at compound -Dansoman	545.53	-		
252	1019541	Const of Culvert Bridge at Cargo Road in Mpohor, Mpohor C.	454.61	-		
253	1019543	Const of Culvert Bridge at Adum Dominase New Site, Mpohor C.	454.61	-		
254	1019544	Const of 900mm & 600mm U-DRAIN, L-550M, W- 7M Roads	3,767.54	-		
255	1019545	Provision of Culverts at Ashiedu Keteke	13,010.00	-		
256	1019546	Grading, Gravelling of New Market Road at Madina	452.79	-		

PUBLIC INVESTMENT PLAN (PIP) FOR ON-GOING PROJECTS FOR THE MTEF (2021-2024) - GH¢

MDA: Office of Government Machinery (Coastal Development Authority)

Funding Source: GOG

Budget Ceiling:

72,327,437.75 132,931,279.79 122,167,037.04 6,783,564.15

			Allotment Based on the MTEF (2021-2024)			
#	Code	Contract	2021	2022	2023	2024
257	1019547	Construction of Steel Bridge at Assemblies of God, SDA Area	145.48	-		
258	1019548	Grading and spot improvement works-2km at Doku area	1,521.34	-		
259	1019549	Grading and spot improvement works-2km at PNT area roads	1,601.41	-		
262	1019554	Gravelling of road works within the Krowor constituency	6,836.99	-		
263	1019556	Construction of 0.45m'U' Drain along Ahaji Kpegje and DR Rose Street	2,203.81	-		
264	1019557	Construction of Roads at Ablekuma Central	1,363.83	-		
265	1019558	Minor Rehabililtation of Night Market Road and Links at Ashaiman	2,235.62	-		
266	1019559	Const of Roads and Paving at Jericho, Pink lady & Comm. 22, Ashiaman C	3,817.59	-		
267	1019560	Const of 0.6m U-Drains at Nii Duodu, Okaikoi Central C.	4,218.00	-		
268	1019561	Surfacing of Fifa House Road, Nungua (350M)	890.01	-		
269	1019562	Const of 0.9m U-drain at Faashie/Akpee Shika, Nungua	679.61	-		
270	1019563	Drainage works at Zimmermann, Borkeytey Larweh, Nungua	660.73	-		
271	1019564	Rehab of Crmn'l Rd &Const of Drain at Mrkt Rd & Nau'l-Blekese Rd,Ngua	11,450.08	-		
272	1019565	Rehab of Bie Wor Yor, Bank Rd & Nii Afotey Odai Lnk Rds, Ngua - Ph 1	6,101.87	-		
273	1019566	Const of culverts within selected comm. In Upper D. E.C	6,819.14	-		
274	1019680	Const of 1No. Concrete Bridge - 22m - Agorvinu	2,159.39	-		
275	1019684	Const of Road and Bridge at Newtown Wharf	3,182.27	-		

PUBLIC INVESTMENT PLAN (PIP) FOR ON-GOING PROJECTS FOR THE MTEF (2021-2024) - GH¢

MDA: Office of Government Machinery (Coastal Development Authority)

Funding Source: GOG

Budget Ceiling:

72,327,437.75 132,931,279.79 122,167,037.04 6,783,564.15

			Allotment Based on the MTEF (2021-2024)			
#	Code	Contract	2021	2022	2023	2024
276	1019685	Const of Bridge at Metika-Jomoro	545.53	-		
277	1019686	Concrete paving of steep roads with the Effia C.	3,347.06	-		
278	1019689	Const of footbridge at Kaemebre, Kasoa- Awutu Senya E. C.	340.96	-		
279	1019690	Const of double culvert drain at Opeikuma- Awutu Senya E. C.	636.45	-		
280	1019691	Const of 1200mm Dia. Dble Pipe Culvert at AlicoOfaakor (12m) ,Awutu Senya E. C.	1,165.83	-		
281	1019692	Const of U-drain & shaping of existing Rds from Otimers Area ,Awutu Senya E. C.	2,335.33	-		
282	1019694	Const of 2km Concrete Drain in the Kpando Muni'ty, Kpando C.	8,637.58	-		
283	1019696	Const 300m storm drain & culvert at West Ridge, W. Tanokrom, Effia C.	2,851.05	-		
284	1019697	Const of 0.9 U-drain (210m) at Effia-Kuma No.1, Effia C.	914.29	-		
285	1019698	Const of 2.0x1.5 Storm Drain from Kobi Bar to Total Filling St., Effia C.	2,007.76	-		
286	1019700	Const storm drain at Effia-Kuma, Effia C.	547.88	-		
287	1020001	Const. of 2KM Rd and 6-Unit CBL at Kasoa, Awutu Senya E. C.	11,515.05	-		
288	1020020	Spot improvement and regarvelling of Chando -Takoradi	2,422.55	-		
289	1020047	Const of Concrete Bridge at Amomogyia, Sefwi Wiawso C.	997.09	-		
290	1020048	Const of Drive Way Bridge at Essaman, Sekondi C	436.43	-		
291	1020049	Grading of sel'ctd roads with the Domeabra Obom C	666.52	-		
292	1020051	Surfacing and Tarring of Asorkor-Essaman Community Roads, Shama C	2,899.80	-		

PUBLIC INVESTMENT PLAN (PIP) FOR ON-GOING PROJECTS FOR THE MTEF (2021-2024) - GH¢

MDA: Office of Government Machinery (Coastal Development Authority)

Funding Source: GOG

Budget Ceiling:

72,327,437.75 132,931,279.79 122,167,037.04 6,783,564.15

			Allotment Based on the MTEF (2021-2024)			
#	Code	Contract	2021	2022	2023	2024
293	1020052	Const of 21M Steel Bdg over River Akora in the Agona W. Dist. C/R	9,828.35	-		
294	1020053	Const of 21M&30M S. Steel Bdg over River Asupani&Ongua,Assin S. D. C/R	16,436.93	-		
295	1020054	Const of 24M Steel Bdg on Ayipey F'der Rd., Asikuma O. B. Dist, C/R	13,643.60	-		
296	1020055	Const.of 21M Steel Bridge on Ampenkrom - Soldiekrom - Domama Feeder Rd	16,769.44	-		
297	1020056	Const. of Steel Bridge over River Asunsu on Krofofordo F/R-CR	11,365.24	-		
298	1020057	Const. Awutu Ayensuako-Danyame-Kwabol Road, Awutu Senya E. C.	20,457.43	-		
299	1020058	Const. of 24m Steel Bdg on Atuakrom - Dormaa Agogo in the Bia Dist.	20,704.36	-		
300	1020059	Const. of 24M Steel Bdg on the Atobiasi - Sekyere Obuasi F/R	20,711.61	-		
301	1020060	Const of Steel Bridge on Fia river(Awiebo-Bibianiha), W/R	19,093.60	-		
302	1020061	Const. of 24M Span Steel Bridge on LIKPE BAKWA-JOLU River	14,853.64	-		
303	1020062	Const. of 24M Span Steel Bridge on GBEFI HOEME-TORNU-TAFI F/R	14,503.34	-		
304	1020063	Const. of 21M Span Steel Bridge on HO POLY - DZAKPO F/R-V/R	16,268.32	-		
305	1020064	Const. of Steel Bridge over river Adeiso on Atwakan-Topai Jn F/R-GAR	13,410.98	-		
306	1020065	Const. of Steel Bridge over Toflokpo Lagoon on Kunyenya - Tamino	14,774.81	-		
307	1020066	Costruction of concrete bridge in Zongo, Hohoe C	909.22	-		
308	1020071	Const of (2.5x2.5)M S. Cell Box Culvt@ New Legon Housing D, Adenta C.	3,111.75	-		
309	1020074	Const of Roads & Paving at Community 22, Ashaiman C.	1,320.62	-		

PUBLIC INVESTMENT PLAN (PIP) FOR ON-GOING PROJECTS FOR THE MTEF (2021-2024) - GH¢

MDA: Office of Government Machinery (Coastal Development Authority)

Funding Source: GOG

Budget Ceiling:

72,327,437.75 132,931,279.79 122,167,037.04 6,783,564.15

			Allotment Based on the MTEF (2021-2024)			
#	Code	Contract	2021	2022	2023	2024
310	1020075	Const of Pavement within Selected Communities, Upper Denkyira East C.	6,478.18	-		
311	1020076	Const of Double Pipe Culvert At Alico-Ofankor, Awutu Senya East C.	1,107.54	-		
312	1020078	Const Of 300m Storm D & Culvert @West Ridge, W. Tanokrom, Effia Const	2,708.49	-		
313	1020080	Bitumen Surfacing of Roads from Abotoase Jnx to the Market, Biakoye C	5,182.55	-		
314	1020081	Spot Improv't of Roads & Drains @Kwamekrom Jnx to Kwamekrom, Biakoye C	2,680.46	-		
315	1020082	Const of 1200mm Dia. Dble Pipe Culvert-Ofaakor Awutu Senya E.C.	1,107.54	-		
316	1020084	Const of Bridge at Kpone Kat. (Left Side), Kpone Katamanso C	1,648.02	-		
317	1020089	Const of Footbridge at Kaemebre, Kasoa- Awutu Senya E.C.	636.45	-		
318	1020106	Const of Nkwanta town roads at Nkwanta town	1,727.52	-		
319	1219006	Greening of Klagon TMA Schs In Klagon TMA Sch	454.61	-		
320	1318275	Const of 10 Str W/C Toilet plus shower Fctys at Toflokpo, Ada West C	1,488.22	-		
321	1318277	Construction of 10 Seater W/C Toilet plus shower facilities at Hwakpo	1,566.54	-		
322	1318287	Const of 0.9m U-drain at Abattoir Juction (400m), Tema West C	1,538.49	-		
323	1318298	Construction of drains at Senya Korle-bu jnx	1,415.68	-		
324	1318299	Construction of drains within selected communities in Upper D. E.	6,478.18	-		
325	1318575	Const of 1No. 20-S'ter Disab'ty Frndly WC with Anci Fctys at	1,655.99	-		
326	1318579	Const of 1No 20-S'ter Disab'ty Frndly WC with Anci Fctys, Gomoa Brofo	1,655.99	-		

PUBLIC INVESTMENT PLAN (PIP) FOR ON-GOING PROJECTS FOR THE MTEF (2021-2024) - GH¢

MDA: Office of Government Machinery (Coastal Development Authority)

Funding Source: GOG

Budget Ceiling:

72,327,437.75 132,931,279.79 122,167,037.04 6,783,564.15

			Allotment Based on the MTEF (2021-2024)			
#	Code	Contract	2021	2022	2023	2024
327	1318586	Const of 1No. 20-seater WC toilet at Tafli Atime	2,687.60	-		
328	1319162	Const. of 1No- 10 Str W/C At Gomoa Ekwamkrom	754.65	-		
329	1319163	Const. of 1No- 10 Seater W/C At Gomoa Abonyi	877.54	-		
330	1319164	Const. of 1No- 10 Str W/C At Gomoa Pomaadze	754.65	-		
331	1319171	Const. of 2No. 10 Str W/C At Ekrawful & Engow	2,632.63	-		
332	1319172	Const. of 2No. 10 Seater W/C At Obidan & Dunkwa	1,667.33	-		
333	1319189	Const. of 7 No. Mech. Brhl At Wassa -Akropong	872.85	-		
334	1319194	Const. of 10-Seater W/C With Mech. Brhl At Kikam comm'ty	908.12	-		
335	1319195	Const. of 10-Str W/C With Mech. Brhl At Nvuma comm'ty	908.12	-		
336	1319631	Const of 1No. 20-seater WC toilet -Kwaprow	1,655.99	-		
337	1319639	Const of 1No. 10-seater WC -Gomoa - Ekwakrom	877.54	-		
338	1319641	Const of 1No. 10-Str WC -Gomoa - Afransi	1,743.12	-		
339	1319646	Const of 1No. 10-seater WC - Lower Bobikuma	877.54	-		
340	1319654	Const of 1No. 10-seater WC -Kojoo Beedu	877.54	-		
341	1319656	Const of 1No. 20-seater WC -Egyaa Lodge / Vertinary	1,655.99	-		
342	1319658	Const of 1No. 20-seater WC -Bombirim (New Winneba)	1,655.99	-		
344	1319672	Const of 1No. 20-seater WC -Kwahinkrom	1,655.99	-		

PUBLIC INVESTMENT PLAN (PIP) FOR ON-GOING PROJECTS FOR THE MTEF (2021-2024) - GH¢

MDA: Office of Government Machinery (Coastal Development Authority)

Funding Source: GOG

Budget Ceiling:

72,327,437.75 132,931,279.79 122,167,037.04 6,783,564.15

			Allotment Based on the MTEF (2021-2024)			
#	Code	Contract	2021	2022	2023	2024
345	1319676	Const of 1No. 20-seater WC -Amissano	1,655.99	-		
346	1319678	Const of 1No. 10-seater WC -Ntranoa	877.54	-		
347	1319680	Const of 1No. 20-seater WC -Gomoa Tarkwa	1,655.99	-		
348	1319682	Const of 1No. 10-seater WC -Twifo Abugyaa	877.54	-		
350	1319720	Const of 1No. 20-seater WC -Waya	2,963.84	-		
351	1319722	Const of 2No. 10-seater WC -Adaklu Senior High Sch	3,486.24	-		
352	1319723	Const of 2No. Brhole for 20 seater WC -Adaklu Senior High Sch	549.44	-		
353	1319729	Const of mechanised bore (174-194m deep) at Anyako, Keta C	1,295.64	-		
354	1319734	Const of 1No. 20-seater WC -Vume	1,655.99	-		
355	1319745	Const of 1No. 20-Str WC -Kpeyiborme B/S	1,574.16	-		
356	1319747	Const of 1No. 10-seater WC -Torgorme	1,655.96	-		
357	1319749	Const of 1No. 10-seater WC -Alabonu	877.54	-		
358	1319755	14 manual Brholes for Agotime Ziope Constituency	1,636.59	-		
359	1319769	Const of 1No. 20-seater WC -Akoefe Tokor	2,963.84	-		
360	1319771	Const of 12No. Mechanised Brholes at the Hohoe Constituency	3,296.65	-		
361	1319774	Const of 1No. 20-seater WC -Essaman	1,655.99	-		
362	1319776	Const of 1No. 20-seater WC -Ngyinamoabakam	1,655.99	-		

PUBLIC INVESTMENT PLAN (PIP) FOR ON-GOING PROJECTS FOR THE MTEF (2021-2024) - GH¢

MDA: Office of Government Machinery (Coastal Development Authority)

Funding Source: GOG

Budget Ceiling:

72,327,437.75 132,931,279.79 122,167,037.04 6,783,564.15

			Allotment Based on the MTEF (2021-2024)			
#	Code	Contract	2021	2022	2023	2024
363	1319778	Const of 1No. 20-seater WC -St. Anne's area Sekondi	1,655.99	-		
364	1319794	Const of 1No. 10-se'r WC toilet with Anci Fctys the Damang market	1,743.12	-		
365	1319804	Const of 1No. 10-se'r WC toilet with Anci Fctys the Atieku market	1,743.12	-		
366	1319806	Const of 1No 10-se'r WC toilet with Anci Fctys at Moree Jnx, AAK C	1,743.12	-		
367	1319812	Const of 1No. 20-seater WC -Aboifie	1,655.99	-		
368	1319814	Const of 1No. 20-seater WC -Wassa-Dunkwa	1,655.99	-		
369	1319815	Const of 1 No. Brhole for 20 seater WC -Wassa-Dunkwa	1,655.99	-		
370	1319816	Const of 1No. 20-seater WC -Kwabeng	1,655.99	-		
371	1319843	Const of 1No. 10-se'r WC toilet with Anci Fctys the Apowa market	1,743.12	-		
372	1319845	Const of 1No. 20-seater WC -Ebi	1,655.99	-		
373	1319856	Construction of U drain 2000 x 2000x 150mm at Kwesimintsim	1,091.18	-		
374	1319859	Const of 1 No. mechanised Brhole for Mempeasem	274.73	-		
375	1319861	Const of 1No. 10-se'r WC toilet with Anci Fctys the Burae market	1,655.96	-		
376	1319865	Const of 1No. 10-seater WC -Amoaya Market	877.54	-		
377	1319872	Const of 1 No.Brhole with anc fac-Nkrumakrom	274.73	-		
378	1319873	Const of 1No. 20-seater WC -Amafie	1,655.99	-		
379	1319878	Const of 1No. 10-seater WC -Sewum Market	877.54	-		

PUBLIC INVESTMENT PLAN (PIP) FOR ON-GOING PROJECTS FOR THE MTEF (2021-2024) - GH¢

MDA: Office of Government Machinery (Coastal Development Authority)

Funding Source: GOG

Budget Ceiling:

72,327,437.75 132,931,279.79 122,167,037.04 6,783,564.15

			Allotment Based on the MTEF (2021-2024)			
#	Code	Contract	2021	2022	2023	2024
380	1319880	Const of 1No. 10-seater WC -Achimfo Market	877.54	-		
381	1319882	Const of 1No. 10-seater WC -Sefwi-Akotombra Market	1,655.99	-		
382	1319883	Const of 1 No. Brhole for 10 seaterWC -Sefwi-Akontombra Market	1,655.99	-		
383	1319890	Const of 1No. 10-seater WC -Bonsu Nkwanta Market	877.54	-		
384	1319894	Const of 10No. Manual Brholes for selected comm-Hohoe	2,609.84	-		
385	1319895	Const of 15No. Brhole for Slctd communities within the Hohoe Const'cy	4,120.81	-		
386	1319897	Const of 1.6km 1.2m x 1.2m drains at Asempa down to New market	4,318.79	-		
387	1319899	Const of Double 1200mm Diameter Concrete Pipe storm Drain - 120m	4,318.79	-		
388	1319900	Const of drains & floor slap at forecourt of Police Hq at Anfoega	1,591.13	-		
389	1319901	Const of 1km drain from Abustech to Abustech jun., Ho West C	1,727.52	-		
390	1319903	Construction of Drains at Aboso	2,159.39	-		
391	1319906	Const of Manso Town Drains, Mpohor C.	2,273.05	-		
392	1319907	Const of 2no. Main Drains at Ayiem, Mpohor C.	2,273.05	-		
393	1319911	Construction of drains on Slctd roads within Weija Gbawe Municipality	11,378.73	-		
394	1319914	Const of 0.9m U-drain at Tuba (400m) at Tuba, Weija G. C.	1,490.98	-		
395	1319919	Const of drainage at Royal Prep. Sch Area at La, La Dadekotopon C	3,569.25	-		
396	1319924	Const of 1No 20S'ter Disab'ty Frndly WC with Anci Fctys at Tesano	1,574.16	-		

PUBLIC INVESTMENT PLAN (PIP) FOR ON-GOING PROJECTS FOR THE MTEF (2021-2024) - GH¢

MDA: Office of Government Machinery (Coastal Development Authority)

Funding Source: GOG

Budget Ceiling:

72,327,437.75 132,931,279.79 122,167,037.04 6,783,564.15

			Allotment Based on the MTEF (2021-2024)			
#	Code	Contract	2021	2022	2023	2024
397	1319925	Const of 1 No. mechanised Brhole for 10 seater WC facility at Tesano	1,655.99	-		
398	1319927	Const of 3No Mchnzd Brhole with Ovrhd Tank & stand Fcty at Amasaman	824.16	-		
399	1319934	Const of Drain at Logogligi Street, Ablekuma N. C.	1,877.03	-		
400	1319936	Construction of 0.9m storm drain (220m)	1,546.05	-		
401	1319937	Construction of 1.5m storm drain - 200m	3,712.79	-		
402	1319938	Construction of 0.9m U-drain -350m	2,539.47	-		
403	1319939	Const. of storm drains at Santa Maria (200m)	4,126.04	-		
404	1319940	Const. of storm drains at Sowutuom	5,303.89	-		
405	1319941	Const. of 3.5x2.5m double box culvert at Anyaa	2,627.76	-		
406	1319942	Reshaping and greening of Teiman	318.23	-		
407	1319943	Grading and Reshaping at Madina Estate	209.12	-		
408	1319944	Construction of Washiington Drains	884.65	-		
409	1319945	Const of 0.6m U-drain- 1.20m at Nsamamponmu & Madina Estate area	3,166.75	-		
410	1319946	Const of 0.6m U-drain-1.5Km at Zongo mallam Inusah road & links	3,689.91	-		
411	1319947	Const of 0.6m U-drain- 300m at Presec Sch roads	846.74	-		
412	1319953	Construction of Drains in Nii Boiman	2,225.95	-		
413	1319954	Const of Drains in Kissaman	2,225.95	-		

PUBLIC INVESTMENT PLAN (PIP) FOR ON-GOING PROJECTS FOR THE MTEF (2021-2024) - GH¢

MDA: Office of Government Machinery (Coastal Development Authority)

Funding Source: GOG

Budget Ceiling:

72,327,437.75 132,931,279.79 122,167,037.04 6,783,564.15

			Allotment Based on the MTEF (2021-2024)			
#	Code	Contract	2021	2022	2023	2024
414	1319955	Const of 0.90M U-Drain at New Achimota (400m) at New Achimota, Trobu C	1,490.98	-		
415	1319956	Const of 0.90M U-Drain (400m) at Nii Ankraman, Trobu C	1,490.98	-		
416	1319959	Const of 0.90M U-Drain (400m) at Pokuase	1,538.49	-		
417	1319960	Const of 0.90M U-Drain (400m) Phase II at Ofankor, Trobu C.	1,490.98	-		
418	1319961	Const of 0.90M U-Drain (400m) at Omanjor, Trobu C	1,490.98	-		
419	1319965	Const of 0.90M U-Drain (400m) at Afiaman, Trobu C.	1,461.56	-		
420	1319966	Const of 0.90M U-Drain (400m) at Abenso, Trobu C	1,461.56	-		
421	1319969	Const of AlphaBeta Storm Drain at Dansoman, Ablekuma W. C	3,805.13	-		
422	1319970	Const of Storm Drain & Box Culvert behind GCB, Ablekuma W. C	1,386.87	-		
423	1319971	Const of Atomic Laststop storm drain	4,648.06	-		
424	1319972	Const of Titus Glover storm drain	602.41	-		
425	1319975	Const of 0.6m and 0.9m U-Drains in Okaikoi Central Const'y	2,197.42	-		
426	1319977	Const of Sngle Clvrt at N. Lg Hsen Dwn & Dble Clvrt, Frafraha Anml Rsrch	2,055.71	-		
427	1319978	Const of 2.5x2.5m culvert at New Legon (Accountancy), Adentan C.	1,952.92	-		
428	1319982	Const of 0.45m U-drain at U- EMEFS Estate, Ningo-Prampram C	2,132.48	-		
429	1319984	Const of 1No 20-S'ter Disab'ty Frndly WC with Anci Fctys at Ada East	3,119.83	-		
430	1319985	Const of 1 No. mechanised Brhole for 20 seater WC facility at Ada East	1,655.99	-		

PUBLIC INVESTMENT PLAN (PIP) FOR ON-GOING PROJECTS FOR THE MTEF (2021-2024) - GH¢

MDA: Office of Government Machinery (Coastal Development Authority)

Funding Source: GOG

Budget Ceiling:

72,327,437.75 132,931,279.79 122,167,037.04 6,783,564.15

			Allotment Based on the MTEF (2021-2024)			
#	Code	Contract	2021	2022	2023	2024
431	1319987	Const of U drains at Taifa Bukina	2,273.05	-		
432	1319991	Const of 20-s'ter WC toilet at Cobbah Yalley, Effia C.	1,655.99	-		
433	1319993	Const of 20-s'ter WC toilet at G.S. Tanokrom, Effia C.	1,655.99	-		
434	1319995	Const of 20-s'ter WC toilet at Effia-Kuma No.1, Effia C.	1,655.99	-		
435	1320063	Const of Culvert @ Korle-Bu Jnx & Drains @ Beraku, Awutu S. W. C.	1,415.68	-		
436	1320064	Const of Drains & Surf. of Mfadwen Jnx Rd to Bontrase, Awutu S. W. C.	1,413.15	-		
437	1320069	Const of drains within the Bortianor Ngleshie Amanfro Const'y	10,370.19	-		
438	1320073	Const of Drains and Culvert at New Ebu, AAK C	1,610.97	-		
439	1320079	Const of 0.9 Storm Drain(220m) at Santa Maria, Anyaa Sowutuom C.	1,468.75	-		
440	1320083	Const of 0.6m U-Drains at Tshuapa Street(1.2km), Okaikoi North C.	3,604.90	-		
441	1320091	Const of 5no. 10 Seater WC Toilet within the Hohoe C	4,387.72	-		
442	1320100	Spot imprv't of Rds &Drains @Bowiri Amanfrom to Bowiri A., Biakoye C.	1,295.64	-		
443	1320106	Const. 1No 20-s'tr WC Toilet Fac'ty at Gomoa Oguakrom, Gomoa C. C.	1,743.15	-		
444	1320108	Const of 1No. 20-s'tr WC toilet at Tsamekpe, South Dayi C.	1,743.15	-		
445	1320112	Const of 0.9M U-Drains at Kasoa CP Jnx Area(400M), Awutu Senya E. C.	1,500.08	-		
446	1320114	Const of Drains at Klagon, Tema West C (Phase I)	1,591.13	-		
447	1320115	Const of 0.6M U-Drains along Akutiaku St., Tawia A. L, Ablekuma C. C	4,546.09	-		

PUBLIC INVESTMENT PLAN (PIP) FOR ON-GOING PROJECTS FOR THE MTEF (2021-2024) - GH¢

MDA: Office of Government Machinery (Coastal Development Authority)

Funding Source: GOG

Budget Ceiling:

72,327,437.75 132,931,279.79 122,167,037.04 6,783,564.15

			Allotment Based on the MTEF (2021-2024)			
#	Code	Contract	2021	2022	2023	2024
448	1320116	Const of Drains at Klagon, Tema West C (Phase II)	1,591.13	-		
449	1320118	Const of 0.9M U-Drains at CHABAA, Ablekuma N. C	2,159.39	-		
450	1320123	Const of Drains within the Assin North C.	1,591.13	-		
451	1320125	Const of 0.9 Drains at Peki Avetila, South Dayi C	5,909.92	-		
452	1320126	Const of 0.6 Drains at Peki Belei, South Dayi C	5,455.31	-		
453	1320127	Const of 20-S'ter WC Toilet at Fiagbedu, Ketu North C.	1,655.99	-		
454	1320129	Const of 1No. 10-s'ter WC Toilet at Agona, Evalue Gwira A. C.	877.54	-		
455	1320130	Const of 1No. 10-s'ter WC Toilet at Annibil, Evalue Gwira A. C.	877.54	-		
456	1320131	Const of 2No. 10-s'ter WC Toilet at Nsein, Evalue Gwira A. C.	1,755.09	-		
457	1419014	Const of Youth Tech.& Inno. Centre at Shama, Shama Const'y	11,286.23	-		
458	1519125	Provision of Streetlights at Adenta	344.52	-		
459	1519126	Provision of Street lights at Slctd Comtys in Ablekuma Const'cy	1,758.78	-		
460	1519154	Rural Electrification Project at Selctd Cmtys in Krachi West C	2,273.05	-		
461	1619157	Completion of Teachers Quarters at Bonyere-Jomoro	454.61	-		
462	1619159	Completion of Teachers quarters at New Nzulezu	454.61	-		
463	1619160	Completion of Teachers quarters at Twenen-Jomoro	454.61	-		
464	1620019	Const of 1No. 3unit T'chers Bungalow @Essakyir, Ekumfi C.	2,045.74	-		

PUBLIC INVESTMENT PLAN (PIP) FOR ON-GOING PROJECTS FOR THE MTEF (2021-2024) - GH¢

MDA: Office of Government Machinery (Coastal Development Authority)

Funding Source: GOG

Budget Ceiling:

72,327,437.75 132,931,279.79 122,167,037.04 6,783,564.15

			Allotment Based on the MTEF (2021-2024)			
#	Code	Contract	2021	2022	2023	2024
465	1620025	Const. of 6 unit Tchrs accom fcty at Agravi D/A basic Sch	863.76	-		
466	1719024	Surface improvement of Nkwanta lorry park	772.84	-		
467	1719025	Paving of Community Five(5) Taxi Station at Community 1, Tema	907.44	-		
468	1719026	Const of shed for passengers within Slctd communities in Upper D. E.	2,159.39	-		
469	1720003	Const and Paving of Bawjiase lorry park, Awutu S. W. C.	2,709.22	-		
470	1720005	Const of Lorry Park at Kotobabi 1, Ayawaso Central C	681.91	-		
471	1720006	Const of Lorry Park at Kotobabi 2, Ayawaso Central C	681.91	-		
472	1720007	Const of Lorry Park at Pig Farm, Ayawaso Central C	681.91	-		
473	1819017	Const. of Police Station At Agona Asafo	456.42	-		
474	1819018	Const. of Police Post At Aflao Boader	454.61	-		
475	1819024	Const 1No. Police Station at Acquallah, Aowin C	2,273.05	-		
476	1919016	Const. of Durbar Ground At ofaakoor	909.22	-		
477	1919040	Const of small town water system at Kute and Kuje, Buem C	2,323.11	-		
478	1919041	Const of small town water system at Tetema and New Baika, Buem C.	806.93	-		
479	1919042	Const of Old people Centre at Takoradi	4,546.09	-		
480	1919043	Construction of 1No. Community Centre Anyinasi	909.22	-		
481	1919045	Laying of pavement blocks at Anaji Durbar grounds	-	-		

PUBLIC INVESTMENT PLAN (PIP) FOR ON-GOING PROJECTS FOR THE MTEF (2021-2024) - GH¢

MDA: Office of Government Machinery (Coastal Development Authority)

Funding Source: GOG

Budget Ceiling:

72,327,437.75 132,931,279.79 122,167,037.04 6,783,564.15

			Allotment Based on the MTEF (2021-2024)			
#	Code	Contract	2021	2022	2023	2024
482	1919046	Const of Community Centre at Ayiem (Ph.2), Mpohor C.	454.61	-		
483	1919047	Aged home and recreational center at Bohye Land Community 7	909.22	-		
484	1919048	Const. of Children playing ground at Tema Comm. 4	227.30	-		
485	1919049	Const of a Community Center and Library at ACHIMOTA, Okaikoi North C	4,546.09	-		
486	1919126	Const of No.1Gathering Grds at Tikobo	150,000.00	-		
487	1919127	Const of Gathering grounds at Half Assini-Jomoro	150,000.00	-		
488	1919128	Const of community shed at Anwiafutu-Jomoro D	1,295.64	-		
489	1919129	Const of meeting grounds with chairs at Boakwa-Jomoro D	1,295.64	-		
490	1919130	Construction of community Shed at Bawie	1,295.64	-		
491	1919131	Construction of community center at New Nzulezu	1,295.64	-		
492	1919132	Construction of Compound community Shed-Jomoro D	1,295.64	-		
493	1919133	Const of Shed with TV and 150 chairs at Cocoa Town-Jomoro D	1,295.64	-		
494	1920003	Const of Community C'tre at Mampong, Essikado Ketan C.	909.22	-		
495	1920004	Const of Community C'tre at Essikado, Essikado Ketan C.	2,273.05	-		
496	1920005	Const of Community C'tre at Akomakrom, Essikado Ketan C.	454.61	-		
497	1920006	Const of Community C'tre at Bohwohombodzen, Essikado Ketan C.	454.61	-		
498	1920007	Const of Community C'tre at Ahanta Abasa, Essikado Ketan C.	454.61	-		

PUBLIC INVESTMENT PLAN (PIP) FOR ON-GOING PROJECTS FOR THE MTEF (2021-2024) - GH¢

MDA: Office of Government Machinery (Coastal Development Authority)

Funding Source: GOG

Budget Ceiling:

72,327,437.75 132,931,279.79 122,167,037.04 6,783,564.15

			Allotment Based on the MTEF (2021-2024)			
#	Code	Contract	2021	2022	2023	2024
499	1920012	Const of 3No. Durbar Grds at Edumfa, Nyamedom & Afrangua, AAK C	2,046.66	-		
500	1920013	Const. of 3No. Durbar Grds @ Nantifa,Asrekwaa&Gyesikrom, Agona East C.	1,363.83	-		
501	1920014	Const. of 3No. Durbar Grds @Duabone, Seth O. & Kenyanko, Agona East C.	1,363.83	-		
502	1920016	Const of Multi-purpose District Lib. at Wassa Akropong, Amenfi E. C.	1,728.51	-		
503	1920018	Const of 3No Comm'ty C'tr at Tetrum,Old Town&Adriyie,Takwa Nsuaem C.	4,091.49	-		
504	1920022	Const of Gathering Grounds At Half Assini In the Jomoro C	1,363.83	-		
505	1920023	Const of 1no. Gathering Grounds At Allowule In the Jomoro C	1,295.64	-		
506	1920025	Const of 1No. Community Durbar Grds at Assin Praso, Assin North C.	1,591.13	-		
507	1920027	1No. Community Durbar Grds with Astr Turf Park at Ga Trad. Council	9,092.19	-		
508	1920029	Const of Meeting grounds at Boakwa-Jomoro C	318.23	-		
509	1920030	Const of Community Shield at Bawie, Jomoro C	1,295.64	-		
510	1920032	Const of Community Shed-Jomoro C	454.61	-		
511	1920033	Const. of Community C'tre Hohoe Zongo, Hohoe C.	2,703.08	-		
512	2019005	Const. of Playing Field At Half Assini	909.22	-		
513	2019015	Grading and Reshaping and replacement of Goal Post at No. 1 Park	211.39	-		
514	2019016	Oyarifa Youth Craftman Driving Mower (Football Field)	45.46	-		
515	2019054	Construction of football field at Anwiafutu Jux-Jomoro D	909.22	-		

PUBLIC INVESTMENT PLAN (PIP) FOR ON-GOING PROJECTS FOR THE MTEF (2021-2024) - GH¢

MDA: Office of Government Machinery (Coastal Development Authority)

Funding Source: GOG

Budget Ceiling:

72,327,437.75 132,931,279.79 122,167,037.04 6,783,564.15

			Allotment Based on the MTEF (2021-2024)			
#	Code	Contract	2021	2022	2023	2024
516	2019056	Const of 1No. Astro Turf Park at Bawjiase - Awutu S. W.	6,819.14	-		
517	2020001	Const of Astro Turf at Fijai, Essikado Ketan C.	6,819.14	-		
518	2020002	Const of 1No. Astro Turf at Alajo, Ayawaso C. C	6,819.14	-		
519	2119030	Const. of 1 No. Mkt At Asempanaye Asempanaye	2,459.92	-		
520	2119121	Const of 1No. 40-set'r stalls, Store room works at Gomoa - Ekwakrom	2,638.47	-		
521	2119122	Const of 1No. 40-set'r stalls, Store rm & ext. wks at Gomoa - Afransi	2,638.47	-		
522	2119124	Const of 1No. 40-set'r stalls, Store rm & ext. wks at Lower Bobikuma	2,506.55	-		
523	2119125	Const of 1No. 40-set'r stalls, Store rm & ext. wks at Amoabin	2,506.55	-		
524	2119126	Const of 1No. 40-set'r stalls, Store rm & ext. wks at Kojo Beedu	2,506.55	-		
525	2119129	Const of 1No. 40-set'r stalls, Store rm & ext. wks at Amanful No. 2	636.45	-		
526	2119131	Const of 1No. 40-set'r stalls, Store rm & ext. wks at Twifo Abugyaa	2,506.55	-		
527	2119132	Const of 100-set'r Mrkt sheds & 40No Lockbl Strs with Anci Fcty-Dambai	9,092.19	-		
528	2119134	Const of 1No. 40-set'r stalls, Store rm & ext. wks at Tadzewu	2,459.92	-		
529	2119135	Const of 1No. 40-set'r stalls, Store rm & ext. wks at Efife	2,506.55	-		
530	2119137	Const of of market shed at Abutia, Kissiflui and Dededo,, Ho West C	2,954.96	-		
531	2119138	Paving of Juapong market	2,807.21	-		
532	2119144	Const of 1No. 40-set'r stalls, Store rm & ext. wks at Abrodzewuram	2,506.55	-		

PUBLIC INVESTMENT PLAN (PIP) FOR ON-GOING PROJECTS FOR THE MTEF (2021-2024) - GH¢

MDA: Office of Government Machinery (Coastal Development Authority)

Funding Source: GOG

Budget Ceiling:

72,327,437.75 132,931,279.79 122,167,037.04 6,783,564.15

			Allotment Based on the MTEF (2021-2024)			
#	Code	Contract	2021	2022	2023	2024
533	2119146	Const of 1No. 40-set'r stalls, Store rm & ext. wks at Butumagyebu	2,506.55	-		
534	2119150	Const of 1No. 40-set'r stalls, Store rm & ext. wks at Grubi	2,506.55	-		
535	2119151	Const of 1No. 40-set'r stalls, Store rm & ext. wks at Kwamekrom	2,506.55	-		
536	2119152	Const of 1No. 40-set'r stalls, Store rm & ext. wks at Abutuase	2,506.55	-		
538	2119157	Const of 1No. 25-Unit Mkt Sefwi-Akotombra, Sefwi Akotombra C	1,181.98	-		
539	2119159	Const of market sheds at Lolobi Kumasi, Hohoe C	909.22	-		
540	2119160	Const of market sheds at Likpe Kukurantumi, North Tongu C	863.76	-		
541	2119161	Const of market sheds at Ewli	909.22	-		
542	2119162	Pavement of Anfoega market	1,295.64	-		
543	2119166	Const of 11No. Open market shed at Nima market, Ayawaso East C	8,189.80	-		
544	2119167	Const of warehouse for Nima market, Ayawaso East C	1,877.74	-		
545	2119168	Const of market at Darkuman, Ablekuma N. C.	1,771.78	-		
546	2119169	Redevelopment of Kpone Market into a modern market at Kpone	9,492.45	-		
547	2119175	Fencing and Paving of Taifa Market	3,455.03	-		
548	2119176	Const 3No. 40-Str open stalls at Dome- Market	7,915.42	-		
549	2119177	Const of 2NO. 2-Storey Market at Odornaa, Klottey K. C.	10,796.97	-		
550	2119180	Const of 1No 40 lckble, 40 Open stall, 2No Str Rm & Extn'l Wrks,Tema W	9,017.83	-		

PUBLIC INVESTMENT PLAN (PIP) FOR ON-GOING PROJECTS FOR THE MTEF (2021-2024) - GH¢

MDA: Office of Government Machinery (Coastal Development Authority)

Funding Source: GOG

Budget Ceiling:

72,327,437.75 132,931,279.79 122,167,037.04 6,783,564.15

			Allotment Based on the MTEF (2021-2024)			
#	Code	Contract	2021	2022	2023	2024
551	2119181	Const of 1No 40-S'ter Open Mrkt stall, Str Rm & Extn'l Wrks, Mamobi W.	2,459.92	-		
552	2119279	Const of 1No 40-S'ter Open Mrkt Stalls, Str Rm and Extnl Wrks, Amamoma	2,506.55	-		
553	2119280	Const of 1No 40S'ter Open Mrkt Stalls, Str Rm & Extn'l Wrks, Apewosika	2,459.92	-		
554	2119305	Const of 1No. 40-s'tr Open Stalls,SR. & Ext'l works at Nkonya Wurupong, Biakoye C.	2,459.92	-		
555	2120012	Const of Small Market at Huni Valley (Bondaye), Prestea Huni Valley C	2,336.92	-		
556	2120013	Const of Market Sheds at Boako-WIAWSO	2,506.55	-		
557	2120014	Const. of Medium Market at Old Bortianor, Bortianor N. A. C.	9,492.45	-		
558	2120016	Const of 1No. Small Size Market at Wawase, Hemang Lower D. C.	2,459.92	-		
559	2120017	Const of 2No. Brhs for Jukwa and Wawase Markets, Hemang Lower D. C.	549.44	-		
560	2120020	Const of Small Market at Benso, Takwa Nsuaem C.	2,506.55	-		
561	2120021	Const Of 1no. Small Market At Kushea In the Assin North C.	2,506.55	-		
562	2120027	Const of 40 Seater Open Market Stalls In the Prestea Huni-Valley C	2,638.47	-		
563	2120028	Const of 1No. 40-s'tr Open Stalls at Nkonya Ahenkro, Biakoye C.	2,638.47	-		
564	2120029	Const. 1No. 40L'kable, 40 Open S'tr Mkt @Tongor-Dzaemi, South Dayi C.	9,492.45	-		
565	2120030	Const of Small Market at Jomoro, Jomoro C.	2,506.55	-		
566	2120031	Const of Medium Market at Gwira Dominase, Evalue Gwira A. C	9,492.25	-		
567	2120033	Const of Small Market at Adaklu, Adaklu C	2,506.55	-		

PUBLIC INVESTMENT PLAN (PIP) FOR ON-GOING PROJECTS FOR THE MTEF (2021-2024) - GH¢

MDA: Office of Government Machinery (Coastal Development Authority)

Funding Source: GOG

Budget Ceiling:

72,327,437.75 132,931,279.79 122,167,037.04 6,783,564.15

			Allotment Based on the MTEF (2021-2024)			
#	Code	Contract	2021	2022	2023	2024
568	2519002	Const. of Youth Centre At Agona- Nkwanta	8,637.58	-		
569	1019530	Construction of box culvert at Cyanide Junction, Tarkwa	7,824.20	-		
570	1020083	Bitumen Surfacing of Rds from Abotoase junx to the mkt, Biakoye C.	5,182.55	-		
571	1020086	Const of 0.9M C. Pipe Culvt D at LA, Regimauel Area,La Dadekotopon C	4,090.01	-		
572	1320110	Const of 45No. Boreholes within Central Region	650,000.00	-		
573	0220088	Const. 1No. 3-Unit CBL at Akokokrom, AAK C	1,569.23	-		
574	0220087	Const of 1No. 3-Unit CBL at Ohiaba, AAK C	1,569.23	-		
575	2020062	Const of 2No. Art. Pitch at Agona Swedru & NyanKrom, Agona West C	13,638.28	-		
577	1320878	Const of 1No. 10 - S'tr WC Toilet at Apewosika Kokaado, Cape Coast N	833.67	-		
578	1320121	Const of 8No. Boreholes within Oti Region	230,000.00	-		
579	1320874	Const of Drains within Trobu Const	2,727.66	-		
580	1320128	Const of Magistrate Court at Abor, Keta C	3,947.14	-		
581	2120034	Const of Small Market at Periya, Ketu North C.	2,506.55	-		
582	2020006	Const of 1No. Astro Turf -Takwa Nsuaem	6,819.14	-		
583	1320120	Const of 24No. Boreholes within the Western North Region	466,000.00	-		
585	1318569	Const of 1No 10-S'ter Disab'ty Frndly WC with Anci Fctys, Amamoma Mrkt	833.67	-		
586	1020085	Const of 0.9M C.Pipe Culvt D @LA-A. Yemokai Bar Area, La Dadekotopon C	3,395.32	-		

PUBLIC INVESTMENT PLAN (PIP) FOR ON-GOING PROJECTS FOR THE MTEF (2021-2024) - GH¢

MDA: Office of Government Machinery (Coastal Development Authority)

Funding Source: GOG

Budget Ceiling:

72,327,437.75 132,931,279.79 122,167,037.04 6,783,564.15

			Allotment Based on the MTEF (2021-2024)			
#	Code	Contract	2021	2022	2023	2024
587	1820002	Const. of 1No. Police Station in the Tema East Const'y	3,636.88	-		
588	1319714	Const of 1No. 10-se'r WC toilet with Anci Fctys the Ave Dakpa market	1,743.12	-		
590	1320089	Extension of Water from Vume to Kpotame & environs, South Tongu C	4,706.58	-		
593	1320875	Const of Drains & Culverts at Adentan	200,000.00	-		
594	1920037	Construction of Lorry Park at Asebu in AAK Constituency	100,893.14	-		
595	1920038	Renov. Of Sacred Heart Comm. Lib. At Essiam, Ajumako Enyam Essiam	98,034.73	-		
596	1920040	Const of 3No. Lorry Parks at Ledzokuku	4,546.09	-		
597	2020061	Const of Astro Turf & Anc. Fac. At Tema West	9,092.19	-		
598	1320113	Const of 19No. Boreholes within the Gt. Accra Region	500,000.00	-		
599	1320119	Const. of 51No. Boreholes within the Western Region	800,000.00	-		
600	0120019	Construction of CODA Office Complex, Ph 1	100,000.00	-		
601	1320877	Const. opf 1No. 20 S'tr WC toilet at Gomoa Achease, Gomoa Central	100,000.00	-		
602	1320879	Const of Drains within the Awutu Senya E. C	7,015.16	-		
603	1320880	Const of 1No. 20-Seater at Keta Consty	1,655.99	-		
604	1320881	Const of 10No. Mech. Boreholes within Ketu N	120,600.00	-		
605	1920043	Const of Lorry Park at Awutu Breku	2,273.05	-		
606	2120148	Construction of Market Stalls at Anaji in Kwesimintsim Constituency	202,124.46	-		

PUBLIC INVESTMENT PLAN (PIP) FOR ON-GOING PROJECTS FOR THE MTEF (2021-2024) - GH¢

MDA: Office of Government Machinery (Coastal Development Authority)

Funding Source: GOG

Budget Ceiling:

72,327,437.75 132,931,279.79 122,167,037.04 6,783,564.15

			Allotment Based on the MTEF (2021-2024)			
#	Code	Contract	2021	2022	2023	2024
607	2120149	Const of 1No. Small Market at Jato Chayo	250,000.00	-		
608	0220125	Provsn of 1950No. within the Coastal Dev't Zone	3,989.20	-		

PUBLIC INVESTMENT PLAN (PIP) FOR ON-GOING PROJECTS FOR THE MTEF (2021-2024) - GH¢

MDA: Office of Government Machinery (Coastal Development Authority)

Funding Source: ABFA

Budget Ceiling:

102,438,760.97 164,682,683.77 152,251,075.22 292,881,014.46

			Allotment Based on the MTEF (2021-2024)			
#	Code	Contract	2021	2022	2023	2024
1	0219870	Const with 1No. Community Library at Teshie Estate	66,534.48	-	-	
2	1619157	Completion of Teachers Quarters at Bonyere-Jomoro	100,000.00	-	-	
3	1619159	Completion of Teachers quarters at New Nzulezu	100,000.00	-	-	
4	1619160	Completion of Teachers quarters at Twenen-Jomoro	100,000.00	-	-	
5	1619158	Completion of Teachers Quarters at Mangyee-Jomoro	100,000.00	-	-	
6	0519374	Completion of Health Center ward at Samenya-Jomoro	110,000.00	-	-	
7	0519375	Completion of Health Center ward at Elubo-Jomoro	110,000.00	-	-	
8	0520037	completion of No.1 Health Center Ward at Tiboko, Jomoro C	110,000.00	-	-	
9	0219740	Sply of 240Nr. mono desks 14Nr. Tchrs' Furn to Shia SHS	135,400.00	-	-	
10	0419009	Procurement Classroom Furniture for Ho Nursing Training College	150,000.00	-	-	
11	1419005	Const of 1No. community library and computer laboratory at Amosima	107,582.54	92,100.46	-	
12	1919047	Aged home and recreational center at Bohye Land Community 7	100,000.00	100,000.00	-	
13	0219606	Const of 1No. 3-Unit CLBanc fac - Fuahwiasekese AEDA JHS	200,907.49	-	-	
14	0219574	Sply of 388No D. Desks to Slctd B/Sch in U. Denkyira W. Const'cy	201,145.29	-	-	
15	1419012	Const of ICT Centre at Manso, Mpohor C.	143,676.93	93,823.07	-	
16	1419013	Const of ICT Centre at Adum Bansa, Mpohor C.	103,895.59	133,604.41	-	
17	0219709	Sply of 500No Dual desk for selected JHSs within the Keta Const'cy	245,812.50	-	-	

PUBLIC INVESTMENT PLAN (PIP) FOR ON-GOING PROJECTS FOR THE MTEF (2021-2024) - GH¢

MDA: Office of Government Machinery (Coastal Development Authority)

Funding Source: ABFA

Budget Ceiling:

102,438,760.97 164,682,683.77 152,251,075.22 292,881,014.46

			Allotment Based on the MTEF (2021-2024)			
#	Code	Contract	2021	2022	2023	2024
18	1419007	Const of 1No. Community Library and ICT centre at Osobon Panyin	136,493.08	113,506.92	-	
19	0519252	Const of incinerators &placenta pits at 5 -north Dayi cons	107,582.54	148,917.46	-	
20	1419010	Const of 1No. 40 seater ICT Laboratory and Office for Amedzofe Cmty	159,739.96	99,010.04	-	
21	1619162	Const 3-BR Semi Det'd Doctors' bungalow at Gomoa Abonyi, Gomoa Central C.	205,644.29	58,565.15	-	
22	0219635	Const of 1No. 6-Unit CLBanc fac - Morkwa B/S, Twifo Atti-M. C.	200,456.15	67,648.53	-	
23	0520029	Const of 1No. Health Post at Brayaw, AAK C	107,582.54	170,532.66	-	
24	1419008	Const of 1No 40 set'r ICT Lab & Office for Honuta Aflakpe Prm Cmty	136,493.08	148,506.92	-	
25	0219856	Const of 3-uint CLBwith ancilliary at Botoku Voc. Tech. Inst.	205,644.29	98,355.71	-	
26	1619155	Const 1No. 2bedroom staff quarters at Dzodze-Penyi SHS, Ketu N. C.	145,722.08	174,608.42	-	
27	0220122	Provsn of 720No. D. Desk,25No. T'chers Furn. for Schs within W/R	198,700.81	135,299.19	-	
28	0219645	Const of 1No KG Block with Anci Fctys at Bommoden-Beposo, Kete-Krachi	100,456.31	233,543.69	-	
29	0220086	Const of 1No. 3-Unit CLB at Ayeldu, AAK C	295,644.29	49,538.71	-	
30	0220088	Const. 1No. 3-Unit CBL at Akokokrom, AAK C	205,644.29	139,538.71	-	
31	0220087	Const of 1No. 3-Unit CBL at Ohiaba, AAK C	205,644.29	139,538.71	-	
32	1419011	Const of ICT Library at Dixcove, Ahanta West C.	200,456.31	144,726.69	-	
33	1920016	Const of Multi-purpose District Lib. at Wassa Akropong, Amenfi E. C.	231,261.03	148,957.26	-	
34	0219864	Rehab of 1No 2-Stry 12-Unt CLB with Anci Fctys at Nima cluster of Schs	105,969.21	288,281.29	-	

PUBLIC INVESTMENT PLAN (PIP) FOR ON-GOING PROJECTS FOR THE MTEF (2021-2024) - GH¢

MDA: Office of Government Machinery (Coastal Development Authority)

Funding Source: ABFA

Budget Ceiling:

102,438,760.97 164,682,683.77 152,251,075.22 292,881,014.46

			Allotment Based on the MTEF (2021-2024)			
#	Code	Contract	2021	2022	2023	2024
35	0219639	Sply of 762Nr. D. Desks to selected B/Ss in the Const'cy	394,441.36	-	-	
36	0620015	Const of Childrens Ward at Abura Dunkwa, AAK C	211,006.64	211,988.60	-	
37	0219720	Supply of 1500No. Mono desk - Ho West	127,500.00	300,000.00	-	
38	1620019	Const of 1No. 3unit T'chers Bungalow @Essakyir, Ekumfi C.	143,676.93	306,323.07	-	
39	0219558	Const of 1No. 2-Unit KG CLB at Besease D/A B/S, Upper D. W. C.	205,969.21	260,000.00	-	
40	0219562	Const of 1No. 2-Unit KG classroom Block at Modaso D/A B/S	205,969.21	260,000.00	-	
41	0219564	Const of 1No. 2-Unit KG CLB atAyamfuri Catholic B/S	205,969.21	260,000.00	-	
42	0219570	Const of 1No. 2-Unit KG classroom Block at Dankwakrom D/A B/S	205,969.21	260,000.00	-	
43	0219572	Const of 1No. 2-Unit KG classroom Block at Akurofrom D/A B/S	205,969.21	260,000.00	-	
44	0219587	Const of 1No. 2-Unit KG CLB at Lower Bobikuma B/S, Agona West C	205,969.21	260,000.00	-	
45	0219598	Const of 1No. 2-Unit KG classroom Block at Amissano B/S	205,969.21	260,000.00	-	
46	0219602	Const of 1No. 2-Unit KG classroom Block at Bombirim B/S	205,969.21	260,000.00	-	
47	0219616	Const of 1No. 2-Unit KG classroom Block at SamaniaZongo B/S	205,969.21	260,000.00	-	
48	0219692	Const of 1No. 2-Unit KG CLB atMafi-Feda B/S	205,969.21	260,000.00	-	
49	0219726	Const of 1No. 2-Unit KG CLB atPeki Avetile Methodist B/Ss	205,969.21	260,000.00	-	
50	0219730	Const of 1No. 2-Unit KG CLB at Peki Dzake KG	205,969.21	260,000.00	-	
51	0219761	Const of 1No. 2-Unit KG CLB at Presby KG, Ntankoful B/S	205,969.21	260,000.00	-	

PUBLIC INVESTMENT PLAN (PIP) FOR ON-GOING PROJECTS FOR THE MTEF (2021-2024) - GH¢

MDA: Office of Government Machinery (Coastal Development Authority)

Funding Source: ABFA

Budget Ceiling:

102,438,760.97 164,682,683.77 152,251,075.22 292,881,014.46

			Allotment Based on the MTEF (2021-2024)			
#	Code	Contract	2021	2022	2023	2024
52	0219815	Const of 1No. 2-Unit KG classroom Block at Ayisakrom B/S	205,969.21	260,000.00	-	
53	0219823	Const of 1No. 2-Unit KG classroom Block at Ayisakrom B/S	205,969.21	260,000.00	-	
54	0219825	Const of 1No. 2-Unit KG CLB at Ankrah B/S, Sefwi Akontombra C	205,969.21	260,000.00	-	
55	0219827	Const of 1No. 2-Unit KG CLB at Juaboso Nkwanta B/S	205,969.21	260,000.00	-	
56	0219852	Const of 1No. 2-Unit KG CLB at Mafi-Feda B/S, Central Tongu C	205,969.21	260,000.00	-	
57	0219865	Rehab of 1No 4-Stry 222-unit CLB with 4No Office & Anci Fctys at IRIS	205,969.21	260,000.00	-	
58	0219882	Const of 1No. 2-Unit KG CLB at Ablekuma Central	205,969.21	260,000.00	-	
59	0219888	Const of 1No. 2-Unit KG CLB at Halcrow-comm 2 B/S, Tema West C	205,969.21	260,000.00	-	
60	0219890	Const of 1No. 2-Unit KG CLB at Kassajan-comm 2B/S	205,969.21	260,000.00	-	
61	0219893	Const of 1No. 2-Unit KG CLB at Mamobi West	205,969.21	260,000.00	-	
62	0220236	Const of 1No. 2-Unit CLB at Domenase D/A Basic	105,969.21	360,000.00	-	
63	0220241	Const. of 1No. 2-Unit CLB at Gyesewobere	105,969.21	360,000.00	-	
64	0220098	Const of 1No. 12-Unit St'ry CLB @K. Nkrumah Cluster, Ayawaso Central C	105,969.21	360,000.00	-	
65	0219686	Const of 1No. 2-Unit KG classroom Block at Mafi- Adiekpe B/S	105,969.21	360,000.00	-	
66	0219684	Const of 1No. 2-Unit KG classroom Block at Mafi-Telefeanu B/S	105,969.21	360,000.00	-	
67	0219690	Const of 1No. 2-Unit KG classroom Block at Mafi-Fiekpa B/S	105,969.21	360,000.00	-	
68	0220232	Const of 1No. 2-Unit KG CLB at Breman Denyendua, Ajumako Enyam Essiam	105,969.21	360,000.00	-	

PUBLIC INVESTMENT PLAN (PIP) FOR ON-GOING PROJECTS FOR THE MTEF (2021-2024) - GH¢

MDA: Office of Government Machinery (Coastal Development Authority)

Funding Source: ABFA

Budget Ceiling:

102,438,760.97 164,682,683.77 152,251,075.22 292,881,014.46

			Allotment Based on the MTEF (2021-2024)			
#	Code	Contract	2021	2022	2023	2024
69	0219813	Const of 1No. 2-Unit KG CLB atAkontombra - Nkwanta B/S	105,969.21	360,000.00	-	
70	0219560	Const of 1No. 2-Unit KG CLB-Aya Ampabena/Betenase D/A B/S	105,969.21	360,000.00	-	
71	0219568	Const of 1No. 2-Unit KG CLB at Domenase Methodist B/S	105,969.21	360,000.00	-	
72	0219801	Const of 1No. 2-Unit KG classroom Block at Kunuma D/A B/S	105,969.21	360,000.00	-	
73	0219833	Const of 1No. 2-Unit KG classroom Block at Obeykrom B/S	105,969.21	360,000.00	-	
74	0219624	Const of 2-unit K.G block anc fac - Bisease Bethel Primary	105,969.21	360,000.00	-	
75	0220116	Const of 1No. 2-Unit KG with Anci. Fact'y at Gomoa-Jukwa, Gomoa C. C.	105,969.21	360,000.00	-	
76	0219668	Const of 1No. 2-Unit KG CLB at Srohume B/S, Ketu South C	105,969.21	360,000.00	-	
77	0219583	Const of 1No. 2-Unit KG CLB at Nkranfo B/S, Agona West C	105,969.21	360,000.00	-	
78	1419006	Renovation of Breman Essiam B/S Library and ICT Centre	107,582.54	358,386.67	-	
79	0219721	Supply of 1000No. dual desk - Ho West	275,000.00	200,000.00	-	
80	0319127	Rehab & Sply of I.C.T Lab needs for Manhean SHTS	236,493.08	241,677.50	-	
81	0219582	Prvsn for 500No. D. Desks for Schs within Agona West Const'cy	283,318.32	207,175.58	-	
82	0220233	Const of 1No 6 - Unit CLB at Bereku Methodist B/S, Assin North	113,244.78	377,249.12	-	
83	0220121	Provsn of 1080No. D. Desk&17No. T'chers Furn. for Schs within Gt. A/R	372,013.98	134,386.02	-	
84	0519254	Const of 1No. CHPS Compound at Achiaman, Amasaman C.	481,251.82	79,994.71	-	
85	0519231	Const of 60-bed ward at New Takoradi, Takoradi Const'y	400,456.31	169,543.69	-	

PUBLIC INVESTMENT PLAN (PIP) FOR ON-GOING PROJECTS FOR THE MTEF (2021-2024) - GH¢

MDA: Office of Government Machinery (Coastal Development Authority)

Funding Source: ABFA

Budget Ceiling:

102,438,760.97 164,682,683.77 152,251,075.22 292,881,014.46

			Allotment Based on the MTEF (2021-2024)			
#	Code	Contract	2021	2022	2023	2024
86	0218259	Const of 1No. 3-Unit CLB with Ancil Fctys at Nyago-Konda Basic School	295,644.29	295,544.30	-	
87	0219541	Const of 1No. 3-Unit CLBanc fac - Al-Huda B/S, Fosu Zongo, Assin C. C.	295,644.29	295,544.30	-	
88	0219543	Const of 1No. 3-Unit CLBanc fac - Wurakese Station, Assin C. C.	295,644.29	295,544.30	-	
89	0219555	Const of 1No. 3-Unit CLBanc fac - Gomoa Adzentem, Gomoa East C	295,644.29	295,544.30	-	
90	0219575	Const of 1No. 3-Unit CLBanc fac -Aboso- Benso Primary, Gomoa Akropong	295,644.29	295,544.30	-	
91	0219577	Const of 1No. 3-Unit CLBanc fac - Junkwa-Junkwa	295,644.29	295,544.30	-	
92	0219585	Const of 1No. 3-Unit CLBanc fac - Nyakrom SDA Sch, Agona West C	295,644.29	295,544.30	-	
93	0219591	Const of 1No. 3-Unit CLBanc fac - Anyinabrim, Assin South C	295,644.29	295,544.30	-	
94	0219608	Const of 1No. 3-Unit CLBanc fac - Agona Asafo Presby JHS	295,644.29	295,544.30	-	
95	0219614	Const of 1No. 3-Unit CLBanc fac - Mpredwo, AAK C.	295,644.29	295,544.30	-	
96	0219620	Const of 1No. 3-Unit CLBanc fac - Samania Zongo JHS, Awutu Senya E. C	295,644.29	295,544.30	-	
97	0219631	Const of 1No. 3-Unit CLBanc fac - Gomoa Koforidua	295,644.29	295,544.30	-	
98	0219637	Const of 1No. 3-Unit CLBanc fac - Twifo Mampoma B/S	295,644.29	295,544.30	-	
99	0219652	Const of 1No. 3-Unit CLBanc fac - Kanjo B/S, Nkwanta N. C.	295,644.29	295,544.30	-	
100	0219654	Const of 1No. 3-Unit CLBanc fac - Damanko B/S, Nkwanta N. C.	295,644.29	295,544.30	-	
101	0219660	Const of 1No. 3-Unit CLBanc fac - Donkordo B/S, Nkwanta N. C.	295,644.29	295,544.30	-	
102	0219662	Const of 1No. 3-Unit CLBanc fac - Integrated Comm	295,644.29	295,544.30	-	

PUBLIC INVESTMENT PLAN (PIP) FOR ON-GOING PROJECTS FOR THE MTEF (2021-2024) - GH¢

MDA: Office of Government Machinery (Coastal Development Authority)

Funding Source: ABFA

Budget Ceiling:

102,438,760.97 164,682,683.77 152,251,075.22 292,881,014.46

			Allotment Based on the MTEF (2021-2024)			
#	Code	Contract	2021	2022	2023	2024
103	0219670	Const of 1No. 3-Unit CLBanc fac - Apedido, Ketu South C	295,644.29	295,544.30	-	
104	0219699	Const of 1No. 3-Unit CLBanc fac - Kpordui B/S	295,644.29	295,544.30	-	
105	0219718	Const of 1No. 3-Unit CLBanc fac - Sokladzi JHS, South Tongu C.	295,644.29	295,544.30	-	
106	0219722	Const of 1No. 3-Unit CLBanc fac - Dzemeni Islmic Sch	295,644.29	295,544.30	-	
107	0219724	Const of 1No. 3-Unit CLBanc fac - Duba Kpalime EP Sch, South Dayi C.	295,644.29	295,544.30	-	
108	0219728	Const of 1No. 3-Unit CLBanc fac - Peki Blengo EP KG	295,644.29	295,544.30	-	
109	0219732	Const of 1No. 3-Unit CLBanc fac - Tsate KG	295,644.29	295,544.30	-	
110	0219734	Const of 1No. 3-Unit CLBanc fac - Horkpo	295,644.29	295,544.30	-	
111	0219747	Const of 1No. 3-Unit CLB- Gordon JHS, Prestea H-V Const'y	295,644.29	295,544.30	-	
112	0219753	Const of 1No. 3-Unit CLBanc fac - Atobiase	295,644.29	295,544.30	-	
113	0219757	Const of 1No. 3-Unit CLBanc fac - Sekyere Nsuta	295,644.29	295,544.30	-	
114	0219787	Const of 1No. 3-Unit CLBanc fac - Nkrumakrom	295,644.29	295,544.30	-	
115	0219791	Const of 1No. 3-Unit CLBanc fac - Karlo	295,644.29	295,544.30	-	
116	0219793	Const of 1No. 3-Unit CLBanc fac - Sui-Aboi B/S	295,644.29	295,544.30	-	
117	0219795	Const of 1No. 3-Unit CLBanc fac - Dadieso- Islmic Sch	295,644.29	295,544.30	-	
118	0219799	Const of 1No. 3-Unit CLBanc fac - Gomoa Feteah Kakraba	295,644.29	295,544.30	-	
119	0219803	Const of 1No. 3-Unit CLBanc fac - Akurafu B/S	295,644.29	295,544.30	-	

PUBLIC INVESTMENT PLAN (PIP) FOR ON-GOING PROJECTS FOR THE MTEF (2021-2024) - GH¢

MDA: Office of Government Machinery (Coastal Development Authority)

Funding Source: ABFA

Budget Ceiling:

102,438,760.97 164,682,683.77 152,251,075.22 292,881,014.46

			Allotment Based on the MTEF (2021-2024)			
#	Code	Contract	2021	2022	2023	2024
120	0219817	Const of 1No. 3-Unit CLBanc fac - Abrohahia B/S, Sefwi Akontombra C	295,644.29	295,544.30	-	
121	0219819	Const of 1No. 3-Unit CLBanc fac - Nyamedieso B/S	295,644.29	295,544.30	-	
122	0219821	Const of 1No. 3-Unit CLBanc fac - Mireku B/S	295,644.29	295,544.30	-	
123	0219829	Const of 1No. 3-Unit CLBanc fac - Ahwiafutu B/S	295,644.29	295,544.30	-	
124	0219840	Const of 1No. 3-Unit CLBanc fac - Fodome Amle JHS	295,644.29	295,544.30	-	
125	0219842	Const of 1No. 3-Unit CLBanc fac - Alavanyo Agorhoe JHS	295,644.29	295,544.30	-	
126	0219848	Const of 1No. 3-Unit CLBanc fac - Mafi-Kpogadzie B/S	295,644.29	295,544.30	-	
127	0219868	Const of 1No 3-Unit CLB with Anci Fctys at Otsirikomfo B/S	295,644.29	295,544.30	-	
128	0219871	Const of 1No 3-Unit CLB with Anci Fctys at Nii Oglie, Cmty 25	295,644.29	295,544.30	-	
129	0219875	Const of 1No. 3-Unit CLB with Anci Fctys at Junkwa-Junkwa	295,644.29	295,544.30	-	
130	0219886	Const of 1No 3-Unit CLB with Anci Fctys at Fienya Zongo B/S	295,644.29	295,544.30	-	
131	0219897	Const of 1No. 3-Unit classroom block with Anci Fctys at Mamobi West	295,644.29	295,544.30	-	
132	0220085	Const of 1No. 3-Unit CLB at Akotom M/A JHS, Prestea Huni Valley C	295,644.29	295,544.30	-	
133	0220091	Const of 1No. 3-Unit CLB at Wuruwuru B/S, Sefwi Akontombra C.	295,644.29	295,544.30	-	
134	0220094	Const of 1No. 3-Unit CLB at Okrakrom B/S, Sefwi Akontombra C.	295,644.29	295,544.30	-	
135	0220095	Const of 1No. 3-Unit CLB at Aprogya B/S, Sefwi Akontombra C.	295,644.29	295,544.30	-	
136	0220096	Const of 1No. 3-Unit CLB B/S, Sefwi Akontombra C.	295,644.29	295,544.30	-	

PUBLIC INVESTMENT PLAN (PIP) FOR ON-GOING PROJECTS FOR THE MTEF (2021-2024) - GH¢

MDA: Office of Government Machinery (Coastal Development Authority)

Funding Source: ABFA

Budget Ceiling:

102,438,760.97 164,682,683.77 152,251,075.22 292,881,014.46

			Allotment Based on the MTEF (2021-2024)			
#	Code	Contract	2021	2022	2023	2024
137	0220097	Const of 1No. 3-Unit CLB at Nkwadum B/S, Sefwi Akontombra C.	295,644.29	295,544.30	-	
138	0220100	Const of 1No. 3-Unit CLB at Dunkwa JHS, Domeabra Obom C.	295,644.29	295,544.30	-	
139	0220103	Const of 1No. 3-Unit CLB at Oda Anwiam JHS, Amenfi West C	295,644.29	295,544.30	-	
140	0220107	Const of 1No. 3-Unit CLB at Oduman B/S, Amasaman C.	295,644.29	295,544.30	-	
141	0220114	Const Of 1No.3-Unit CLB at Antokrom, Suaman C	295,644.29	295,544.30	-	
142	0220115	Const of 1No. 3-Unit CLB at Swanzy, Sefwi Wiawso C	295,644.29	295,544.30	-	
143	0319124	Const of 1No. Dining and Assembly Hall Complex at Okadjakrom Sec Tec	136,493.08	454,695.51	-	
144	0520119	Const of 1No. Clinic at Agona Amenfi, Amenfi Central C	136,493.08	454,695.51	-	
145	1620025	Const. of 6 unit Tchrs accom fcty at Agravi D/A basic Sch	113,244.78	477,943.81	-	
146	0220234	Const of 3 - Unit CLB at Obirikwaku, Assin North	136,493.08	454,695.51	-	
147	1920038	Renov. Of Sacred Heart Comm. Lib. At Essiam, Ajumako Enyam Essiam	400,456.31	190,732.28	-	
148	0220235	Const of 1No. 3 - Unit CLB at Atankaase Assin Central	400,456.31	190,732.28	-	
149	0220237	Const of 1No. 3-Unit CLB at Kofi Donkor	205,644.29	385,544.30	-	
150	0220239	Const of 1No. 3-Unit CLB at Pibila	205,644.29	385,544.30	-	
151	0220240	Const of 1No. 3-Unit CLB at Nyameboa	205,644.29	385,544.30	-	
152	0219771	Const of 1No. 3-Unit CLBanc fac - Ahamanso B/S	205,644.29	385,544.30	-	
153	0219697	Const of 1No. 3-Unit CLBanc fac - Tunu B/S	205,644.29	385,544.30	-	

PUBLIC INVESTMENT PLAN (PIP) FOR ON-GOING PROJECTS FOR THE MTEF (2021-2024) - GH¢

MDA: Office of Government Machinery (Coastal Development Authority)

Funding Source: ABFA

Budget Ceiling:

102,438,760.97 164,682,683.77 152,251,075.22 292,881,014.46

			Allotment Based on the MTEF (2021-2024)			
#	Code	Contract	2021	2022	2023	2024
154	0219537	Const of 1No. 3-Unit CLB anc fac - Ankaase, Assin Central C.	205,644.29	385,544.30	-	
155	0219769	Const of 1No. 3-Unit CLBanc fac - Kodibenum - Nyarko	205,644.29	385,544.30	-	
156	0219643	Const of 1No 3-Unit CLB with Anci Fctys at Sabaja, Kete-Krachi	205,644.29	385,544.30	-	
157	0219701	Const of 1No. 3-Unit CLBanc fac - Fuveme B/S	205,644.29	385,544.30	-	
158	0219642	Const of 1No 3-Unit CLB with Anci Fctys at Yabora, Kete-Krachi	205,644.29	385,544.30	-	
159	0219712	Const of 1No. 3-Unit CLBanc fac - Aborlove-Nopoli JHS	205,644.29	385,544.30	-	
160	0219714	Const of 1No. 3-Unit CLBanc fac - Zongo Community in Sogakope	205,644.29	385,544.30	-	
161	0219610	Const of 1No. 3-Unit CLBanc fac - Kofi Kum, Agona East C	205,644.29	385,544.30	-	
162	0219703	Const of 1No. 3-Unit CLBanc fac - Sofa JHS	205,644.29	385,544.30	-	
163	0219716	Const of 1No. 3-Unit CLBanc fac - Agorkpo R.C. B/S, Sogakofe	205,644.29	385,544.30	-	
164	0219656	Const of 1No. 3-Unit CLBanc fac - Ogyiredo B/S	205,644.29	385,544.30	-	
165	0219658	Const of 1No. 3-Unit CLBanc fac - Jato Kparekpare B/S, Nkwanta N. C.	205,644.29	385,544.30	-	
166	0219745	Const of 1No. 3-Unit CLBanc fac - Nfantekrom Beppoh E/A JHS	205,644.29	385,544.30	-	
167	0220090	Const. 1No. 3-Unit CLB at Mfuom, Hemang Lower D. C.	205,644.29	385,544.30	-	
168	0219627	Const of 1No. 3-Unit CLBanc fac - Ajumako Bosso, Ajumako EE C.	205,644.29	385,544.30	-	
169	0219688	Const of 1No. 3-Unit CLBanc fac - Mafi-Kpogadzie B/S	205,644.29	385,544.30	-	
170	0220106	Const of 1no.3-Uint CLB at Mayokpor B/S, Amasaman C.	205,644.29	385,544.30	-	

PUBLIC INVESTMENT PLAN (PIP) FOR ON-GOING PROJECTS FOR THE MTEF (2021-2024) - GH¢

MDA: Office of Government Machinery (Coastal Development Authority)

Funding Source: ABFA

Budget Ceiling:

102,438,760.97 164,682,683.77 152,251,075.22 292,881,014.46

			Allotment Based on the MTEF (2021-2024)			
#	Code	Contract	2021	2022	2023	2024
171	0220111	Const of 1No. 3-Units CLB at Anwiam JHS, Amenfi West C	205,644.29	385,544.30	-	
172	0219750	Const of 1No. 3-Unit CLB- Anomatiwa JHS, Amenfi C. Const'y	205,644.29	385,544.30	-	
173	0219807	Const of 1No. 3-Unit CLBanc fac - Nyamebekyere B/S	205,644.29	385,544.30	-	
174	0220109	Const of 3-Unit CLB & Provsn Of D. Desks at Gabi M/A JHS, Kpando C	205,644.29	385,544.30	-	
175	0218255	Const of 1No. 3-Unit CLB with Anci Fctys at ICCES	205,644.29	385,544.30	-	
176	0219743	Const of 1No. 3-Unit CLB - Insusiding, Prestea H-V Const'y	205,644.29	385,544.30	-	
177	0219644	Const of 1No 3-Unit CLB with Anci Fctys at Mamata-Battor, Kete-Krachi	205,644.29	385,544.30	-	
178	0219596	Const of 1No. 3-Unit CLBanc fac - Gyinabodie	205,644.29	385,544.30	-	
179	0219589	Const of 1No. 3-Unit CLBanc fac - Nkum, Agona West C	205,644.29	385,544.30	-	
180	0220104	Const of 1No. 3-Unit CLB at Patase JHS, Amenfi West C	205,644.29	385,544.30	-	
181	0219550	Const of 1No. 3-Unit CLBanc fac - Nwomaso Meth. JHS, Assikuma Odoben C	205,644.29	385,544.30	-	
182	0219595	Const of 1No. 3-Unit CLBanc fac - Dantsekrom, Assin South C	205,644.29	385,544.30	-	
183	0219749	Const of 1No. 3-Unit CLBanc fac - Ashiam JHS	205,644.29	385,544.30	-	
184	0219773	Const of 1No. 3-Unit CLBanc fac - Papase B/S	205,644.29	385,544.30	-	
185	0220113	Const of 1No. 3 Unit CLB at Akwabeng Tano, Suaman C	295,644.29	295,544.30	-	
186	0219629	Const of 1No. 3-Unit CLBanc fac - Akropong, Gomoa W. C.	205,644.29	385,544.30	-	
187	0219672	Const of 1No. 3-Unit CLBanc fac - Dornormadi, Ketu South C	205,644.29	385,544.30	-	

PUBLIC INVESTMENT PLAN (PIP) FOR ON-GOING PROJECTS FOR THE MTEF (2021-2024) - GH¢

MDA: Office of Government Machinery (Coastal Development Authority)

Funding Source: ABFA

Budget Ceiling:

102,438,760.97 164,682,683.77 152,251,075.22 292,881,014.46

			Allotment Based on the MTEF (2021-2024)			
#	Code	Contract	2021	2022	2023	2024
188	0219707	Const of 1No. 3-Unit CLBanc fac - Sasieme JHS	205,644.29	385,544.30	-	
189	0219781	Const of 1No. 3-Unit CLBanc fac - Krontang-Sabon MA B/S	205,644.29	385,544.30	-	
190	0219664	Const of 1No. 3-Unit CLBanc fac - Tublukope, Ketu South C	205,644.29	385,544.30	-	
191	0219755	Const of 1No. 3-Unit CLBanc fac - Amponsaso	205,644.29	385,544.30	-	
192	0219539	Const of 1No. 3-Unit CLBanc fac - Otabil Nkwanta, Assin C. C.	205,644.29	385,544.30	-	
193	0219710	Const of 1No. 3-Unit CLBanc fac - Lawoshime JHS	205,644.29	385,544.30	-	
194	0219797	Const of 1No. 3-Unit CLB - Adiepena B/S, Suaman C	205,644.29	385,544.30	-	
195	0218231	Const of 1No. 3-Unit CLB with Anci Fctys at Breman	205,644.29	385,544.30	-	
196	0219789	Const of 1No. 3-Unit CLB- Gyampokrom B/S, Suaman C	205,644.29	385,544.30	-	
197	1419009	Const of 1No. 40 seater ICT Lab & Office for Kpedze-Awlime Cnty	100,456.31	490,732.28	-	
198	0219867	supply of computer and printer for Ayawaso East B/Ss	136,631.61	455,156.98	-	
199	0620016	Renovation of Children's Ward at Kotobabi, Ayawaso Central C	300,000.00	300,000.00	-	
200	0220120	Provsn of 460No.D Desk,17NO. T'chers Furn. for Schools within C/R	436,493.08	204,906.92	-	
201	1619156	Const of 2No. 2bedroom semi-detached bungalow at Anfoega, North Dayi C	400,456.31	240,943.69	-	
202	0219705	Const of 1No. 6-Unit CLBanc fac - Dorkpo Basic	350,000.00	296,632.32	-	
203	0219741	Const of 1No. 6-Unit CLBanc fac - Nsuem B/S, Tarkw N. C	300,456.31	367,094.16	-	
204	0220126	Provsn of 150No. D. Desk, 162NO.T'chers Furn.1080No. KG Desk,Volta R.	336,493.08	335,806.92	-	

PUBLIC INVESTMENT PLAN (PIP) FOR ON-GOING PROJECTS FOR THE MTEF (2021-2024) - GH¢

MDA: Office of Government Machinery (Coastal Development Authority)

Funding Source: ABFA

Budget Ceiling:

102,438,760.97 164,682,683.77 152,251,075.22 292,881,014.46

			Allotment Based on the MTEF (2021-2024)			
#	Code	Contract	2021	2022	2023	2024
205	0220089	Completion of Presby Basic School Agona Duakwa, Agona East C.	136,493.08	543,506.92	-	
206	0220123	Provsn of 1500No D. Desk, 107No. T'chers Furn. for Schs within WN/R	407,582.54	310,217.46	-	
207	0319129	Const of 2-storey dormitory block at Ada Senior high Sch	205,969.21	515,411.68	-	
208	0219866	Sply of 2000 Desks & 200 Tchrs' Furn to Ayawaso East Basic Schools	436,493.08	290,446.92	-	
209	0218261	Sply of 1500No D-Desk for schs within the Afadzato South Const'cy	364,181.92	373,255.58	-	
210	0319126	Dining hall for Vakpo SHTS	372,013.98	373,025.25	-	
211	0519255	Const of a Clinic at Ablekuma North Const'y	400,456.31	344,582.92	-	
212	0220105	Const of 1No.6 Unit CLB at Osofoeman B/S, Amasaman C.	400,456.31	344,582.92	-	
213	0519128	Const. of Chps Compound At Ahimakrom	481,251.82	303,000.00	-	
214	0519205	Const of 1No. CHPS Compound at Brabadze, Cape North C	381,251.82	403,000.00	-	
215	0519208	Const of 1No. CHPS Compound at Tweredua, Assikuma Odoben C	381,251.82	403,000.00	-	
216	0519209	Const of 1No. CHPS Compound at Kwakuboah, Assikuma Odoben C	381,251.82	403,000.00	-	
217	0519212	Constrction of 1No. CHPS Compound at Akwakrom/ Swedru	381,251.82	403,000.00	-	
218	0519213	Const of 1No. CHPS Compound at Osobon Panyin, Effutu C.	381,251.82	403,000.00	-	
219	0519215	Const of 1No. CHPS compound at Gomoa Asepanyin, Gomoa W. C.	381,251.82	403,000.00	-	
220	0519219	Const of 1No. CHPS Compound at Gelui	381,251.82	403,000.00	-	
221	0519221	Const of 1No. CHPS Compound at Old Bakpa, Central Tongu C.	281,251.82	503,000.00	-	

PUBLIC INVESTMENT PLAN (PIP) FOR ON-GOING PROJECTS FOR THE MTEF (2021-2024) - GH¢

MDA: Office of Government Machinery (Coastal Development Authority)

Funding Source: ABFA

Budget Ceiling:

102,438,760.97 164,682,683.77 152,251,075.22 292,881,014.46

			Allotment Based on the MTEF (2021-2024)			
#	Code	Contract	2021	2022	2023	2024
222	0519223	Const of 1No. CHPS Compound at Torgorme, North Tongu C	281,251.82	503,000.00	-	
223	0519233	Const of 1No. CHPS Cpd at Osenso, Wassa E. C	281,251.82	503,000.00	-	
224	0519234	Const of 1No. CHPS Cpd at Gyampokrom, Suaman C	281,251.82	503,000.00	-	
225	0519237	Const of 1No. CHPS Compound at Madina, Nkwanta S. C	281,251.82	503,000.00	-	
226	0519238	Const of 1No. CHPS Compound at Kacheibi, Nkwanta S. C	281,251.82	503,000.00	-	
227	0519243	Const of 1No. CHPS Compound at Camp 15 Junction	281,251.82	503,000.00	-	
228	0519245	Const of 1No. CHPS Compound at Omanpe	381,251.82	403,000.00	-	
229	0519246	Const of 1 No. CHPS compound at Pillar 35	381,251.82	403,000.00	-	
230	0519247	Completion of 1 No. CHPS compound at Kramokrom	381,251.82	403,000.00	-	
231	0519249	Construction of 1No. CHPS Compound at Gelui	381,251.82	403,000.00	-	
232	0519256	Conversion of CHPS compound and accommodation at Kubekro No. 1	381,251.82	403,000.00	-	
233	0519259	Construction of CHPS compound and furniture at Kotobabi-Minya	381,251.82	403,000.00	-	
234	0519260	Const of 1No. CHPS Compound at Kotobabi, Ada East C	381,251.82	403,000.00	-	
235	0519372	Const of 1No. CHPS compound at Akoakoo	381,251.82	403,000.00	-	
236	0520032	Const Of 1No. CHPs Compound at Gomoa Panfokrom, Gomoa East C	381,251.82	403,000.00	-	
237	0520035	Const of 1No.CHPs Cpd, 2no. Staff Acco. at Kamikope, Central Tongu C	381,251.82	403,000.00	-	
238	0519258	Const of CHPS compound and furniture at Lakplaku, Ningo-Prampram C	381,251.82	403,000.00	-	

PUBLIC INVESTMENT PLAN (PIP) FOR ON-GOING PROJECTS FOR THE MTEF (2021-2024) - GH¢

MDA: Office of Government Machinery (Coastal Development Authority)

Funding Source: ABFA

Budget Ceiling:

102,438,760.97 164,682,683.77 152,251,075.22 292,881,014.46

			Allotment Based on the MTEF (2021-2024)			
#	Code	Contract	2021	2022	2023	2024
239	0519207	Const of 1No. CHPS Compound at Assin Assamang, Assin North C	381,251.82	403,000.00	-	
240	0519224	Const of 1No. CHPS Compound at Dzremave, Agotime Ziope C	381,251.82	403,000.00	-	
241	0519229	Const of 1No. CHPS Cpd at Achimkrom, Amenfi C. Const'y	381,251.82	403,000.00	-	
242	0519236	Const of 1No. CHPS Compound at Aberewanko, Krachi Nchumuru C	281,251.82	503,000.00	-	
243	0519232	Const of 1No. CHPS Cpd at Old Subri, Wassa E. C	281,251.82	503,000.00	-	
244	0519235	Const of 1No. CHPS Compound at Ampeyo, Akan C	281,251.82	503,000.00	-	
245	0519242	Const of CHPS compound Sayereso, Juaboso C	281,251.82	503,000.00	-	
246	0519227	Construction of 1No. CHPS Compound at Amantie	281,251.82	503,000.00	-	
247	0519225	Const of 1No. CHPS Compound at Kotsrala, Agotime Ziope C	281,251.82	503,000.00	-	
248	0520034	Const of 1No. CHPs Compound at Ekotsi, Ekumfi C.	281,251.82	503,000.00	-	
249	0519206	Const of 1No. CHPS Compound at Assin Dompim, Assin North C.	281,251.82	503,000.00	-	
250	0519211	Const of 1No. CHPS Compound at Urban B, Agona West C	281,251.82	503,000.00	-	
251	0519257	Const of CHPS compound and furniture at Awthiam, Ningo-Prampram C	281,251.82	503,000.00	-	
252	0519210	Const of 1No. CHPS Cpd Antokrom, Suaman C	281,251.82	503,000.00	-	
253	0519250	Const of 1No. CHPS Compound at Adalekpe	281,251.82	503,000.00	-	
254	0520030	Const of 1No. CHPS Compound at Gomoa Akotsi, Gomoa East	281,251.82	503,000.00	-	
255	0519222	Const of 1No. CHPS Compound at Dzakpo, Adaklu C.	281,251.82	503,000.00	-	

PUBLIC INVESTMENT PLAN (PIP) FOR ON-GOING PROJECTS FOR THE MTEF (2021-2024) - GH¢

MDA: Office of Government Machinery (Coastal Development Authority)

Funding Source: ABFA

Budget Ceiling:

102,438,760.97 164,682,683.77 152,251,075.22 292,881,014.46

			Allotment Based on the MTEF (2021-2024)			
#	Code	Contract	2021	2022	2023	2024
256	0519230	Const of 1No. CHPS Cpd at Hiawa, Amenfi C. Const'y	281,251.82	503,000.00	-	
257	0520033	Const of 1No. CHPs Compound at Gomoa Odumase, Gomoa East C	281,251.82	503,000.00	-	
258	0520028	Completion of CHPS Compound at Jeikrodua, Awutu Senya W. C.	281,251.82	503,000.00	-	
259	0519218	Const of 1No. CHPS Compound at Amutinu, Ketu South C	281,251.82	503,000.00	-	
260	0519228	Const of 1No. CHPS Cpd. at Asanan, Tarkwa N. Const'y	281,251.82	503,000.00	-	
261	0519371	Const of 1No. CHPS Compound at Atwereboanda	281,251.82	503,000.00	-	
262	0519244	Const of 1No. CHPS Cpd at Ahimankrom, Bia East C	281,251.82	503,000.00	-	
263	0519226	Const of 1No. CHPS Cpd at Adiembra, Sekondi Const'y	281,251.82	503,000.00	-	
264	0519240	Const of 1No. CHPS Cpd at Kama, Bodi Const'y	281,251.82	503,000.00	-	
265	0519214	Const of 1No. CHPS compound at Asepanyin, , Ajumako EE C.	281,251.82	503,000.00	-	
266	0519217	Const of 1No. CHPS Compound at Obitiyie, Nkwanta N. C.	281,251.82	503,000.00	-	
267	0519241	Const of 1No.CHPS Cpd at Kafukaa, Bodi Const'y	281,251.82	503,000.00	-	
268	0519204	Const of 1No. CHPS Compound at Kakomdo, Cape North C	281,251.82	503,000.00	-	
269	0220124	Provsn of 1,800No D. Desk, 89No. T'chers Furn. for Schs within Oti/R	400,912.61	444,687.39	-	
270	0219835	Const of 1No. 6-Unit CLB - Amoashed B/S, Bia W. C.	300,456.31	567,774.37	-	
271	0218229	Const of 1No. 6-Unit CLB with Anci Fctys at Bereku Meth. School	300,456.31	567,774.37	-	
272	0219548	Const of 1No. 6-Unit CLBwith Anci Fctys at Ogonaso D/A Basic	300,456.31	567,774.37	-	

PUBLIC INVESTMENT PLAN (PIP) FOR ON-GOING PROJECTS FOR THE MTEF (2021-2024) - GH¢

MDA: Office of Government Machinery (Coastal Development Authority)

Funding Source: ABFA

Budget Ceiling:

102,438,760.97 164,682,683.77 152,251,075.22 292,881,014.46

			Allotment Based on the MTEF (2021-2024)			
#	Code	Contract	2021	2022	2023	2024
273	0219579	Const of 1No. 6-Unit CLBanc fac - Benso	300,456.31	567,774.37	-	
274	0219600	Const of 1No. 6-Unit CLBanc fac - Amissano, Ekumfi C	300,456.31	567,774.37	-	
275	0219604	Const of 1No. 6-Unit CLBanc fac - Agona Duakwa Presby Primary	300,456.31	567,774.37	-	
276	0219625	Const of 1No. 6-Unit CLBanc fac - Osedzi Sch, Ajumako EE C.	300,456.31	567,774.37	-	
277	0219633	Const of 1No. 6-Unit CLBanc fac - Twifo Praso B/S	300,456.31	567,774.37	-	
278	0219650	Const of 1No. 6-Unit CLBanc fac - Atwrebonda B/S	300,456.31	567,774.37	-	
279	0219736	Const of 1No. 6-Unit CLBanc fac - Mape Kedzikorpe B/S	300,456.31	567,774.37	-	
280	0219738	Const of 1No. 6-Unit CLBanc fac - Zongo B/S	300,456.31	567,774.37	-	
281	0219763	Const of 1No. 6-Unit CLB - Kikam, Ellembelle C.	300,456.31	567,774.37	-	
282	0219783	Const of 1No. 6-Unit CLBanc fac - Nkwanta RC MA B/S	300,456.31	567,774.37	-	
283	0219809	Const of 1No. 6-Unit CLBanc fac - Maasakrom B/S, Bia East C	300,456.31	567,774.37	-	
284	0219837	Const of 1No. 6-Unit CLB - Gyesewobre B/S, Bia W. C.	300,456.31	567,774.37	-	
285	0219873	Const of 1No 6-Unit CLB with Anci Fctys at Gonten (Phase I)	300,456.31	567,774.37	-	
286	0219884	Const of 1No. 6-Unit classroom block with Anci Fctys at Malejor B/S	300,456.31	567,774.37	-	
287	0219895	Const of 1No. 6-Unit classroom block with Anci Fctys at Mamobi West	300,456.31	567,774.37	-	
288	0220093	Const of 1No. 6-Unit CLB at Attakrom B/S, Sefwi Akontombra C.	300,456.31	567,774.37	-	
289	0220112	Const of 1No.6-Unit CLB at Karlo, Suaman C	300,456.31	567,774.37	-	

PUBLIC INVESTMENT PLAN (PIP) FOR ON-GOING PROJECTS FOR THE MTEF (2021-2024) - GH¢

MDA: Office of Government Machinery (Coastal Development Authority)

Funding Source: ABFA

Budget Ceiling:

102,438,760.97 164,682,683.77 152,251,075.22 292,881,014.46

			Allotment Based on the MTEF (2021-2024)			
#	Code	Contract	2021	2022	2023	2024
290	0220118	Const of 6-Unit CLB for Mfantseman B/S, Mfantseman C.	300,456.31	567,774.37	-	
291	0220119	Const of 6-Unit CLB at Tema East C	300,456.31	567,774.37	-	
292	0220238	Const of 6-Unit CLB at Bator, North Tongu	300,456.31	567,774.37	-	
293	0219680	Const of 1No. 6-Unit CLBanc fac - Torgodo DA B/S, Akatsi South C	300,456.31	567,774.37	-	
294	0219546	Const of 1No. 6-Unit CLBanc fac - Brakwa Kokoso, Islmic 'B' Basic	300,456.31	567,774.37	-	
295	0219648	Const of 1No. 6-Unit CLBanc fac - Akaa Cocoa Station B/S	300,456.31	567,774.37	-	
296	0219695	Const of 1No. 6-Unit CLBanc fac - Dzita B/S	296,938.04	571,292.64	-	
297	0219785	Const of 1No. 6-Unit CLBanc fac - Bonakye Girls Model Sch	300,456.31	567,774.37	-	
298	0220102	Const of 1No. 6-Unit classroom Block at Keta Constituency	300,456.31	567,774.37	-	
299	0219682	Const of 1No. 6-Unit CLBanc fac - Suipe DA B/S	200,456.31	667,774.37	-	
300	0219593	Const of 1No. 6-Unit CLBanc fac - Kruwa D/A Primary, Assin South C	300,456.31	567,774.37	-	
301	0219678	Const of 1No. 6-Unit CLBanc fac - Gornkope DA B/S, Akatsi South C	300,456.31	567,774.37	-	
302	0219666	Const of 1No. 6-Unit CLBanc fac - Adafienu RC Basic	250,456.31	617,774.37	-	
303	0219674	Const of 1No. 6-Unit CLBanc fac - Kpodzivi B/S, Akatsi South C	250,456.31	617,774.37	-	
304	0219676	Const of 1No. 6-Unit CLBanc fac - Zuta DA B/S, Akatsi South C	250,456.31	617,774.37	-	
305	0219622	Const of 1No. 6-Unit CLBanc fac - Dutch Komenda B/S, KEEA Const'y	250,456.31	617,774.37	-	
306	0219618	Const of 1No. 6-Unit CLBanc fac - Samania Zongo Basic	250,456.31	617,774.37	-	

PUBLIC INVESTMENT PLAN (PIP) FOR ON-GOING PROJECTS FOR THE MTEF (2021-2024) - GH¢

MDA: Office of Government Machinery (Coastal Development Authority)

Funding Source: ABFA

Budget Ceiling:

102,438,760.97 164,682,683.77 152,251,075.22 292,881,014.46

			Allotment Based on the MTEF (2021-2024)			
#	Code	Contract	2021	2022	2023	2024
307	0219831	Const of 1No. 6-Unit CLB - Aboso B/S, Juaboso C	250,456.31	617,774.37	-	
308	0219805	Const of 1No. 6-Unit CLBanc fac - Abodum B/S	250,456.31	617,774.37	-	
309	0219811	Const of 1No. 6-Unit CLBanc fac - Attuah B/S	250,456.31	617,774.37	-	
310	0219855	Const of 6 unit CLBwith Anci Fctys and 2 seater KVIP at Vakpo Konda	300,456.31	567,774.38	-	
311	0319011	Const. of A Kitchen At Anfoega SHS	200,456.31	667,774.38	-	
312	0220125	Provsn of 1950No. within the Coastal Dev't Zone	181,067.34	696,432.66	-	
313	1919042	Const of Old people Centre at Takoradi	400,000.00	550,000.00	-	
314	0319128	Const of Library Hall at Manhean Sec. Tech. Sch., Tema E. C.	545,289.46	594,853.61	-	
315	0219641	Const of 1No 2-Stry Model Sch at Kete- Krachi, Krachi W. C.	505,969.21	919,030.79	-	
316	0319125	Const of 2No. 6-Unit CLBanc fac - Shia SHS	700,456.31	1,036,005.05	-	
317	0520031	Redevelopment of Adabraka polyclinic Emergency ward, Klottey Korle C.	1,000,000.00	1,211,955.54	-	
318	0519216	Const 1No. District Hospital at Dambai (Phase I)	1,200,000.00	1,043,706.86	-	
319	0520036	Const of 30-bed cap'ty Health Centre at Gomoa Abonyi, Gomoa C. C.	700,456.31	1,656,472.30	-	
320	1318583	Const. 4No 3-Unit classroom at Amenfi E.	205,644.29	2,159,109.07	-	
321	1020001	Const. of 2KM Rd and 6-Unit CBL at Kasoa, Awutu Senya E. C.	700,000.00	1,832,954.48	-	
322	1119066	Const of 1No. Irrigation dam at Dabala	1,200,000.00	2,300,000.00	-	
323	1119067	Const of 1No. Irrigation dam at Duffour Adidome	1,200,000.00	2,300,000.00	-	

PUBLIC INVESTMENT PLAN (PIP) FOR ON-GOING PROJECTS FOR THE MTEF (2021-2024) - GH¢

MDA: Office of Government Machinery (Coastal Development Authority)

Funding Source: ABFA

Budget Ceiling:

102,438,760.97 164,682,683.77 152,251,075.22 292,881,014.46

			Allotment Based on the MTEF (2021-2024)			
#	Code	Contract	2021	2022	2023	2024
324	1119064	Const of 1No. Irrigation dam at Krachi	1,200,000.00	2,300,000.00	-	
325	1119065	Const of 1No. Irrigation dam at Dambai	1,200,000.00	2,300,000.00	-	
326	2119120	Const of 1No. Accident Mgt Ctr at Agona Nkwanta, Ahanta West C	1,000,000.00	6,200,000.00	-	
327	0519203	Const of 1No. Enhanced Health Centre at Bodi, Bodi Const'y	1,000,456.31	6,199,543.69	-	
328	0119095	Provision for Consultancy for CODA Projects	10,000,000.00	20,242,612.23	21,800,270.22	

PUBLIC INVESTMENT PLAN (PIP) FOR ON-GOING PROJECTS FOR THE MTEF (2021-2024) - GH¢

MDA: Office of Government Machinery (Middle Belt Authority)

Funding Source:GOG

Budget Ceiling:

84,091,992.02 132,931,279.79 122,167,037.04 6,783,564.15

			Allotment Based on the MTEF (2021-2024)			
#	Code	Contract	2021	2022	2023	2024
1	1019644	Filling, gravelling & paving of Busoso police station at Busoso	10,560.14	648.20	-	-
2	1020117	Reshapn of road at Amonkrom	89,505.98	5,494.02	14,734,792.80	16,090,393.74
3	1020118	Reshapn of road at Sukrong Canaan,	89,505.98	5,494.02		
4	1320154	Const. of 6 str WC TI' at Wesley High SHS,Konongo (Girls DORM)	107,407.17	6,592.83		
5	1320467	Drilling & Const of brhl with h& pump at New Wenchi	17,901.20	1,098.80		
6	1320485	Const of 10- seater WC TI' with mchnzd brhl at Tuobodom Zongo,	161,110.76	9,889.24		
7	1320488	Const of 10- seater WC TI' with mchnzd brhl at Offuman Zongo,	161,110.76	9,889.24		
8	1320716	Const of 10 seater WC TI' at Ayerede	15,679.56	962.44		
9	1320718	Const of 10 seater WC TI' at Abuontam	15,679.56	962.44		
10	1320719	Const of 10 seater WC TI' at Barnofour	15,679.56	962.44		
11	1320720	Const of 10 seater WC TI' at Donkro Nkwanta	15,679.56	962.44		
12	1320731	Const of 10 seater WC TI' fcty at Tuobodom Mission	15,679.56	962.44		
13	1320766	Const of 10-seater WC TI' at Dromankese	161,110.76	9,889.24		
14	1520055	Extension of electricity: Aquisition of 50 pieces of maters at Kumawu	17,901.20	1,098.80		
15	1520067	Extention of Electricity at Dromankese	313,270.92	19,229.08		
16	1919015	Const. of Mini Durbar Ground At Terchire	348,483.52	21,390.48		

PUBLIC INVESTMENT PLAN (PIP) FOR ON-GOING PROJECTS FOR THE MTEF (2021-2024) - GH¢

MDA: Office of Government Machinery (Middle Belt Authority)

Funding Source:GOG

Budget Ceiling:

84,091,992.02 132,931,279.79 122,167,037.04 6,783,564.15

			Allotment Based on the MTEF (2021-2024)			
#	Code	Contract	2021	2022	2023	2024
17	2120063	Const of 3No.10 unit mkt sheds at Asekye	286,419.13	17,580.87		
18	2120069	Const of mini mkt for 30 people at Asubingya	138,734.27	8,515.73		
19	2120083	Const of mkt stalls at Kusi	179,011.96	10,988.04		
20	2120087	Const of mkt Sheds at Larsi,	89,505.98	5,494.02		
21	2120094	Const of 1No mini mkt at Nsutapong	143,209.56	8,790.44		
22	0220270	Const. of K.G block at Akutreso	31,575.75	1,938.17		
23	1019606	Rehab of Rds at Patasi	1,337,207.06	82,079.94		
24	1320239	Const of culverts at Atibie SDA	179,011.96	10,988.04		
25	1320382	Const. of mechanised Brhl at Edwenase	724.53	44.47		
26	1320383	Const. of mechanised Brhl at Kumpese	724.53	44.47		
27	1320391	Const. of 1 No. Mechzd Brhl at Mpranease	62,654.18	3,845.82		
28	1320409	Const. of 1 No. Mechzd Brhl at Low cost	26,929.66	1,652.99		
29	1320465	Drilling & Const of brhl with h& pump at Twumkrom	17,901.20	1,098.80		
30	1320478	Const of 1 No. Mechzd brhls at Krenkwasi	26,851.79	1,648.21		
31	1320588	Const of 1 No. Mechzd brhls at Larsi	26,851.79	1,648.21		
32	1320730	Const of 10 seater wc TI' at Atrensu	161,110.76	9,889.24		

PUBLIC INVESTMENT PLAN (PIP) FOR ON-GOING PROJECTS FOR THE MTEF (2021-2024) - GH¢

MDA: Office of Government Machinery (Middle Belt Authority)

Funding Source:GOG

Budget Ceiling:

84,091,992.02 132,931,279.79 122,167,037.04 6,783,564.15

			Allotment Based on the MTEF (2021-2024)			
#	Code	Contract	2021	2022	2023	2024
33	1320732	Const of 10-seater WC TI' at Koase	161,110.76	9,889.24		
34	1320735	Const of 10-seater WC TI' at Kofoso	161,110.76	9,889.24		
35	1320737	Const of 10 seater WC at Kuntunso	161,110.76	9,889.24		
36	1320789	Const of Mechzd Bole Holes with Poly tanks at Mepom (3),	80,555.38	4,944.62		
37	1320845	Const. of 10-str modern TI' facilities at Adamso	161,110.76	9,889.24		
38	1320846	Const. of 10-str modern TI' facilities at Ampunyase Nkwanta	161,110.76	9,889.24		
39	1320853	Const. of 10-str modern TI' facilities at Nkoranza	161,110.76	9,889.24		
40	1520059	Extension of electricty to new settlements at Kojokrom	134,258.97	8,241.03		
41	1620111	Completion of Appeadu police bungalow & ICT Lab at Appeadu	250,616.74	15,383.26		
42	2120055	Expansion of Offinso New Town MKT at Offinso	1,790,119.56	109,880.44		
43	2120056	Extension of MKT at Namong	358,023.91	21,976.09		
44	2120092	Const Of mkt at Asakraka	447,529.89	27,470.11		
45	1320676	Const. of 1No.10 str WC TI' at Kumawu	161,110.76	9,889.24		
46	1320925	Const. of 10 water w/c TI' facility at Besoro	161,110.76	9,889.24		
47	1320381	Const. of mechanised Brhl at Ayiem	724.53	44.47		
48	1320384	Const. of mechanised Brhl at Muoho	724.53	44.47		

PUBLIC INVESTMENT PLAN (PIP) FOR ON-GOING PROJECTS FOR THE MTEF (2021-2024) - GH¢

MDA: Office of Government Machinery (Middle Belt Authority)

Funding Source:GOG

Budget Ceiling:

84,091,992.02 132,931,279.79 122,167,037.04 6,783,564.15

			Allotment Based on the MTEF (2021-2024)			
#	Code	Contract	2021	2022	2023	2024
49	1320385	Const. of mechanised Brhl at Muaso	724.53	44.47		
50	1320386	Const. of mechanised Brhl at Mpatasia	724.53	44.47		
51	1919119	Cmty Center at Subonpang at Subonpang	16,016.86	983.14		
52	1920071	Const of durbar ground at Edubiase	82,439.72	5,060.28		
53	2120106	Const of Mimi Cmty MKT at Katapei	6,595.18	404.82		
54	1320926	Const. of mechanised at Odaho	724.53	44.47		
55	1019607	Rehab of Rds at Adiebeba	1,067,599.86	65,531.01		
56	1020093	Const of access road to sports complex at Wamfie	537,035.87	32,964.13		
57	1020110	Re-Shapping Of Asamankese Abaase Area Road at Abaase-Asamankese	89,505.98	5,494.02		
58	1320153	Const. of 6 str WC TI' at ST. Mary's SHS Konongo	107,407.17	6,592.83		
59	1320226	Reshaping & Const. of culvert at Derma Town	268,517.93	16,482.07		
60	1320274	Drilling of h& pump Brhls at Kwabenafu-Mission	22,376.49	1,373.51		
61	1320285	Const. of 20 str WC TI' & 4 bath with a mechanised Brhl at Nkaseim	322,221.52	19,778.48		
62	1320286	Const. of 20 str WC TI' & 4 bath with a mechanised Brhl at Dadiesoaba	322,221.52	19,778.48		
63	1320348	Const. of 10 str WC TI' with Mechzd Brhl at Kwanfinfi	161,110.76	9,889.24		
64	1320359	Const. of Mechzd Brhl at Yaw Nkrumah	26,851.79	1,648.21		

PUBLIC INVESTMENT PLAN (PIP) FOR ON-GOING PROJECTS FOR THE MTEF (2021-2024) - GH¢

MDA: Office of Government Machinery (Middle Belt Authority)

Funding Source:GOG

Budget Ceiling:

84,091,992.02 132,931,279.79 122,167,037.04 6,783,564.15

			Allotment Based on the MTEF (2021-2024)			
#	Code	Contract	2021	2022	2023	2024
65	1320361	Const. of Mechzd Brhl at Juaben Habitat	26,851.79	1,648.21		
66	1320400	Const. of Mechzd Brhl at Amudurase	26,851.79	1,648.21		
67	1320402	Const. of 1 No. Mechzd Brhl at Diawuoso	26,929.66	1,652.99		
68	1320408	Const. of 1 No. Mechzd Brhl at Kwameduokrom	26,929.66	1,652.99		
69	1320419	Const. of 1No. Mechzd Brhl at Sakam	26,851.79	1,648.21		
70	1320422	Const. of 1 no. h& pump Brhl at Domeabra	17,901.20	1,098.80		
71	1320524	Const of 8 seater Wc with Mechzd brhl at Dzidzorkope/ New Nkwakubew	143,209.56	8,790.44		
72	1320555	Const of brhl at Apetey	17,901.20	1,098.80		
73	1320617	Const. of 1 No.10 str WC TI' at Bechem Presec	161,110.76	9,889.24		
74	1320711	Const of 10-seater WC TI' at Yefri	161,110.76	9,889.24		
75	1320714	Const of 10-seater WC TI' at Dero City	161,110.76	9,889.24		
76	1320727	Const of 10-seater WC TI' fcty at Wiase	161,110.76	9,889.24		
77	1320746	Const of 8 seater WC TI' at New Nkwakubew/Dzidzokope	143,209.56	8,790.44		
78	1320767	Const of 10-seater WC TI' at Bonte	161,110.76	9,889.24		
79	1320792	Const of Mechzd Bole Holes with Poly tanks at Kwao-Baah (2),	53,703.59	3,296.41		
80	1320851	Const. of 10-str modern TI' facilities at Takyikrom	161,110.76	9,889.24		

PUBLIC INVESTMENT PLAN (PIP) FOR ON-GOING PROJECTS FOR THE MTEF (2021-2024) - GH¢

MDA: Office of Government Machinery (Middle Belt Authority)

Funding Source:GOG

Budget Ceiling:

84,091,992.02 132,931,279.79 122,167,037.04 6,783,564.15

			Allotment Based on the MTEF (2021-2024)			
#	Code	Contract	2021	2022	2023	2024
81	1620037	Const of police qtrs at Akenkansu	658,335.31	40,409.69		
82	1820009	Const. of Police Stn at Fomena	286,419.13	17,580.87		
83	1919112	Const of Social Center at Aworowa	402,776.90	24,723.10		
84	1919118	Const of durbar Grnd at Derma	640,674.37	39,325.63		
85	1920066	Const of Social centre at Tanoboase	223,764.95	13,735.05		
86	2019049	Astro Turf Pitch-odomase at Odomase	1,884,336.38	115,663.62		
87	2020016	Const of astro turf at Hemang	1,884,336.38	115,663.62		
88	2020043	Const. of Agogo Football pitch at Const. of Agogo Football pitch	447,529.89	27,470.11		
89	2020049	Const. of football park at Mpatsie	89,505.98	5,494.02		
90	2020050	Const. of football park at Ohwim	22,772.21	1,397.79		
91	2020057	Const. of Football Park at Abetenim	134,258.97	8,241.03		
92	2120044	Const. of 1 No. 50-stall capacity MKT at Bonwire	268,517.93	16,482.07		
93	2120084	Const of mkt Stalls at Subriso	62,654.18	3,845.82		
94	2120090	Const Of Osenase Township mkt at Osenase	358,023.91	21,976.09		
95	2120142	Const of mkt Stalls at Abakoase,	62,654.18	3,845.82		
96	2120143	Const of mkt stalls at Ahomahomsu	447,529.89	27,470.11		

PUBLIC INVESTMENT PLAN (PIP) FOR ON-GOING PROJECTS FOR THE MTEF (2021-2024) - GH¢

MDA: Office of Government Machinery (Middle Belt Authority)

Funding Source:GOG

Budget Ceiling:

84,091,992.02 132,931,279.79 122,167,037.04 6,783,564.15

			Allotment Based on the MTEF (2021-2024)			
#	Code	Contract	2021	2022	2023	2024
97	2120144	Const of mkt at Begoro	1,342,589.67	82,410.33		
98	1320680	Const. of 10 str wc at Yaw Kasakrom	81,908.18	2,351.82		
99	1020106	Const of Nkwanta town roads at Nkwanta town	551,846.25	3,398,153.75		
100	1320170	Const. of drainage system at Akrofuom	13,272.25	81,727.75		
101	1320201	Const of a 600m storm drain at Asokore	66,361.26	408,638.74		
102	1320335	Const. & Mech'zn of 1 No. Brhl wth a tank at Amaakrom Komeagya	3,981.68	24,518.32		
103	1320355	Const. of 20 No. Mechzd Brhl at Municipal Wide	79,633.51	490,366.49		
104	1320387	Const. of 1 No. Mechzd Brhl with overhead tank at Suntreso	9,290.58	57,209.42		
105	1320388	Const. of 1 No. Mechzd Brhl with overhead tank at Atwere	9,290.58	57,209.42		
106	1320393	Const. of 1 No. Mechzd Brhl at Atobrakrom,	9,290.58	57,209.42		
107	1320417	Const. of 1No. Mechzd Brhl at Awisem	3,981.68	24,518.32		
108	1320418	Const. of 1No. Mechzd Brhl at Amuowi	3,981.68	24,518.32		
109	1320421	Const. of 1No. Mechzd Brhl at Ayensua fufuo	3,981.68	24,518.32		
110	1320428	Const. of Brhls at Lobito (Castlemore Hotel)	2,654.45	16,345.55		
111	1320466	Drilling & Const of brhl with h& pump at Agubie	2,654.45	16,345.55		
112	1320483	Const of 1 No. Mechzd brhls at Tatobator	3,981.68	24,518.32		

PUBLIC INVESTMENT PLAN (PIP) FOR ON-GOING PROJECTS FOR THE MTEF (2021-2024) - GH¢

MDA: Office of Government Machinery (Middle Belt Authority)

Funding Source:GOG

Budget Ceiling:

84,091,992.02 132,931,279.79 122,167,037.04 6,783,564.15

			Allotment Based on the MTEF (2021-2024)			
#	Code	Contract	2021	2022	2023	2024
113	1320522	Const of mchnzd brhl at Yeniam	3,981.68	24,518.32		
114	1320528	Const of 1No.mchnzd brhls at Railways(Anyinam),	3,981.68	24,518.32		
115	1320543	Const of Mechzd brhl system at Asebidie,	3,981.68	24,518.32		
116	1320545	Const of Mechzd brhl system at Kwaboadi No.1,	3,981.68	24,518.32		
117	1320547	Const of Mechzd brhl system at Adubiase,	3,981.68	24,518.32		
118	1320548	Const of Mechzd brhl system at Kotokuom	3,981.68	24,518.32		
119	1320571	Const. of 4 no.Mechzd Brhls at Roman Hill	15,926.70	98,073.30		
120	1320587	Const of 15 h&pump brhls at Selected cmtys	49,770.94	306,479.06		
121	1320607	Const of 1 No. brhl with solar-powered at Asokore	3,981.68	24,518.32		
122	1320663	Const. of 10-str WC TI' at Duampompo	23,890.05	147,109.95		
123	1320665	Const. of 10-str WC TI' at Ofoase	23,890.05	147,109.95		
124	1320682	Const. of 10-str WC TI' facility at Moseaso	23,890.05	147,109.95		
125	1320819	Const of 10-seater W/C at Bepoase	23,890.05	147,109.95		
126	1320847	Const. of 10-str modern TI' facilities at Aboagyekrom	23,890.05	147,109.95		
127	1320849	Const. of 10-str modern TI' facilities at Bombesia	23,890.05	147,109.95		
128	1320852	Const. of 10-str modern TI' facilities at Mensonso No.1	23,890.05	147,109.95		

PUBLIC INVESTMENT PLAN (PIP) FOR ON-GOING PROJECTS FOR THE MTEF (2021-2024) - GH¢

MDA: Office of Government Machinery (Middle Belt Authority)

Funding Source:GOG

Budget Ceiling:

84,091,992.02 132,931,279.79 122,167,037.04 6,783,564.15

			Allotment Based on the MTEF (2021-2024)			
#	Code	Contract	2021	2022	2023	2024
129	1320854	Const. of 12 str TI' at Abira	26,544.50	163,455.50		
130	1320858	Const. of 6 str TI' at Ataase	23,890.05	147,109.95		
131	1320859	Const. of 6 str TI' at Worapong	23,890.05	147,109.95		
132	1820035	Const. of police Stn at Pakyi No. 2	37,162.30	228,837.70		
133	1920063	Const. of Cmty centre at Susuaho	39,816.75	245,183.25		
134	2020044	Const. of football park at Bantama	13,272.25	81,727.75		
135	2120045	Const. of 1 No. 50-stall capacity MKT at Akyawkrom	39,816.75	245,183.25		
136	2120052	Const. of MKT stalls at Kwabenakwa	16,831.76	103,646.48		
137	2120064	Const of mini mkt at Brahoho	21,899.22	134,850.78		
138	2120065	Const of mini mkt at Akropong	21,899.22	134,850.78		
139	2120095	Const of mini mkt at Sawyer	26,544.50	163,455.50		
140	2120096	Const of mini mkt at Ogome	26,544.50	163,455.50		
141	1320160	Const. of concrete U-drain at Darso /Nkenkaasu SHS	84,942.41	523,057.59		
142	1320203	Const of drains & paving at Asenema mkt	265,445.03	1,634,554.97		
143	1320231	Const. of 2.5m x 2.50m box culvert & 500m storm dains at Nahinso	411,221.60	2,532,216.57		
144	1320291	Const. of 10 str Wc with Mechzd Brhl at Wiamoase/Jamasi	23,890.05	147,109.95		

PUBLIC INVESTMENT PLAN (PIP) FOR ON-GOING PROJECTS FOR THE MTEF (2021-2024) - GH¢

MDA: Office of Government Machinery (Middle Belt Authority)

Funding Source:GOG

Budget Ceiling:

84,091,992.02 132,931,279.79 122,167,037.04 6,783,564.15

			Allotment Based on the MTEF (2021-2024)			
#	Code	Contract	2021	2022	2023	2024
145	1320292	Const. of 10 str Wc with Mechzd Brhl at NTONASO/Bipoa	23,890.05	147,109.95		
146	1320294	Const. of 10 str Wc with Mechzd Brhl at Odumase Zongo/Odumase Habitat	23,890.05	147,109.95		
147	1320296	Const. of Mechzd Brhl at Jamasi	3,981.68	24,518.32		
148	1320297	Const. of Mechzd Brhl at Tabre	3,981.68	24,518.32		
149	1320301	Const. of Mechzd Brhl at Tutu Nkwanta	3,981.68	24,518.32		
150	1320302	Const. of Mechzd Brhl at Kyeremfa	3,981.68	24,518.32		
151	1320303	Const. of Mechzd Brhl at Amangoase Canan	3,981.68	24,518.32		
152	1320304	Const. of Mechzd Brhl at Awuni Nkwanta	3,981.68	24,518.32		
153	1320305	Const. of Mechzd Brhl at Kofikrom/Bipoa	3,981.68	24,518.32		
154	1320306	Const. of Mechzd Brhl at Afamanaso/Domeabra	3,981.68	24,518.32		
155	1320307	Const. of Mechzd Brhl at Montasua	3,981.68	24,518.32		
156	1320308	Const. of Mechzd Brhl at Abrakaso	3,981.68	24,518.32		
157	1320309	Const. of Mechzd Brhl at Odumase Zongo	3,981.68	24,518.32		
158	1320310	Const. of Mechzd Brhl at Akrofonso	3,981.68	24,518.32		
159	1320389	Const. of 1 No. Mechzd Brhl with overhead tank at Yawkrom	9,290.58	57,209.42		
160	1320390	Const. of 1 No. Mechzd Brhl at Hiakose	9,290.58	57,209.42		

PUBLIC INVESTMENT PLAN (PIP) FOR ON-GOING PROJECTS FOR THE MTEF (2021-2024) - GH¢

MDA: Office of Government Machinery (Middle Belt Authority)

Funding Source:GOG

Budget Ceiling:

84,091,992.02 132,931,279.79 122,167,037.04 6,783,564.15

			Allotment Based on the MTEF (2021-2024)			
#	Code	Contract	2021	2022	2023	2024
161	1320392	Const. of 1 No. Mechzd Brhl at Akuntam	9,290.58	57,209.42		
162	1320394	Const. of 1 No. Mechzd Brhl at Krofrom	9,290.58	57,209.42		
163	1320521	Const of mchnzd brhl at Abomayaw	3,981.68	24,518.32		
164	1320598	Const of mchnzd brhl Wtr - Sys at Amanfrom	3,981.68	24,518.32		
165	1320618	Const. of 10 str WC TI' facility at Kojo Nkwanta	23,890.05	147,109.95		
166	1320620	Const. of 10 str WC TI' facility at New Atatam/Akwansrem	23,890.05	147,109.95		
167	1320621	Const. of 10 str WC TI' facility at Nyamebekyere	23,890.05	147,109.95		
168	1320622	Const. of 10 str WC TI' facility at Koben	23,890.05	147,109.95		
169	1320623	Const. of 10 str WC TI' facility at Pipiiso	23,890.05	147,109.95		
170	1320624	Const. of 10 str WC TI' facility at Kroboline Asokwa	23,890.05	147,109.95		
171	1320628	Const. of 10 str WC TI' facility at Esaase	23,890.05	147,109.95		
172	1320629	Const. of 10 str WC TI' facility at Nkwanta-Kese	23,890.05	147,109.95		
173	1320630	Const. of 10 str WC TI' facility at Tetrem	23,890.05	147,109.95		
174	1320631	Const. of 10 str WC TI' facility at Pinting	23,890.05	147,109.95		
175	1320632	Const. of 10 str WC TI' facility at Nsurotem	23,890.05	147,109.95		
176	1320633	Const. of 10 str WC TI' facility at Adukro	23,890.05	147,109.95		

PUBLIC INVESTMENT PLAN (PIP) FOR ON-GOING PROJECTS FOR THE MTEF (2021-2024) - GH¢

MDA: Office of Government Machinery (Middle Belt Authority)

Funding Source:GOG

Budget Ceiling:

84,091,992.02 132,931,279.79 122,167,037.04 6,783,564.15

			Allotment Based on the MTEF (2021-2024)			
#	Code	Contract	2021	2022	2023	2024
177	1320634	Const. of 10-str WC TI' at Agona	23,890.05	147,109.95		
178	1320640	Const. of 16-str WC at Seidi	37,162.30	228,837.70		
179	1320668	Const. of 10-str WC TI' at Wabri	23,890.05	147,109.95		
180	1320681	Const. of 10 str wc TI' at Afraso	23,890.05	147,109.95		
181	1320736	Const of 10-seater WC TI' at Twima Nkwanta,	23,890.05	147,109.95		
182	1320742	Const of 8 seater WC TI' at Anyansu	21,235.60	130,764.40		
183	1320743	Const of 8 seater WC TI' at Mpakadan/Labolabo	21,235.60	130,764.40		
184	1320744	Const of 8 seater WC TI' at Dzedeka/Nnudu	21,235.60	130,764.40		
185	1320803	Mechanised bolehole at hlth Center at Old Tafo	13,272.25	81,727.75		
186	1320818	Const of 10-seater W/C at Ayibontey,	23,890.05	147,109.95		
187	1320856	Const. of 6 str TI' at Akwaboa	23,890.05	147,109.95		
188	1320857	Const. of 6 str TI' at Sokwai	23,890.05	147,109.95		
189	1320860	Const. of 6 str TI' at Boahenekwa	23,890.05	147,109.95		
190	1320862	Const. of 10-str TI' facility at Tebeso 1	23,890.05	147,109.95		
191	1320869	Const. of 6 str TI' at Atwima Nwabiagya Nth	16,297.00	100,353.50		
192	1520051	Rural Electrification at Duase	28,535.34	175,714.66		

PUBLIC INVESTMENT PLAN (PIP) FOR ON-GOING PROJECTS FOR THE MTEF (2021-2024) - GH¢

MDA: Office of Government Machinery (Middle Belt Authority)

Funding Source:GOG

Budget Ceiling:

84,091,992.02 132,931,279.79 122,167,037.04 6,783,564.15

			Allotment Based on the MTEF (2021-2024)			
#	Code	Contract	2021	2022	2023	2024
193	1620036	Const of District Police Head qtrs at Yeji Phase II	88,776.41	546,666.59		
194	1820004	Const. of Police Stn at Kwadwo Addaikrom	33,180.63	204,319.37		
195	1919058	Const of Cmty center phase 2 at Kodie	99,541.89	612,958.11		
196	2020055	Const. of 1 no. football park at Apire	13,272.25	81,727.75		
197	2119237	Const of abbatoir at Koforidua	159,267.02	980,732.98		
198	2120057	Const. of Cmty MKT at Kentinkrono	79,633.51	490,366.49		
199	2120112	Const. of MKT facility at Meduma	45,125.66	277,874.34		
200	2120117	Const. of 1 No. satellite MKT at Esaase	26,544.50	163,455.50		
201	2120134	Const of 100-Unit mkt Stalls at Yeji	66,361.26	408,638.74		
202	0120008	Const of first phase of police administration blk at Wamfie	92,905.76	572,094.24		
203	0120013	Expansion of Offinso divisional police comm& at Offinso New Town	66,361.26	408,638.74		
204	0120014	Const Of off blk For The District Police Comm& at Effiduase	159,267.02	980,732.98		
205	0120015	Const. of a 2 Stry Off. blk for the Ghana police service at Obogu,	66,361.26	408,638.74		
206	0120016	Const. of police Off. at Banko	37,162.30	228,837.70		
207	0120017	Const of District Fire Service off complex at Wamfie	66,361.26	408,638.74		
208	0220144	Const. of Brhls at Roman Catholic Girls JHS	3,981.68	24,518.32		

PUBLIC INVESTMENT PLAN (PIP) FOR ON-GOING PROJECTS FOR THE MTEF (2021-2024) - GH¢

MDA: Office of Government Machinery (Middle Belt Authority)

Funding Source:GOG

Budget Ceiling:

84,091,992.02 132,931,279.79 122,167,037.04 6,783,564.15

			Allotment Based on the MTEF (2021-2024)			
#	Code	Contract	2021	2022	2023	2024
209	0220145	Const. of Brhls at K O Mtdst JHS 'B' M/A primary & JHS	3,981.68	24,518.32		
210	0220146	Const. of Brhls at Odumase Extension M/A JHS	3,981.68	24,518.32		
211	0319147	Const of 1 No. pavilion dining hall for Abeaseman SHS at Abease	33,180.63	204,319.37		
212	0320001	Provision of 600 dual desk for SHS at Y Krobo	23,890.05	147,109.95		
213	0420002	Const. of training centre at Nyamebekyere	26,544.50	163,455.50		
214	0519268	Skip with fence & pave floor at Yahwa	13,378.56	82,382.39		
215	1019675	Reshapn of Boma-Nkwantabisa Rd at -	2,654.45	16,345.55		
216	1020094	Rehab of 2.3 km Nzezera-Awaikrom Road at Nzezera-Awaikrom Road	21,102.88	129,947.12		
217	1020097	Const of drains & grading of Nkwabeng rd at Nkwabeng (Mayfair) road	106,178.01	653,821.99		
218	1020098	Reshapn & spot imprv't at Ntankro-Kunsoo-Miaweni Feeder Roads	278,717.28	1,716,282.72		
219	1020099	Upgrading of Yeji Palace - Konkoma Road at Yeji Palace - Konkoma	66,361.26	408,638.74		
220	1020100	Reshapn of Baaya-Hihamankyini road at Baaya-Hihamankyini	13,272.25	81,727.75		
221	1020101	sport imprv't of Asawasi-Afin 1.30km road at Asawasi-Afin	85,568.28	526,911.54		
222	1020102	sport imprv't of MR, SEM JNC-Aban-Ase 0.50 km road at SEM JNC-Aban-Ase	137,481.94	846,585.06		
223	1020103	Resurfacing Akosombo-Badam road at Badam road	13,272.25	81,727.75		
224	1020104	Const of 3No.4*4 culverts at Apesika road	9,954.19	61,295.81		

PUBLIC INVESTMENT PLAN (PIP) FOR ON-GOING PROJECTS FOR THE MTEF (2021-2024) - GH¢

MDA: Office of Government Machinery (Middle Belt Authority)

Funding Source:GOG

Budget Ceiling:

84,091,992.02 132,931,279.79 122,167,037.04 6,783,564.15

			Allotment Based on the MTEF (2021-2024)			
#	Code	Contract	2021	2022	2023	2024
225	1020105	Const of 3No.4*4 culverts at Dwarf Isl& road	9,954.19	61,295.81		
226	1020108	Rehab of Odumasi town roads at Odumasi	463,411.14	2,853,588.86		
227	1020109	Const Of Awaham Junction- To- Awaham Road at Awaham Electoral Area	26,544.50	163,455.50		
228	1020111	Re-Shapping Of Quarshie-Krom To Dwinantwi Road at Ekoso	13,272.25	81,727.75		
229	1020112	Re-Shappig Of Millenium City Area Roads at Lower West Akim	489,480.64	3,014,119.36		
230	1020113	Const of 22km road at Asesewa-Adwenso-Sekesua	318,534.04	1,961,465.96		
231	1020114	Reshapn of road at Babytse,	13,272.25	81,727.75		
232	1020115	Reshapn of road at Darmang,	13,272.25	81,727.75		
233	1020116	Reshapn of road at Odukyere,	13,272.25	81,727.75		
234	1020119	Reshapn of road at Owurakesim,	13,272.25	81,727.75		
235	1020120	Reshapn of road at Katayensua,	13,272.25	81,727.75		
236	1020121	Reshapn of road at Esaaso	13,272.25	81,727.75		
237	1020122	Reshapn of road at Abaamkrom,	26,544.50	163,455.50		
238	1020123	Reshapn of road at Alafia-Danso, Afrikrom, Adenji	26,544.50	163,455.50		
239	1020125	Reshapn of road at Kofi Kyere,	13,272.25	81,727.75		
240	1020126	Reshapn of Awaham Jnc.-Awaham road at West Akim	21,235.60	130,764.40		

PUBLIC INVESTMENT PLAN (PIP) FOR ON-GOING PROJECTS FOR THE MTEF (2021-2024) - GH¢

MDA: Office of Government Machinery (Middle Belt Authority)

Funding Source:GOG

Budget Ceiling:

84,091,992.02 132,931,279.79 122,167,037.04 6,783,564.15

			Allotment Based on the MTEF (2021-2024)			
#	Code	Contract	2021	2022	2023	2024
241	1020127	Reshaping of Somyana Township roads at Y Krobo	525,301.74	3,234,698.26		
242	1020129	Creation of Mangoase-Golf park access road at Mangoase-Golf park	21,235.60	130,764.40		
243	1020130	Reshapn of Nkonsa Junction-Nyankomasi Road at adansi asokwa	28,535.34	175,714.66		
244	1020131	Spot imprv't & Reshapn of road at Asunsu no. 2 to Ntabene	13,272.25	81,727.75		
245	1020132	Spot imprv't & Reshapn of road at Jericho Kofiasua site road	13,272.25	81,727.75		
246	1020133	Const of culvert & approach filling at Abesim SHS road, Sunyani	265,445.03	1,634,554.97		
247	1020134	Spot imprv't of New Tafo SDA Jnc-SDA Road (0.50km) at Abuakwa Nth	21,235.60	130,764.40		
248	1020135	Opening up of Asaseboma-Sikasu-Kwabekwaw 3km road at Asaseboma	39,816.75	245,183.25		
249	1020136	Opening up of Mmofrabesu-Ogbodokope 3km road at Ogbodokope	39,816.75	245,183.25		
250	1020137	Opening up of Tribu-Gadorkope 2km road at Gadorkope	26,544.50	163,455.50		
251	1020138	Opening up of Ekye-Ladekope to Gavorkope 2km road at Ladekope	20,837.43	128,312.57		
252	1020139	Reshapn of selected roads at Nkawkaw	389,575.51	2,398,924.49		
253	1020140	Reshaiping & gravelling of 60km road at Upper Manya Township	132,722.52	817,277.48		
254	1020145	Reshaping RDs * at MKT near Tanoso	6,636.13	40,863.87		
255	1020154	Reshaing of Bomaa-Nkurakai RD * at Tano Nth	6,636.13	40,863.87		
256	1020155	Reshaping of Bomaa-Kwasoagya RD * at Tano Nth	6,636.13	40,863.87		

PUBLIC INVESTMENT PLAN (PIP) FOR ON-GOING PROJECTS FOR THE MTEF (2021-2024) - GH¢

MDA: Office of Government Machinery (Middle Belt Authority)

Funding Source:GOG

Budget Ceiling:

84,091,992.02 132,931,279.79 122,167,037.04 6,783,564.15

			Allotment Based on the MTEF (2021-2024)			
#	Code	Contract	2021	2022	2023	2024
257	1020156	Grading of RDs at ANYABREM-BENA-AYAASI-DOMPOASE-DINKYIE	35,835.08	220,664.92		
258	1020157	Nsata Mangoase RD at New Edubiase	13,272.25	81,727.75		
259	1020158	Reshapn OF MAABANG-BOMAA & OTHER F/R at TANO Nth	73,262.83	451,137.17		
260	1119072	Const of small dugout. at Okoto Kura	33,180.63	204,319.37		
261	1119074	Const of small dug out at Burkina	33,180.63	204,319.37		
262	1318403	Mechzd Brhls at Achina	3,981.68	24,518.32		
263	1318404	Mechzd Brhls at Mfanibu	3,981.68	24,518.32		
264	1318405	Mechzd Brhls at Suponso	2,794.16	17,205.84		
265	1318406	Mechzd Brhls at Kaniago	3,981.68	24,518.32		
266	1318407	Mechzd Brhls at Tepas	2,794.16	17,205.84		
267	1318408	Mechzd Brhls at Abonsuaso	3,981.68	24,518.32		
268	1318409	Handpump Brhls at Domaa	2,794.16	17,205.84		
269	1318410	Handpump Brhls at Asuadei	2,794.16	17,205.84		
270	1318411	Handpump Brhls at OpokukromNew Site	2,794.16	17,205.84		
271	1318412	Handpump Brhls at Kwafokrom	2,794.16	17,205.84		
272	1318413	Handpump Brhls at Mamponghe Akuraa	2,794.16	17,205.84		

PUBLIC INVESTMENT PLAN (PIP) FOR ON-GOING PROJECTS FOR THE MTEF (2021-2024) - GH¢

MDA: Office of Government Machinery (Middle Belt Authority)

Funding Source:GOG

Budget Ceiling:

84,091,992.02 132,931,279.79 122,167,037.04 6,783,564.15

			Allotment Based on the MTEF (2021-2024)			
#	Code	Contract	2021	2022	2023	2024
273	1318414	Handpump Brhls at Kwasuso	2,794.16	17,205.84		
274	1318415	Handpump Brhls at Akwasibaakrom	2,794.16	17,205.84		
275	1318416	Handpump Brhls at Patuokrom	2,794.16	17,205.84		
276	1318417	Handpump Brhls at Koofiekrom	2,794.16	17,205.84		
277	1318459	Const of storm drain at Unity Gardens	79,633.51	490,366.49		
278	1318462	Const of 0.6km U-Section 0.60m diameter concrete drain at Asokore	72,997.38	449,502.62		
279	1318481	Const of 200.0m of 0.9m u drain at Koforidua	132,722.52	817,277.48		
280	1318487	Const of Mechzd Brhls at Bui Camp	3,981.68	24,518.32		
281	1318505	Const of Wamanafo Begyewe drainage (2nd Phase) at Wamanafo	26,544.50	163,455.50		
282	1318506	Const of Habitat Wamfie Drainage (2nd Phase) at Wamfie	26,544.50	163,455.50		
283	1318509	Const of drainage systems at Old Drobo	38,489.53	237,010.47		
284	1318510	Const of drainage systems at Asiri	49,903.67	307,296.33		
285	1318512	Const of Mechzd Brhl at Dawiri	3,981.68	24,518.32		
286	1318718	Handpump Brhls at Aakwasikweh	39,816.75	245,183.25		
287	1320155	Const. of 6 str WC TI' at Wesley High SHS,Konongo (Boys DORM)	15,926.70	98,073.30		
288	1320156	Const. & Mech'zn of 1 No. Brhl with a tank at Juaso SHS	3,981.68	24,518.32		

PUBLIC INVESTMENT PLAN (PIP) FOR ON-GOING PROJECTS FOR THE MTEF (2021-2024) - GH¢

MDA: Office of Government Machinery (Middle Belt Authority)

Funding Source:GOG

Budget Ceiling:

84,091,992.02 132,931,279.79 122,167,037.04 6,783,564.15

			Allotment Based on the MTEF (2021-2024)			
#	Code	Contract	2021	2022	2023	2024
289	1320157	Const. of 1 No. 10 str WC system at Asare Bediako SHS	18,581.15	114,418.85		
290	1320158	Const. of 1No.10 str WC TI' at Banku SHS	23,890.05	147,109.95		
291	1320159	Const. of 1 No 14 str WC TI' with Mechzd Brhl at St Joseph SHS Mampong	26,763.76	164,805.64		
292	1320161	Const of10 seater TI' at Kwahu Tafo SHS	26,544.50	163,455.50		
293	1320162	Const of 10 seater TI' fcty at Kwahu Tafo SHS	23,890.05	147,109.95		
294	1320165	Const. of box culvert & WKs Emena hospital culvert at Apemso	79,633.51	490,366.49		
295	1320166	Const. of Drainage & filling at Goaso	75,651.83	465,848.17		
296	1320167	Extension of storm drains at Goaso	79,633.51	490,366.49		
297	1320168	Const. of drains (about 300 metres) at Gyedu to Akenten stream	132,722.52	817,277.48		
298	1320169	Const. of drains at Afamanaso	39,816.75	245,183.25		
299	1320171	Const. of storm drains at Asawase D Line	184,400.39	1,135,499.05		
300	1320172	Const. of Storm Drains at Akurem	98,938.58	609,243.08		
301	1320173	Const. of Drains & Bridges at Bantama	39,816.75	245,183.25		
302	1320181	Const. of Drainage System at Krofrom Topido	53,089.01	326,910.99		
303	1320182	Const. of Yennyawoso-Atimpom Drainage System at Yennyawso	39,816.75	245,183.25		
304	1320183	Const. of drains at Brahabebome,	26,544.50	163,455.50		

PUBLIC INVESTMENT PLAN (PIP) FOR ON-GOING PROJECTS FOR THE MTEF (2021-2024) - GH¢

MDA: Office of Government Machinery (Middle Belt Authority)

Funding Source:GOG

Budget Ceiling:

84,091,992.02 132,931,279.79 122,167,037.04 6,783,564.15

			Allotment Based on the MTEF (2021-2024)			
#	Code	Contract	2021	2022	2023	2024
305	1320184	Const. of drains at Akaporiso	26,544.50	163,455.50		
306	1320185	Const. of drains at Aboagyekrom	26,544.50	163,455.50		
307	1320187	Const. of Nyame-Agyeman gas storm drain II at Nyamso-Agyeman	18,581.15	114,418.85		
308	1320188	Const. of drains at Labito	3,981.68	24,518.32		
309	1320189	Const of drains at Nkrankwanta	46,452.88	286,047.12		
310	1320192	Const of drainage & culverts at Nkwabeng	46,452.88	286,047.12		
311	1320193	Const of drainage & culverts at Akumasa Domasi	46,452.88	286,047.12		
312	1320194	Const of drainage & culverts at Bonsu	53,089.01	326,910.99		
313	1320195	Const of u drains at Donkorkrom	33,180.63	204,319.37		
314	1320196	Const of u drains at Ntonaboma	33,180.63	204,319.37		
315	1320198	Const of drains at durbar ground through to the Moore river at Bodua	54,486.09	335,513.91		
316	1320204	Const of Drainage & additional works at new Asenema mkt at Asenema	33,180.63	204,319.37		
317	1320205	Const of storm drain & storm wtr holding pond at Suhum	371,623.04	2,288,376.96		
318	1320206	Const of Nyame-Agyeman gas storm drain II at Nyamso-Agyeman	18,581.15	114,418.85		
319	1320207	Const. of 1 No. drains & culverts at Kenyase Gyidim,	46,452.88	286,047.12		
320	1320208	Const. of 1 No. drains & culverts at Bamang Ankanni	20,571.99	126,678.01		

PUBLIC INVESTMENT PLAN (PIP) FOR ON-GOING PROJECTS FOR THE MTEF (2021-2024) - GH¢

MDA: Office of Government Machinery (Middle Belt Authority)

Funding Source:GOG

Budget Ceiling:

84,091,992.02 132,931,279.79 122,167,037.04 6,783,564.15

			Allotment Based on the MTEF (2021-2024)			
#	Code	Contract	2021	2022	2023	2024
321	1320210	Const. of drains at Oforikrom	37,162.30	228,837.70		
322	1320213	Const Of Drains at Kusa	39,816.75	245,183.25		
323	1320217	Const of 2No culvert wth side drains & Reshapn at Jema - Chirehin	99,541.89	612,958.11		
324	1320218	Const of drains at Bonkagyei-Akim Oda	92,905.76	572,094.24		
325	1320220	Const. of 1No. double Clv't bridges at Amaadikrom	11,945.03	73,554.97		
326	1320221	Const. of 3no. concrete Clv't bridges on 3 No. streams at Gyankobaa	9,290.58	57,209.42		
327	1320222	Const. of Sawaba-Adukrom Clv't & Anci. Wks at Sawaba-Adukrom	206,255.20	1,270,076.39		
328	1320223	Rehab, reshaping, reSurfacn of RD with Clv't at Effiduase / Asokore	132,722.52	817,277.48		
329	1320224	Const. of 5No. double cell Clv't on selected RDs at Mun wide	96,887.44	596,612.56		
330	1320225	Const. of 5No. single cell Clv't on selected RDs at Mun wide	55,743.46	343,256.54		
331	1320227	Const. of culverts at Asuboi/Ohia	33,180.63	204,319.37		
332	1320228	Const. of 1No. Culvert at Asuogyaman	9,290.58	57,209.42		
333	1320229	Const. of 1No. Culvert at Asenkantia	9,290.58	57,209.42		
334	1320230	Const. of 2No. Culvert at Mehame	14,599.48	89,900.52		
335	1320232	Construct 2no. 1/900 pipe culverts at Apuayem	9,290.58	57,209.42		
336	1320233	Const. of Culvert at New Koforidua	26,544.50	163,455.50		

PUBLIC INVESTMENT PLAN (PIP) FOR ON-GOING PROJECTS FOR THE MTEF (2021-2024) - GH¢

MDA: Office of Government Machinery (Middle Belt Authority)

Funding Source:GOG

Budget Ceiling:

84,091,992.02 132,931,279.79 122,167,037.04 6,783,564.15

			Allotment Based on the MTEF (2021-2024)			
#	Code	Contract	2021	2022	2023	2024
337	1320234	Const of 1.2m pipe culvert at Ntronang	132,722.52	817,277.48		
338	1320235	Const of 1No. 1/800mm concrete culvert over Kyereponmu river at Osiem	39,816.75	245,183.25		
339	1320236	Const of 3No.4*4 culverts at Kwaekese (on river Kumwia)	9,954.19	61,295.81		
340	1320237	Const of culverts at Atobiase,	39,816.75	245,183.25		
341	1320238	Const of culverts at Brenadi	26,544.50	163,455.50		
342	1320240	Const of culverts at Mpraso Akropong	26,544.50	163,455.50		
343	1320241	Const of 1No. 1/1800mm concrete culvert at Kyereponmu River Oseim	25,524.24	157,172.95		
344	1320243	culverts/ bridges/ footbridges at Asuadei Concrete footbridge	18,581.15	114,418.85		
345	1320244	culverts/ bridges/ footbridges at Numasua 1/Patuokrom bridge 1	10,617.80	65,382.20		
346	1320245	culverts/ bridges/ footbridges at Ankaasebridge	10,617.80	65,382.20		
347	1320246	culverts/ bridges/ footbridges at Numasua 1/Patuokrom bridge 2	8,626.96	53,123.04		
348	1320247	Const. of Culvert at Duampompo	26,544.50	163,455.50		
349	1320248	Const. of broken culverts near Watreso at Watreso	13,272.25	81,727.75		
350	1320250	Const of culverts at Baakoniaba	13,272.25	81,727.75		
351	1320251	Const of culverts at Tonsuom	13,272.25	81,727.75		
352	1320252	Const of culverts at Akokorakwadwo	13,272.25	81,727.75		

PUBLIC INVESTMENT PLAN (PIP) FOR ON-GOING PROJECTS FOR THE MTEF (2021-2024) - GH¢

MDA: Office of Government Machinery (Middle Belt Authority)

Funding Source:GOG

Budget Ceiling:

84,091,992.02 132,931,279.79 122,167,037.04 6,783,564.15

			Allotment Based on the MTEF (2021-2024)			
#	Code	Contract	2021	2022	2023	2024
353	1320253	Const of culverts at Penkwase	13,272.25	81,727.75		
354	1320254	Const of 2-no culvert over Bruku & Amankwalarbi streams at Dawu	14,594.70	89,871.10		
355	1320255	Const. of 9 No.mechanised Brhls at Asumura	23,890.05	147,109.95		
356	1320256	Const. of h& pump Brhl at Manhyia No.3	2,794.16	17,205.84		
357	1320257	Const. of h& pump Brhl at Nnseinua	2,654.45	16,345.55		
358	1320258	Const. of h& pump Brhl at Sienna Toapae	2,654.45	16,345.55		
359	1320259	Const. of h& pump Brhl at Duruwaakrom	2,654.45	16,345.55		
360	1320260	Const. of h& pump Brhl at kokooso	2,654.45	16,345.55		
361	1320261	Const. of h& pump Brhl at Adwumamu	2,654.45	16,345.55		
362	1320262	Const. of h& pump Brhl at Abuom	2,654.45	16,345.55		
363	1320263	Const. of h& pump Brhl at Nnayinaanse	2,654.45	16,345.55		
364	1320264	Drilling of h& pump Brhls at Ninkyiama	3,318.06	20,431.94		
365	1320265	Drilling of h& pump Brhls at Asempaneye-Agyeikrom	3,318.06	20,431.94		
366	1320266	Drilling of h& pump Brhls at Kojo Adaikrom	3,318.06	20,431.94		
367	1320267	Drilling of h& pump Brhls at Kwadwo Nkrumah	3,318.06	20,431.94		
368	1320268	Drilling of h& pump Brhls at Anwona	3,318.06	20,431.94		

PUBLIC INVESTMENT PLAN (PIP) FOR ON-GOING PROJECTS FOR THE MTEF (2021-2024) - GH¢

MDA: Office of Government Machinery (Middle Belt Authority)

Funding Source:GOG

Budget Ceiling:

84,091,992.02 132,931,279.79 122,167,037.04 6,783,564.15

			Allotment Based on the MTEF (2021-2024)			
#	Code	Contract	2021	2022	2023	2024
369	1320269	Drilling of h& pump Brhls at Ntotroso Zongo	3,318.06	20,431.94		
370	1320270	Drilling of h& pump Brhls at Gyedu	3,318.06	20,431.94		
371	1320271	Drilling of h& pump Brhls at Nantwiekrom	3,318.06	20,431.94		
372	1320272	Drilling of h& pump Brhls at Kwame Mensahkrom	3,318.06	20,431.94		
373	1320273	Drilling of h& pump Brhls at Kokofu	3,318.06	20,431.94		
374	1320275	Drilling of h& pump Brhls at Nkrankrom No.2	3,318.06	20,431.94		
375	1320276	Drilling of h& pump Brhls at Kenyasi New Jericho	3,318.06	20,431.94		
376	1320277	Drilling of h& pump Brhls at Ntroso College of Nursing	3,318.06	20,431.94		
377	1320278	Drilling of h& pump Brhls at Ntroso New Site	3,318.06	20,431.94		
378	1320279	Drilling of h& pump Brhls at Aboagye Nkwanta	3,318.06	20,431.94		
379	1320280	Drilling of h& pump Brhls at Solomon	3,318.06	20,431.94		
380	1320281	Drilling of h& pump Brhls at Kwanfinfin	3,318.06	20,431.94		
381	1320282	Drilling of h& pump Brhls at Kwanware	3,318.06	20,431.94		
382	1320283	Drilling of h& pump Brhls at Asirifi-Nkrankrom	3,318.06	20,431.94		
383	1320287	Const. of 7 N0. Brhls at Selected Cmtys	32,125.47	197,821.93		
384	1320288	Const. of 1 No. Mechzd Brhl at Abrade	6,370.68	39,229.32		

PUBLIC INVESTMENT PLAN (PIP) FOR ON-GOING PROJECTS FOR THE MTEF (2021-2024) - GH¢

MDA: Office of Government Machinery (Middle Belt Authority)

Funding Source:GOG

Budget Ceiling:

84,091,992.02 132,931,279.79 122,167,037.04 6,783,564.15

			Allotment Based on the MTEF (2021-2024)			
#	Code	Contract	2021	2022	2023	2024
385	1320289	Const. of 1 No. Mechzd Brhl at Edwinase	6,370.68	39,229.32		
386	1320290	Const. of 10 str Wc with Mechzd Brhl at Funifuni/Dabang	23,890.05	147,109.95		
387	1320293	Const. of 10 str Wc with Mechzd Brhl at Asamang	23,890.05	147,109.95		
388	1320295	Const. of Mechzd Brhl at Agona Zongo	3,981.68	24,518.32		
389	1320298	Const. of Mechzd Brhl at Funifuni/Dabang	3,981.68	24,518.32		
390	1320299	Const. of Mechzd Brhl at Wiamoase/Kona	3,981.68	24,518.32		
391	1320300	Const. of Mechzd Brhl at Bepoase	3,981.68	24,518.32		
392	1320311	Const. of 1 No. Mechzd Brhl at Agona	3,981.68	24,518.32		
393	1320312	Const. of 1 No. Mechzd Brhl at Asamang	3,981.68	24,518.32		
394	1320326	Const. of Mechzd Brhls at Kyekyewere	3,981.68	24,518.32		
395	1320327	Const. of H& pump Brhl at Manhuntem	2,654.45	16,345.55		
396	1320328	Const. of H& pump Brhl at village near Amakrom	2,654.45	16,345.55		
397	1320329	Const. of H& pump Brhl at Okyerekrom	2,654.45	16,345.55		
398	1320330	Const. of 10 str WC TI' with Mechzd Brhl at Domiabra	23,890.05	147,109.95		
399	1320331	Const. of Mechzd Brhl at Patriensa	3,981.68	24,518.32		
400	1320332	Const. of Mechzd Brhl at Kwame Mensa	3,981.68	24,518.32		

PUBLIC INVESTMENT PLAN (PIP) FOR ON-GOING PROJECTS FOR THE MTEF (2021-2024) - GH¢

MDA: Office of Government Machinery (Middle Belt Authority)

Funding Source:GOG

Budget Ceiling:

84,091,992.02 132,931,279.79 122,167,037.04 6,783,564.15

			Allotment Based on the MTEF (2021-2024)			
#	Code	Contract	2021	2022	2023	2024
401	1320333	Const. of Mechzd Brhl at Praaso	3,981.68	24,518.32		
402	1320334	Const. & Mech'zn of 1 No. Brhl wth a tank at Breku Formanso	3,981.68	24,518.32		
403	1320336	Const. & Mech'zn of 1 No. Brhl wth a tank at Yawkwei (Kwayemu)	3,981.68	24,518.32		
404	1320337	Const. of 10-str WC with Mechzd Brhl at Praso	23,890.05	147,109.95		
405	1320338	Const. of 10-str WC with Mechzd Brhl at Nyakoma	23,890.05	147,109.95		
406	1320339	Const. of 10-str WC with Mechzd Brhl at Nkyesa	23,890.05	147,109.95		
407	1320340	Const. of 10-str WC with Mechzd Brhl at Agyrapa	23,890.05	147,109.95		
408	1320341	Const. & Mech'zn of 1 No. Brhl wth a storage tank at Kwabeng	3,981.68	24,518.32		
409	1320342	Const. & Mech'zn of 1 No. Brhl wth a tank at Aboaboso	3,981.68	24,518.32		
410	1320343	Const. & Mech'zn of 1 No. Brhl wth a tank at Akwanserem (Danpong)	3,981.68	24,518.32		
411	1320344	Const. & Mech'zn of 1 No. Brhl wth a tank at Ampayoo (Adomfe)	3,981.68	24,518.32		
412	1320345	Const. of 10 str WC TI' with Mechzd Brhl at Kuffuor Camp	23,890.05	147,109.95		
413	1320346	Const. of 10 str WC TI' with Mechzd Brhl at Bontomuruso	23,890.05	147,109.95		
414	1320347	Const. of 10 str WC TI' with Mechzd Brhl at Abofrem	23,890.05	147,109.95		
415	1320349	Const. of 1 Mechzd Brhls at Adumasa	3,981.68	24,518.32		
416	1320350	Const. of 1 Mechzd Brhls at Morontuo	3,981.68	24,518.32		

PUBLIC INVESTMENT PLAN (PIP) FOR ON-GOING PROJECTS FOR THE MTEF (2021-2024) - GH¢

MDA: Office of Government Machinery (Middle Belt Authority)

Funding Source:GOG

Budget Ceiling:

84,091,992.02 132,931,279.79 122,167,037.04 6,783,564.15

			Allotment Based on the MTEF (2021-2024)			
#	Code	Contract	2021	2022	2023	2024
417	1320351	Const. of 1 Mechzd Brhls at Dejanso	3,981.68	24,518.32		
418	1320352	Const. of 1 H& pump Brhl at Anomawobi	2,654.45	16,345.55		
419	1320353	Const. of 1 H& pump Brhl at Kuseasi	2,654.45	16,345.55		
420	1320354	Const. of 1 H& pump Brhl at Akwadum	2,654.45	16,345.55		
421	1320356	Const. of 5No. tank & mech'zn of Brhls in the Mun'ty at Mun wide	14,599.48	89,900.52		
422	1320357	Const. of Mechzd Brhl at Esaase	3,981.68	24,518.32		
423	1320358	Const. of Mechzd Brhl at Akronwi	3,981.68	24,518.32		
424	1320360	Const. of Mechzd Brhl at Juaben Ahodwo	3,981.68	24,518.32		
425	1320362	Const. of Mechzd Brhl at Odoyefe	3,981.68	24,518.32		
426	1320363	Const. of 1 No. Mechzd Brhl at Akronfonso	3,981.68	24,518.32		
427	1320364	Upgrade 10No.manual h&pump Brhls to Mechzd Brhls wth tank at Mun Wide	29,290.53	180,364.97		
428	1320365	Const. of Brhls at Konadu Yiadom M/A Primary 'B'	3,981.68	24,518.32		
429	1320366	Const. of Brhls with overhead tank at Asaman	3,981.68	24,518.32		
430	1320367	Const. of Brhls with overhead tank at Afedie	3,981.68	24,518.32		
431	1320368	Const. of Brhls with overhead tank at Nweneso/ Min- Dome	3,981.68	24,518.32		
432	1320369	Const. of Brhls with overhead tank at Ankam	3,981.68	24,518.32		

PUBLIC INVESTMENT PLAN (PIP) FOR ON-GOING PROJECTS FOR THE MTEF (2021-2024) - GH¢

MDA: Office of Government Machinery (Middle Belt Authority)

Funding Source:GOG

Budget Ceiling:

84,091,992.02 132,931,279.79 122,167,037.04 6,783,564.15

			Allotment Based on the MTEF (2021-2024)			
#	Code	Contract	2021	2022	2023	2024
433	1320370	Const. of Brhls with overhead tank at Adimposo II	3,981.68	24,518.32		
434	1320371	Const. of Brhls with overhead tank at Adimposo I,	3,981.68	24,518.32		
435	1320372	Const. of Brhls with overhead tank at Kensere,	3,981.68	24,518.32		
436	1320373	Const. of Brhls with overhead tank at Wahaso	3,981.68	24,518.32		
437	1320374	Const. of Brhls (h& pump) at Pakyi No. 5	2,794.16	17,205.84		
438	1320375	Const. of Brhls (h& pump) at Domeabra	2,654.45	16,345.55		
439	1320376	Const. of Brhls (h& pump) at Domi Nyamebekyere	2,654.45	16,345.55		
440	1320377	Const. of Brhls (h& pump) at Tabosere	2,654.45	16,345.55		
441	1320378	Const. of Brhls (h& pump) at Groso	2,654.45	16,345.55		
442	1320379	Const. of Brhls (h& pump) at Manukrom,	2,654.45	16,345.55		
443	1320380	Const. of Brhls (h& pump) at Bricherkrom,	2,654.45	16,345.55		
444	1320395	Const. of h& pump Brhl at Domeabra	2,654.45	16,345.55		
445	1320396	Const. of h& pump Brhl at Kwafo	2,654.45	16,345.55		
446	1320397	Const. of h& pump Brhl at Lamlekye	2,654.45	16,345.55		
447	1320398	Const. of h& pump Brhl at Odumang/Kwakufio	2,654.45	16,345.55		
448	1320399	Const. of h& pump Brhl at Dotom	2,654.45	16,345.55		

PUBLIC INVESTMENT PLAN (PIP) FOR ON-GOING PROJECTS FOR THE MTEF (2021-2024) - GH¢

MDA: Office of Government Machinery (Middle Belt Authority)

Funding Source:GOG

Budget Ceiling:

84,091,992.02 132,931,279.79 122,167,037.04 6,783,564.15

			Allotment Based on the MTEF (2021-2024)			
#	Code	Contract	2021	2022	2023	2024
449	1320401	Const. of 1 No. Mechzd Brhl at Jimiso Kakraba	3,993.22	24,589.43		
450	1320403	Const. of 1 No. Mechzd Brhl at Ayease	3,993.22	24,589.43		
451	1320404	Const. of 1 No. Mechzd Brhl at Ato Plans	3,993.22	24,589.43		
452	1320405	Const. of 1 No. Mechzd Brhl at Independence Primary Sschool	3,993.22	24,589.43		
453	1320406	Const. of 1 No. Mechzd Brhl at Anyimadukrom	3,993.22	24,589.43		
454	1320407	Const. of 1 No. Mechzd Brhl at Tukuka Nth (Tutuka MKT)	3,993.22	24,589.43		
455	1320411	Const. of 10 str WC TI' with Mechzd Brhl at Jacobu	23,890.05	147,109.95		
456	1320412	Const. of 10 str WC TI' with Mechzd Brhl at Numereso	23,890.05	147,109.95		
457	1320413	Const. of 10 str WC TI' with Mechzd Brhl at Apitisu	23,890.05	147,109.95		
458	1320414	Const. of 10 str WC TI' with Mechzd Brhl at Hia	23,890.05	147,109.95		
459	1320415	Const. of 1No. Mechzd Brhl at Abofour Zongo	3,981.68	24,518.32		
460	1320416	Const. of 1No. h&pump Brhl at Namong Anfaaso	2,654.45	16,345.55		
461	1320420	Const. of 1No. Mechzd Brhl at Samproso	3,981.68	24,518.32		
462	1320423	Const. of 1 no. h& pump Brhl at Asisiwa	2,654.45	16,345.55		
463	1320424	Const. of 1 no. h& pump Brhl at Babaduasp	2,654.45	16,345.55		
464	1320425	Const. of 1 no. h& pump Brhl at Abofrem	2,654.45	16,345.55		

PUBLIC INVESTMENT PLAN (PIP) FOR ON-GOING PROJECTS FOR THE MTEF (2021-2024) - GH¢

MDA: Office of Government Machinery (Middle Belt Authority)

Funding Source:GOG

Budget Ceiling:

84,091,992.02 132,931,279.79 122,167,037.04 6,783,564.15

			Allotment Based on the MTEF (2021-2024)			
#	Code	Contract	2021	2022	2023	2024
465	1320426	Const. of 1 no. h& pump Brhl at Hiamankyre	2,654.45	16,345.55		
466	1320427	Const. of 1 no. h& pump Brhl at Seneso	2,654.45	16,345.55		
467	1320429	Const. oF Brhls at Agric	2,654.45	16,345.55		
468	1320430	Const. of Brhls at GBC	2,654.45	16,345.55		
469	1320431	Const. of Brhls at Asafo Fish smokers area	2,654.45	16,345.55		
470	1320432	Const of Mechzd brhls at Buadukrom	3,981.68	24,518.32		
471	1320433	Const of Mechzd brhls at Asasefufuom	3,981.68	24,518.32		
472	1320434	Const of Mechzd brhls at St. James Nkawkaw	3,981.68	24,518.32		
473	1320435	Const of Mechzd brhls at Site Kese	3,981.68	24,518.32		
474	1320436	Const of Mechzd brhls at Wiewa	3,981.68	24,518.32		
475	1320437	Const of Mechzd brhls at Sase	3,981.68	-		
476	1320438	Const of Mechzd brhls at B&a Berma	3,981.68	-		
477	1320440	Const of Mechzd brhls at Sanwa	3,981.68	-		
478	1320441	Const of Mechzd brhls at Dompofie	3,981.68	-		
479	1320443	Drilling & mechanisation of brhls at whole constituency	66,361.26	-		
480	1320462	Const of Mechzd brhl at Diabaa	3,981.68	-		

PUBLIC INVESTMENT PLAN (PIP) FOR ON-GOING PROJECTS FOR THE MTEF (2021-2024) - GH¢

MDA: Office of Government Machinery (Middle Belt Authority)

Funding Source:GOG

Budget Ceiling:

84,091,992.02 132,931,279.79 122,167,037.04 6,783,564.15

			Allotment Based on the MTEF (2021-2024)			
#	Code	Contract	2021	2022	2023	2024
481	1320464	Const of 11No. H& pump brhls at selected cmtys	29,198.95	-		
482	1320468	Drilling & Meachanisation of 20No. brhls at Selected cmtys	79,633.51	-		
483	1320469	Drilling & Meachanisation of 12No. brhls at Selected cmtys	47,780.11	-		
484	1320470	Drilling of 2No. H& pump brhls at Gbili	5,308.90	-		
485	1320471	Drilling of 2No. H& pump brhls at Bodinka	5,308.90	-		
486	1320472	Drilling of 2No. H& pump brhls at Akroka	5,308.90	-		
487	1320473	Drilling of 2No. H& pump brhls at Amponsa	5,308.90	-		
488	1320474	Drilling of 2No. H& pump brhls at Quarters	5,308.90	-		
489	1320475	Drilling of 2No. H& pump brhls at Bilaba	5,308.90	-		
490	1320476	Const of 1 No. Mechzd brhls at Gyasipo	3,981.68	-		
491	1320477	Const of 1 No. Mechzd brhls at Dwankrom	3,981.68	-		
492	1320479	Const of 1 No. Mechzd brhls at Lemu	3,981.68	-		
493	1320480	Const of 1 No. Mechzd brhls at Donkope	3,981.68	-		
494	1320481	Const of 1 No. Mechzd brhls at Akyeremade	3,981.68	-		
495	1320482	Const of 1 No. Mechzd brhls at Konkonse	3,981.68	-		
496	1320484	Const of 1 No. Mechzd brhls at Bufurusu	3,981.68	-		

PUBLIC INVESTMENT PLAN (PIP) FOR ON-GOING PROJECTS FOR THE MTEF (2021-2024) - GH¢

MDA: Office of Government Machinery (Middle Belt Authority)

Funding Source:GOG

Budget Ceiling:

84,091,992.02 132,931,279.79 122,167,037.04 6,783,564.15

			Allotment Based on the MTEF (2021-2024)			
#	Code	Contract	2021	2022	2023	2024
497	1320486	Const of 10- seater WC TI' with mchnzd brhl at Krobo Zongo	23,890.05	-		
498	1320487	Const of 10- seater WC TI' with mchnzd brhl at Asueyi,	23,890.05	-		
499	1320489	Const of 20-seater WC TI' with mchnzd brhl at Aworowa - Tuobodom	47,780.11	-		
500	1320503	Const of H& pump brhl at Wawase No.2	2,654.45	-		
501	1320504	Const of Mechzd brhl at Tanoso-Danso/Faman	3,981.68	-		
502	1320505	Const of Mechzd brhl at Bomiri/ New Bomiri	3,981.68	-		
503	1320508	Const of h&pump brhl at Ntronang	2,654.45	-		
504	1320509	Const of h&pump brhl at Nkwateng	2,654.45	-		
505	1320510	Const of 1No 10-seater TI' & Urinal wth mchnzd brhl at Asikam Cmty	23,890.05	-		
506	1320511	Const of Mechzd brhl at Aburi,	3,981.68	-		
507	1320512	Const of Mechzd brhl at Commet	3,981.68	-		
508	1320513	Const of Mechzd brhl at Ahyiresu,	3,981.68	-		
509	1320514	Const of Mechzd brhl at Adamorobe-Obama,	3,981.68	-		
510	1320515	Const of 10 seater WC TI' with Mechzd brhl at Aburi-Domeabra,	23,890.05	-		
511	1320516	Const of 10 seater WC TI' with Mechzd brhl at Gyankama	23,890.05	-		
512	1320517	Const of 1No. Mechzd brhl at Akim Swedru Adom	3,981.68	-		

PUBLIC INVESTMENT PLAN (PIP) FOR ON-GOING PROJECTS FOR THE MTEF (2021-2024) - GH¢

MDA: Office of Government Machinery (Middle Belt Authority)

Funding Source:GOG

Budget Ceiling:

84,091,992.02 132,931,279.79 122,167,037.04 6,783,564.15

			Allotment Based on the MTEF (2021-2024)			
#	Code	Contract	2021	2022	2023	2024
513	1320519	Const of 1No. Mechzd brhl at Akim Swedru Akiss area	3,981.68	-		
514	1320520	Const of 2 No. Mechzd brhl at Akim Swedru Salem	7,963.35	-		
515	1320523	Const of 8 seater Wc with Mechzd brhl at Nnudu/Dzedeka	21,235.60	-		
516	1320525	Const of 10 seater Wc with Mechzd brhl at Apenkwa	23,890.05	-		
517	1320526	Const of 8 seater Wc with Mechzd brhl at Asempaneye	21,235.60	-		
518	1320527	Const of 1No.mchnzd brhls at Berbome	3,981.68	-		
519	1320529	Const of 1No.mchnzd brhls at Islamic(Enyiresi),	3,981.68	-		
520	1320531	Const of 1 No. mchnzd brhl at Afunya,	3,981.68	-		
521	1320532	Const of 1 No. mchnzd brhl at Asuom	3,981.68	-		
522	1320533	mchnzd brhls & small town wtr project at Compania.	3,981.68	-		
523	1320534	mchnzd brhls & small town wtr project at Ayeimesu	3,981.68	-		
524	1320535	mchnzd brhls & small town wtr project at Oborpah,	3,981.68	-		
525	1320541	Const of Mechzd brhl system at Zevor	3,981.68	-		
526	1320542	Const of Mechzd brhl system at Kwame Donkor,	3,981.68	-		
527	1320544	Const of Mechzd brhl system at Boso Villa,	3,981.68	-		
528	1320546	Const of Mechzd brhl system at Gyaha	3,981.68	-		

PUBLIC INVESTMENT PLAN (PIP) FOR ON-GOING PROJECTS FOR THE MTEF (2021-2024) - GH¢

MDA: Office of Government Machinery (Middle Belt Authority)

Funding Source:GOG

Budget Ceiling:

84,091,992.02 132,931,279.79 122,167,037.04 6,783,564.15

			Allotment Based on the MTEF (2021-2024)			
#	Code	Contract	2021	2022	2023	2024
529	1320549	Const of Mechzd brhl system at Bontodiase	3,981.68	-		
530	1320550	Const of Mechzd brhl system at Anyinase,	3,981.68	-		
531	1320551	Const of brhl at Nii Quaye	2,654.45	-		
532	1320552	Const of brhl at Mmofranf&wene,	2,654.45	-		
533	1320553	Const of brhl at Kwapong	2,654.45	-		
534	1320554	Const of brhl at Benuye	2,654.45	-		
535	1320556	Const of brhl at Breku	2,654.45	-		
536	1320557	Const of brhl at Nyamekye	2,654.45	-		
537	1320558	Const of brhl at Adugyan	2,654.45	-		
538	1320559	Const of mchnzd brhls at Nkurankan	3,981.68	-		
539	1320560	Const of mchnzd brhls at Asinesi	3,981.68	-		
540	1320561	Const of mchnzd brhls at Klo-Agogo	3,981.68	-		
541	1320562	Const of mchnzd brhls at New Somanya,	3,981.68	-		
542	1320563	Asuoboi, Life charity home at Const of Mechzd brhl	23,890.05	-		
543	1320569	4No. Mechanised Brhls at Manhyia South	20,398.52	-		
544	1320570	Const. of 3 No.mechanised Brhl at Manso Adubia	11,945.03	-		

PUBLIC INVESTMENT PLAN (PIP) FOR ON-GOING PROJECTS FOR THE MTEF (2021-2024) - GH¢

MDA: Office of Government Machinery (Middle Belt Authority)

Funding Source:GOG

Budget Ceiling:

84,091,992.02 132,931,279.79 122,167,037.04 6,783,564.15

			Allotment Based on the MTEF (2021-2024)			
#	Code	Contract	2021	2022	2023	2024
545	1320573	Const of H& pump brhl at Boforkura	3,492.70	-		
546	1320574	Const of H& pump brhl at Mekoda	3,492.70	-		
547	1320575	Const of10 seater TI' with mchnzd brhl at Adadientem	23,890.05	-		
548	1320576	Const of10 seater TI' with mchnzd brhl at Abuakwa State College	23,890.05	-		
549	1320577	Const of 5no mchnzd brhl at Achiase	26,544.50	-		
550	1320578	Const Of mchnzd brhl at Bieni	5,308.90	-		
551	1320579	Const Of mchnzd brhl at Kokobi	5,308.90	-		
552	1320580	Const Of mchnzd brhl at Anomase	5,308.90	-		
553	1320581	Const Of mchnzd brhl at Duoko	5,308.90	-		
554	1320582	Const Of mchnzd brhl at Bongase	6,636.13	-		
555	1320584	Drilling & mechanization of brhl at Tromeso	3,981.68	-		
556	1320585	Drilling & mechanization of brhl at Ahwene	3,981.68	-		
557	1320586	Const of 8No. Mechzd brhls at The whole constituency	31,853.40	-		
558	1320589	Const of 1 No. Mechzd brhls at Logakope	3,981.68	-		
559	1320591	Const of H& pump brhl at Wawase No.1	2,654.45	-		
560	1320592	Drilling of brhl at Anyinasin	6,662.67	-		

PUBLIC INVESTMENT PLAN (PIP) FOR ON-GOING PROJECTS FOR THE MTEF (2021-2024) - GH¢

MDA: Office of Government Machinery (Middle Belt Authority)

Funding Source:GOG

Budget Ceiling:

84,091,992.02 132,931,279.79 122,167,037.04 6,783,564.15

			Allotment Based on the MTEF (2021-2024)			
#	Code	Contract	2021	2022	2023	2024
561	1320593	Drilling of 10No. brhls at Takoratwene, Asukese etc	39,816.75	-		
562	1320594	Const of Mechzd brhl at Adukrom,	3,981.68	-		
563	1320595	Const of 1No. Mechzd brhl at Oforikrom	3,981.68	-		
564	1320596	Const of 1No. Mechzd brhl at Akim Swedru Library	3,981.68	-		
565	1320597	Const of 2 No. Mechzd brhl at Aduasa	7,963.35	-		
566	1320599	Const of mchnzd brhl at Apeguso	3,981.68	-		
567	1320600	Const of mchnzd brhl at Osiabura/Aboasa	3,981.68	-		
568	1320601	Const of mchnzd brhl at Labolabo/New Dodi	3,981.68	-		
569	1320602	Const of mchnzd brhl at Anyaase	3,981.68	-		
570	1320603	Const of mchnzd brhl at Mpamproase	3,981.68	-		
571	1320604	Const of 8 seater Wc with Mechzd brhl at Powmu	21,235.60	-		
572	1320605	Const of 1No.mchnzd brhls at Atopakrom,	3,981.68	-		
573	1320606	mchnzd brhls & small town wtr project at Kodjonya.	3,981.68	-		
574	1320608	Const of brhl at Takyiman	2,654.45	-		
575	1320609	Const of 5No. Mechzd brhls at Suhum	19,908.38	-		
576	1320611	Const of mchnzd brhls at Bantama	3,981.68	-		

PUBLIC INVESTMENT PLAN (PIP) FOR ON-GOING PROJECTS FOR THE MTEF (2021-2024) - GH¢

MDA: Office of Government Machinery (Middle Belt Authority)

Funding Source:GOG

Budget Ceiling:

84,091,992.02 132,931,279.79 122,167,037.04 6,783,564.15

			Allotment Based on the MTEF (2021-2024)			
#	Code	Contract	2021	2022	2023	2024
577	1320612	Const of mchnzd brhls at Kokoso	3,981.68	-		
578	1320614	Const. of Mechzd bore hole at Kuffuor Camp	3,981.68	-		
579	1320615	Const. of Mechzd bore hole at Agogoso	3,981.68	-		
580	1320616	Const. of WC TI' at Dwenase	23,890.05	-		
581	1320619	Const. of 10 str WC TI' facility at Hwiremoase	23,890.05	-		
582	1320625	Const. of 1 No. 12 str wc TI' at Anwoma	26,544.50	-		
583	1320626	Const. of 1 No. 12 str wc TI' at Fumso	26,544.50	-		
584	1320627	Const. of 1 No. 12 str wc TI' at Anhwiaso	26,544.50	-		
585	1320639	Const. of 10 str WC TI' at Betinko	23,890.05	-		
586	1320641	Const. of 10-str WC TI's at Abrepo Junction	23,890.05	-		
587	1320642	Const. of 10-str WC TI's at Nth Suntreso	23,890.05	-		
588	1320643	Const. of 10-str WC TI's at Kokoso	23,890.05	-		
589	1320644	Const. of 10-str WC TI's at Mpatasie	23,890.05	-		
590	1320645	Const. of 10-str WC TI's at Ohwim Amanfrom	23,890.05	-		
591	1320646	Const. of 7 No.(6 str WC) TI' facilities at Effiduase / Asokore	167,230.37	-		
592	1320647	Const. of 10 str WC TI' at Dagombaline	23,890.05	-		

PUBLIC INVESTMENT PLAN (PIP) FOR ON-GOING PROJECTS FOR THE MTEF (2021-2024) - GH¢

MDA: Office of Government Machinery (Middle Belt Authority)

Funding Source:GOG

Budget Ceiling:

84,091,992.02 132,931,279.79 122,167,037.04 6,783,564.15

			Allotment Based on the MTEF (2021-2024)			
#	Code	Contract	2021	2022	2023	2024
593	1320648	Const. of 10 str WC TI' at Saaboline	23,890.05	-		
594	1320649	Const. of 1 No. 10 str WC system at Edubeasi	18,581.15	-		
595	1320650	Const. of 1 No. 10 str WC system at Adokwai	18,581.15	-		
596	1320651	Const. of 1 No. 10 str WC system at Abadwum	18,581.15	-		
597	1320652	Const. of 1 No. 10 str WC system at Dadwen	18,581.15	-		
598	1320653	Const. of 1 No. 10 str WC system at Wioso	18,581.15	-		
599	1320654	Const. of 1 No. 10 str WC system at Akrokeri Zongo	18,581.15	-		
600	1320655	Const. of 1 No. 10 str WC system at Kyiaboso	18,581.15	-		
601	1320656	Const. of 1 No. 10 str WC system at Ayaase New Site	18,581.15	-		
602	1320657	Const. of 1 No. 10 str WC system at Achiase	18,581.15	-		
603	1320658	Const. of 1 No. 10 str WC system at Adomanu	18,581.15	-		
604	1320659	Const. of 1 No. 10 str WC system at Akrokeri (college of Education)	18,581.15	-		
605	1320660	Const. of 1 No. 10 str WC system at Old Ayaasi	18,581.15	-		
606	1320661	Const. of 10-str WC TI' at Peminase	23,890.05	-		
607	1320662	Const. of 10-str WC TI' at Nkyerepoase	23,890.05	-		
608	1320664	Const. of 10-str WC TI' at Achiase Asonmeaso	23,890.05	-		

PUBLIC INVESTMENT PLAN (PIP) FOR ON-GOING PROJECTS FOR THE MTEF (2021-2024) - GH¢

MDA: Office of Government Machinery (Middle Belt Authority)

Funding Source:GOG

Budget Ceiling:

84,091,992.02 132,931,279.79 122,167,037.04 6,783,564.15

			Allotment Based on the MTEF (2021-2024)			
#	Code	Contract	2021	2022	2023	2024
609	1320666	Const. of 10-str WC TI' at Asokwa Juaben/Wanaa	23,890.05	-		
610	1320667	Const. of 10-str WC TI' at Apemso	23,890.05	-		
611	1320669	Const. of 10-str WC TI' at New Bomfa	23,890.05	-		
612	1320670	Const. of 10-str WC TI' at Yeboakrom	23,890.05	-		
613	1320671	Const. of 10-str WC TI' at Asemanya Juaben	23,890.05	-		
614	1320672	Const. of 16 str WC TI' facility at Daman	37,162.30	-		
615	1320673	Const. of 10 str WC TI' at Akotoso	23,890.05	-		
616	1320674	Const. of 10 str WC TI' at Temate	23,890.05	-		
617	1320677	Const. of 1No.10 str WC TI' at Apebiakyere	23,890.05	-		
618	1320683	Const. of 10 str WC at Duamoh	23,890.05	-		
619	1320684	Const. of 10 str WC at Aduwam	23,890.05	-		
620	1320685	Const. of 10 str WC at Bonkrong	23,890.05	-		
621	1320686	Const. of 1No. 10 str WC TI' at Namong SDA	23,890.05	-		
622	1320687	Const. of 1 No. 10 str WC TI' at Bomso	23,890.05	-		
623	1320688	Const. of 1 no. 10-str WC with a Mechzd at Drobonso	23,890.05	-		
624	1320689	Const. of 1 no. 10-str WC with a Mechzd at Fumsua	23,890.05	-		

PUBLIC INVESTMENT PLAN (PIP) FOR ON-GOING PROJECTS FOR THE MTEF (2021-2024) - GH¢

MDA: Office of Government Machinery (Middle Belt Authority)

Funding Source:GOG

Budget Ceiling:

84,091,992.02 132,931,279.79 122,167,037.04 6,783,564.15

			Allotment Based on the MTEF (2021-2024)			
#	Code	Contract	2021	2022	2023	2024
625	1320690	Const. of 1 no. 10-str WC with a Mechzd at Hamidu	23,890.05	-		
626	1320691	Const. of 1 no. 10-str WC with a Mechzd at Anyinofi	23,890.05	-		
627	1320692	Const of 10 seater wc TI' at Bui	23,890.05	-		
628	1320693	Const of 10 seater wc TI' at Dokokyena	23,890.05	-		
629	1320694	Const of 10 seater wc TI' at Bongase	23,890.05	-		
630	1320695	Const of 10 seater wc TI' at Akanyakrom	23,890.05	-		
631	1320696	Const of 10 seater WC TI' fcty at Dompofie	23,890.05	-		
632	1320697	Const of 8 seater WC TI' at Kutre No.1 Berekum	22,562.83	-		
633	1320698	Const of wc at Kabile	23,890.05	-		
634	1320699	Const of wc at Duadaso I	23,890.05	-		
635	1320700	Const of wc at Jamera	23,890.05	-		
636	1320701	Const of wc at Jankufa	23,890.05	-		
637	1320702	Const of 10seater WC TI' fcty at Bodaa	23,890.05	-		
638	1320703	Const of 16-seater WC TI' at New Mframso	35,835.08	-		
639	1320704	Const of 16-seater WC TI' at Asuono	35,835.08	-		
640	1320705	Const of 16-seater WC TI' at Subinso No.2,	35,835.08	-		

PUBLIC INVESTMENT PLAN (PIP) FOR ON-GOING PROJECTS FOR THE MTEF (2021-2024) - GH¢

MDA: Office of Government Machinery (Middle Belt Authority)

Funding Source:GOG

Budget Ceiling:

84,091,992.02 132,931,279.79 122,167,037.04 6,783,564.15

			Allotment Based on the MTEF (2021-2024)			
#	Code	Contract	2021	2022	2023	2024
641	1320706	Const of 16-seater WC TI' at Ayigbe	35,835.08	-		
642	1320707	Const of 16-seater WC TI' at Subinso No.1	35,835.08	-		
643	1320708	Const of 16-seater WC TI' at Tromeso	35,835.08	-		
644	1320709	Const of 16-seater WC TI' at Akrobi	35,835.08	-		
645	1320710	Const of 16-seater WC TI' at Nwoase	35,835.08	-		
646	1320712	Const of 10-seater WC TI' at Bomini	23,890.05	-		
647	1320713	Const of 10-seater WC TI' at Busunya	23,890.05	-		
648	1320715	Const of 10-seater WC TI' at konkrompe	23,890.05	-		
649	1320717	Const of 10 seater WC TI' at Sesiman	23,890.05	-		
650	1320721	Const of 10 seater WC TI' at Nkwanbeng	23,890.05	-		
651	1320722	Const of 10 seater WC TI' at Akumsa Domasi	23,890.05	-		
652	1320723	Const of 8 seater WC TI' at Prang	19,908.38	-		
653	1320724	Const of 1 No. 10 seaterWC TI'. at Premuase	23,890.05	-		
654	1320725	Const of 10-seater WC TI' fcty at Dwankrom	23,890.05	-		
655	1320726	Const of 10-seater WC TI' fcty at Kofi Gyan	23,890.05	-		
656	1320728	Const of 10-seater WC TI' fcty at Shafa Zongo	23,890.05	-		

PUBLIC INVESTMENT PLAN (PIP) FOR ON-GOING PROJECTS FOR THE MTEF (2021-2024) - GH¢

MDA: Office of Government Machinery (Middle Belt Authority)

Funding Source:GOG

Budget Ceiling:

84,091,992.02 132,931,279.79 122,167,037.04 6,783,564.15

			Allotment Based on the MTEF (2021-2024)			
#	Code	Contract	2021	2022	2023	2024
657	1320729	Const of 10-seater WC TI' fcty at Akyeremade	23,890.05	-		
658	1320733	Const of 10-seater WC TI' at Esreso, ,	23,890.05	-		
659	1320734	Const of 10-seater WC TI' at Agosa	23,890.05	-		
660	1320738	Const of 10 seater WC TI' fcty at Abokyikrom	23,890.05	-		
661	1320739	Const of 1 No. 10 seater WC at Agoteime	23,890.05	-		
662	1320740	Const of 20 seater wc at Asawase	39,816.75	-		
663	1320741	Const of 10 seater WC TI' at Adumasa	23,890.05	-		
664	1320745	Const of 8 seater WC TI' at Asikuma	21,235.60	-		
665	1320747	Const of WC TI' (KVIP TO WC) at New Combine	13,272.25	-		
666	1320748	Const of 10 seateater wc TI' at New Akrade	23,890.05	-		
667	1320749	Const of 10-seater WC TI' at Bomso,	23,890.05	-		
668	1320750	Const of 10-seater WC TI' at Abenase	23,890.05	-		
669	1320751	Const of 10-seater WC TI' at Akim Abodom,	23,890.05	-		
670	1320752	Const of 10-seater WC TI' at Akim Takyiman,	23,890.05	-		
671	1320760	Kokoase-Alima kwadwo at Const of 10 seater WC TI' fcty	23,890.05	-		
672	1320761	Const. of 1 No. 10 str WC TI' at Apeaadu	23,890.05	-		

PUBLIC INVESTMENT PLAN (PIP) FOR ON-GOING PROJECTS FOR THE MTEF (2021-2024) - GH¢

MDA: Office of Government Machinery (Middle Belt Authority)

Funding Source:GOG

Budget Ceiling:

84,091,992.02 132,931,279.79 122,167,037.04 6,783,564.15

			Allotment Based on the MTEF (2021-2024)			
#	Code	Contract	2021	2022	2023	2024
673	1320762	Const of 10seater WC TI' fcty at Atuna	23,890.05	-		
674	1320763	Const of 10seater WC TI' fcty at Yaamansa	23,890.05	-		
675	1320764	Const of 10seater WC TI' fcty at Nyamefie	23,890.05	-		
676	1320765	Const of 16-seater WC TI' at Beposo	35,835.08	-		
677	1320768	Const of 10 seater WC TI' at Akuma	23,890.05	-		
678	1320769	Const of 10 seater WC TI' at Koforidua	23,890.05	-		
679	1320770	Const of 1 No. 10 seaterWC TI'. at Nyankontre	23,890.05	-		
680	1320771	Const of 1No. 10 seater WC TI' at Kajaji mkt	23,890.05	-		
681	1320772	Const of 20 seater wc at Awisa	39,816.75	-		
682	1320773	Const of 10 seateater wc TI' at Amo&an	23,890.05	-		
683	1320774	Const of 6 searter WC TI' fcty at New Juaben Nth	15,926.70	-		
684	1320775	Const of Wtr - Sys for sports complex at Wamfie	13,272.25	-		
685	1320776	Extension of a small Wtr - Sys at Abua	53,089.01	-		
686	1320781	Const of TI' with biogas digester at Mami wtr	9,290.58	-		
687	1320782	Extension of wtr supply at Budukrom	19,908.38	-		
688	1320784	Const of Mechzd Bole Holes with Poly tanks at Abam (2),	7,963.35	-		

PUBLIC INVESTMENT PLAN (PIP) FOR ON-GOING PROJECTS FOR THE MTEF (2021-2024) - GH¢

MDA: Office of Government Machinery (Middle Belt Authority)

Funding Source:GOG

Budget Ceiling:

84,091,992.02 132,931,279.79 122,167,037.04 6,783,564.15

			Allotment Based on the MTEF (2021-2024)			
#	Code	Contract	2021	2022	2023	2024
689	1320785	Const of Mechzd Bole Holes with Poly tanks at Nyanoa (2),	7,963.35	-		
690	1320786	Const of Mechzd Bole Holes with Poly tanks at Asuokaw Odumase (2),	7,963.35	-		
691	1320787	Const of Mechzd Bole Holes with Poly tanks at Owirekesim (2)	7,963.35	-		
692	1320788	Const of Mechzd Bole Holes with Poly tanks at Asuotwene (2),	7,963.35	-		
693	1320790	Const of Mechzd Bole Holes with Poly tanks at Asuokaw township (2)	7,963.35	-		
694	1320791	Const of Mechzd Bole Holes with Poly tanks at Asuokaw zongo (2),	7,963.35	-		
695	1320793	Const of Mechzd Bole Holes with Poly tanks at Adjalo	3,981.68	-		
696	1320794	Const of Mechzd Bole Holes with Poly tanks at Askikasu (2)	7,963.35	-		
697	1320795	Const of Mechzd Bole Holes with Poly tanks at Alafia (1), ,	3,981.68	-		
698	1320796	Const of Mechzd Bole Holes with Poly tanks at Kofikyere (1),	3,981.68	-		
699	1320797	Const of Mechzd Bole Holes with Poly tanks at Kateyensua (1)	3,981.68	-		
700	1320798	Const of Mechzd Bole Holes with Poly tanks at Lamptey (1),	3,981.68	-		
701	1320799	Const of Mechzd Bole Holes with Poly tanks at Asikasu Odumasi (1)	3,981.68	-		
702	1320800	Const of Mechzd Bole Holes with Poly tanks at Danso (2),	7,963.35	-		
703	1320801	Const of Mechzd Bole Holes with Poly tanks at Asare (1),	3,981.68	-		
704	1320802	Const of Mechzd Bole Holes with Poly tanks at Adeiso Township (5)	19,908.38	-		

PUBLIC INVESTMENT PLAN (PIP) FOR ON-GOING PROJECTS FOR THE MTEF (2021-2024) - GH¢

MDA: Office of Government Machinery (Middle Belt Authority)

Funding Source:GOG

Budget Ceiling:

84,091,992.02 132,931,279.79 122,167,037.04 6,783,564.15

			Allotment Based on the MTEF (2021-2024)			
#	Code	Contract	2021	2022	2023	2024
705	1320804	Const of Mechzd Bole Holes with Poly tanks at Kumikrom (2),	7,963.35	-		
706	1320805	Const of 10 seater TI' at Esaase	23,890.05	-		
707	1320811	Const of 10-seater TI' fcty at Komfourkrom,	23,890.05	-		
708	1320812	Const of 1No.10-seater TI' fcty at Beposo	23,890.05	-		
709	1320813	Const of 1No.10-seater TI' fcty at Garadima	23,890.05	-		
710	1320814	Const of 1No.10-seater TI' fcty at Atebubu (magazine)	23,890.05	-		
711	1320815	Const of 1 No. 10 seater TI'. at Bassa	23,890.05	-		
712	1320816	Const of 10-seater W/C at Anyinam	23,890.05	-		
713	1320817	Const of 10-seater W/C TI' at Osorase	23,890.05	-		
714	1320820	Const of 10-seater W/C at Amfaso,	23,890.05	-		
715	1320821	Const of 10-seater W/C at Boafokrom,	23,890.05	-		
716	1320822	Const of 10-seater W/C at Marfokrom,	23,890.05	-		
717	1320823	Const of 10-seater W/C at Bokoekrom,	23,890.05	-		
718	1320824	Const Of 10 Seater Public TI' fcty At Akanteng at Akanteng Township	23,890.05	-		
719	1320825	Const of 10 seater TI' fcty at Odumase	23,890.05	-		
720	1320826	Const of 10 seater TI' fcty at Wewa	27,941.58	-		

PUBLIC INVESTMENT PLAN (PIP) FOR ON-GOING PROJECTS FOR THE MTEF (2021-2024) - GH¢

MDA: Office of Government Machinery (Middle Belt Authority)

Funding Source:GOG

Budget Ceiling:

84,091,992.02 132,931,279.79 122,167,037.04 6,783,564.15

			Allotment Based on the MTEF (2021-2024)			
#	Code	Contract	2021	2022	2023	2024
721	1320827	Const of 16 seater TI' at Koforidua RailWay Station	34,507.85	-		
722	1320828	Const of10 seater TI' at Bema	26,544.50	-		
723	1320829	Const of10 seater TI' at Banda Boase	26,544.50	-		
724	1320830	Const of10 seater TI' at Dorbor	26,544.50	-		
725	1320831	Const of 1n0.10 seater TI' at Bofie	27,941.58	-		
726	1320832	Const of 2n0.10 seater TI' at Sabie	53,089.01	-		
727	1320833	Const of 1No.10-seater TI' fcty at Kokofu	23,890.05	-		
728	1320834	Const of 16 seater TI' fcty at Koforidua Rail Way Station	34,507.85	-		
729	1320835	Const. of 10 str Ultra-modern TI' facility at Abroma	23,890.05	-		
730	1320836	Const. of 10 str Ultra-modern TI' facility at Kwaman	23,890.05	-		
731	1320837	Const. of 10 str Ultra-modern TI' facility at Pampatia	23,890.05	-		
732	1320838	Const. of 10 str Ultra-modern TI' facility at Denase	23,890.05	-		
733	1320839	Const. of 10- str ultra modern TI' facility at Pampatia	23,890.05	-		
734	1320840	Const. of TI' facility (10-str) at Adubins0 Bia	23,890.05	-		
735	1320841	Const. of TI' facility (10-str) at Ntiribuoho	23,890.05	-		
736	1320842	Const. of 24 str W/ toilet facility at Hemang	55,883.16	-		

PUBLIC INVESTMENT PLAN (PIP) FOR ON-GOING PROJECTS FOR THE MTEF (2021-2024) - GH¢

MDA: Office of Government Machinery (Middle Belt Authority)

Funding Source:GOG

Budget Ceiling:

84,091,992.02 132,931,279.79 122,167,037.04 6,783,564.15

			Allotment Based on the MTEF (2021-2024)			
#	Code	Contract	2021	2022	2023	2024
737	1320843	Const. of 10-str aqua-privy TI' at Kramokrom	23,890.05	-		
738	1320844	Const. of 10-str aqua-privy TI' at Bonkwaso II	23,890.05	-		
739	1320848	Const. of 10-str modern TI' facilities at Manukrom	23,890.05	-		
740	1320850	Const. of 10-str modern TI' facilities at Kwadwo Kwapia	23,890.05	-		
741	1320855	Const. of 8 str TI' at kapro	18,581.15	-		
742	1320861	Const. of 10-str TI' facility at Ampento	23,890.05	-		
743	1320863	Const. of 10-str TI' facility at Anumso	23,890.05	-		
744	1320864	Const. of 10-str TI' facility at Adeito	23,890.05	-		
745	1320865	Const. of 12 str W.C TI' wth overhead storage tank at Ejura Fie	26,544.50	-		
746	1320866	Const. of 10-str TI' facility at Akyerekerekrom	23,890.05	-		
747	1320867	Const. of 10-str TI' facility at Gyeduako	23,890.05	-		
748	1320868	Const. of 10-str TI' facility at Agroyesum	23,890.05	-		
749	1320870	Const. of 10-str TI' facility at Manso Adubia	23,890.05	-		
750	1320927	Prvsn of Solar Lighting at Banda	5,588.32	-		
751	1320928	Prvsn of Street light pole & solar light at Banda	5,588.32	-		
752	1320929	Construction of Hand Pump at Bofokura	2,794.16	-		

PUBLIC INVESTMENT PLAN (PIP) FOR ON-GOING PROJECTS FOR THE MTEF (2021-2024) - GH¢

MDA: Office of Government Machinery (Middle Belt Authority)

Funding Source:GOG

Budget Ceiling:

84,091,992.02 132,931,279.79 122,167,037.04 6,783,564.15

			Allotment Based on the MTEF (2021-2024)			
#	Code	Contract	2021	2022	2023	2024
753	1320930	Construction of Hand Pump at Mekoda	2,794.16	-		
754	1519141	Sply & Inst'l of 300 LED bulbs of street lights at Dist-wide	34,926.98	-		
755	1520045	Provision of S/pwrd street lighting at Kukuom	172,539.27	-		
756	1520046	Rural Electrification at Attakruwam	28,535.34	-		
757	1520047	Provision of 88n0. electric poles - Atebubu Amantin	28,535.34	-		
758	1520048	Rural Electrification at Kumos	28,535.34	-		
759	1520049	Rural Electrification at Asante camp	28,535.34	-		
760	1520050	Rural Electrification at Akutuase	28,535.34	-		
761	1520052	Ext of electricity phase 1 at Kubease-Sekyere JNC to Sekyere	6,636.13	-		
762	1520053	Ext of electricity: Aquisition of 50 Pc of meters at Boadukrom	2,654.45	-		
763	1520054	Extension of electricity: Aquisition of 50 pieces of maters at Akotosu	2,654.45	-		
764	1520056	Extension of electricity: Aquisition of 50 pieces of maters at Apetoo	2,654.45	-		
765	1520057	Ext of electricity: Aquisition of 50 Pc of meters at Kumawu old Gyedi	2,654.45	-		
766	1520058	Extension of electricity to new settlements at Nyankontre	19,908.38	-		
767	1520060	Extension of Electricity at KWAME DANSO	109,748.25	-		
768	1520065	Solar Electrification Lighting System at Subin	26,544.50	-		

PUBLIC INVESTMENT PLAN (PIP) FOR ON-GOING PROJECTS FOR THE MTEF (2021-2024) - GH¢

MDA: Office of Government Machinery (Middle Belt Authority)

Funding Source:GOG

Budget Ceiling:

84,091,992.02 132,931,279.79 122,167,037.04 6,783,564.15

			Allotment Based on the MTEF (2021-2024)			
#	Code	Contract	2021	2022	2023	2024
769	1520066	Extension of electricity phase 3 at ABB	19,908.38	-		
770	1520068	Extension of electricity to new settlements at Bodinka	19,908.38	-		
771	1619122	Const of police Bung at Akim Awisa	33,180.63	-		
772	1620038	Const of police qtrs at Apereda	97,620.20	-		
773	1620065	Const. of one Stry police block (4 flats) at Kumawu	37,162.30	-		
774	1620087	Const. of 2 Bdrm semi-detached police quarters at Adugyama	34,507.85	-		
775	1620096	Const. of police quarters (accommodation) at Woraso	37,162.30	-		
776	1620097	Const. of Quarry bridge at Duase	26,544.50	-		
777	1620117	Const. of 1 No. blk of Res'l Aptmnts for the Ghana police at Bompata	112,814.14	-		
778	1719029	Lorry Parks at Abrepo Junction	26,544.50	-		
779	1720001	Const of pave't for lorry station & mkt square at Ofoase	66,361.26	-		
780	1819031	Container Police Posts at Various electoral areas	6,636.13	-		
781	1819049	Const of police station at Akim Awisa	33,180.63	-		
782	1819050	Const of police post at Apoli	6,636.13	-		
783	1819054	Const of 1 No. police station at kutre 2 berekum at Kutre 2 Berekum	33,180.63	-		
784	1819055	Const of Polices Station building at Anyima at Anyima	33,180.63	-		

PUBLIC INVESTMENT PLAN (PIP) FOR ON-GOING PROJECTS FOR THE MTEF (2021-2024) - GH¢

MDA: Office of Government Machinery (Middle Belt Authority)

Funding Source:GOG

Budget Ceiling:

84,091,992.02 132,931,279.79 122,167,037.04 6,783,564.15

			Allotment Based on the MTEF (2021-2024)			
#	Code	Contract	2021	2022	2023	2024
785	1819056	Const of Police Station at Apesika	33,180.63	-		
786	1820005	Const. of 1 No. police Stn at Nsiana	128,740.84	-		
787	1820006	Const. of police Stn at Sepaase	37,162.30	-		
788	1820007	Completion of police Stn at Ohwim Amanfrom	26,544.50	-		
789	1820008	Const. of Police Stn at Dadwen/Kyegyewere	31,853.40	-		
790	1820010	Const. of Police Stn at Adumasa	37,162.30	-		
791	1820011	Const. of police post at Akwasiso	6,636.13	-		
792	1820012	Const. of police post at Gyeduako	6,636.13	-		
793	1820013	Const. of police post at Apenimadu	6,636.13	-		
794	1820014	Const. of police post at Abuoso	6,636.13	-		
795	1820015	Const. of police post at Asaman	6,636.13	-		
796	1820016	Const. of police post at Watreso	6,636.13	-		
797	1820017	Const of district police station at Jinijini	132,722.52	-		
798	1820018	Const of police station with 7 & TI' attached at Adamsu	66,361.26	-		
799	1820019	Const of 1 No. police post at Miaso	6,636.13	-		
800	1820020	Const of Police Station at Maase	33,180.63	-		

PUBLIC INVESTMENT PLAN (PIP) FOR ON-GOING PROJECTS FOR THE MTEF (2021-2024) - GH¢

MDA: Office of Government Machinery (Middle Belt Authority)

Funding Source:GOG

Budget Ceiling:

84,091,992.02 132,931,279.79 122,167,037.04 6,783,564.15

			Allotment Based on the MTEF (2021-2024)			
#	Code	Contract	2021	2022	2023	2024
801	1820021	Const of Police station at Aperade,	33,180.63	-		
802	1820022	Const of Police station at Akensansu	33,180.63	-		
803	1820023	POLICE STATION Refurb at MAMPONG	6,636.13	-		
804	1820028	Const of fence wall Busoso police station at Busoso	1,565.89	-		
805	1820029	Const Of Police Station at Asuboni Rails	39,816.75	-		
806	1820030	Const. of police Stn at Bayerebon No.3,	37,162.30	-		
807	1820031	Const. of police Stn at Sreso Tinpom	37,162.30	-		
808	1820032	Const. of Police Stn at Adoato	33,180.63	-		
809	1820033	Const. of Police Stn at Kwapia,	31,853.40	-		
810	1820034	Const. of police post at Mpatuam,	37,162.30	-		
811	1820036	Const. of police Stn at Subriso	37,162.30	-		
812	1820037	Const. of police Stn at Obonsu	37,162.30	-		
813	1820042	Const of police station at Boso	33,180.63	-		
814	1919066	Durbar Grnds/Social Centre at Mabang	95,001.38	-		
815	1919067	Durbar Grnds/Social Centre at Dwachho	95,001.38	-		
816	1919068	Durbar Grnds/Social Centre at Manfo	95,001.38	-		

PUBLIC INVESTMENT PLAN (PIP) FOR ON-GOING PROJECTS FOR THE MTEF (2021-2024) - GH¢

MDA: Office of Government Machinery (Middle Belt Authority)

Funding Source:GOG

Budget Ceiling:

84,091,992.02 132,931,279.79 122,167,037.04 6,783,564.15

			Allotment Based on the MTEF (2021-2024)			
#	Code	Contract	2021	2022	2023	2024
817	1919069	Durbar Grnds/Social Centre at Anyinasuso	95,001.38	-		
818	1919088	Const of Cmty meeting halls at Osino	53,089.01	-		
819	1919093	Const of 1 No. Cmty center at Akim Bontodiase	67,436.43	-		
820	1919094	Const of 1 No. Cmty center at Abenase	67,436.43	-		
821	1919096	Const of Cmty Centre at Ntronang	199,083.77	-		
822	1919110	Const of Cmty center at Kwame Danso	67,436.43	-		
823	1919116	Cmty Durbar Grnds at Kasapin	95,001.38	-		
824	1920064	Const. of Cmty park at Kumpese Junction	33,180.63	-		
825	1920065	Const. of Cmty park at Datano	33,180.63	-		
826	1920067	Const of durbar ground at Dompofie	95,001.38	-		
827	1920068	Const of durbar ground at Sanwa	95,001.38	-		
828	1920069	Const of durbar ground at Sabie	95,001.38	-		
829	1920070	Const of Durba grounds at Wewa	165,903.14	-		
830	1920072	Const of durbar ground at Meduma	95,001.38	-		
831	1920073	Const of durbar ground at Nyire	165,903.14	-		
832	1920074	Const of durbar ground at Bofie	90,810.14	-		

PUBLIC INVESTMENT PLAN (PIP) FOR ON-GOING PROJECTS FOR THE MTEF (2021-2024) - GH¢

MDA: Office of Government Machinery (Middle Belt Authority)

Funding Source:GOG

Budget Ceiling:

84,091,992.02 132,931,279.79 122,167,037.04 6,783,564.15

			Allotment Based on the MTEF (2021-2024)			
#	Code	Contract	2021	2022	2023	2024
833	2019022	Const of Cmty Football park at Slctd Cmtys in Manso Adubia	39,816.75	-		
834	2019040	Astro turf field at Akim Swedru	279,415.82	-		
835	2019047	Const of astroturf & Anci Fcty at Sunyani coronation park	199,083.77	-		
836	2019048	Astro Turf at Jinijini	279,415.82	-		
837	2019050	Const of astro turf at Kwame Danso	279,415.82	-		
838	2020006	Const. of astro turf pitch at Wiamoso	279,415.82	-		
839	2020007	Const. of astro turf at Asywa	279,415.82	-		
840	2020008	Const. of astro turf pitch at Juaben	279,415.82	-		
841	2020009	Const. of Astroturf at Mampongten /Antoa	199,083.77	-		
842	2020010	Const. 1 No. Artfc'l turf (Astro turf) at krofrom	279,415.82	-		
843	2020011	Const. 1 No. Artfc'l turf (Astro turf) at Moeshi Zongo	279,415.82	-		
844	2020012	Const. of astro turf pitch at Manhyia	279,415.82	-		
845	2020020	Const of Astro turf field at Atebubu	279,415.82	-		
846	2020021	Astro turf at Nkoranza	279,415.82	-		
847	2020024	Const of astro turff at Akakom	279,415.82	-		
848	2020030	Multi purpose sports & social centre using hydraform bricks at Kukuom	199,083.77	-		

PUBLIC INVESTMENT PLAN (PIP) FOR ON-GOING PROJECTS FOR THE MTEF (2021-2024) - GH¢

MDA: Office of Government Machinery (Middle Belt Authority)

Funding Source:GOG

Budget Ceiling:

84,091,992.02 132,931,279.79 122,167,037.04 6,783,564.15

			Allotment Based on the MTEF (2021-2024)			
#	Code	Contract	2021	2022	2023	2024
849	2020031	Const of sports stadium at sabie	2,095,618.66	-		
850	2020032	Development of a mini sports Stadium at Ejura	698,539.55	-		
851	2020034	Const of sports stadium at berekum	698,539.55	-		
852	2020035	Const of sports stadium at bosome freho	698,539.55	-		
853	2020036	Const of sports stadium at Nkawkaw	2,375,034.48	-		
854	2020037	Green grass technology for football at Mim	66,361.26	-		
855	2020038	football parks at Akwasiasse,	15,926.70	-		
856	2020039	football parks at Subriso	26,544.50	-		
857	2020040	football parks at Suponso,	26,544.50	-		
858	2020041	football parks at Mabang	26,544.50	-		
859	2020042	Grading of football park at Kunsu	3,981.68	-		
860	2020045	Const. of football park at Abrepo Junction	13,272.25	-		
861	2020046	Const. of football park at Nth Suntresu	13,272.25	-		
862	2020047	Const. of football park at Bohyen	13,272.25	-		
863	2020048	Const. of football park at Kokoso	13,272.25	-		
864	2020051	Const. of football park at Amanfrom	3,376.74	-		

PUBLIC INVESTMENT PLAN (PIP) FOR ON-GOING PROJECTS FOR THE MTEF (2021-2024) - GH¢

MDA: Office of Government Machinery (Middle Belt Authority)

Funding Source:GOG

Budget Ceiling:

84,091,992.02 132,931,279.79 122,167,037.04 6,783,564.15

			Allotment Based on the MTEF (2021-2024)			
#	Code	Contract	2021	2022	2023	2024
865	2020053	Const. of a football park at Juaben Zongo	19,908.38	-		
866	2020054	Const. of 1 no. football park at Kwadaso agric college	13,272.25	-		
867	2020056	Grading of football park at Mankranso	3,981.68	-		
868	2020058	Const. of Football Park at Boamadumasi	19,908.38	-		
869	2020059	Const. of Football Park at Bomfa	19,908.38	-		
870	2020060	Const. of 2 No. football park at Juaben	53,089.01	-		
871	2020075	Const of astro turf at Kabrono	279,415.82	-		
872	2119219	Cassava Processing Plant at Mepom	46,452.88	-		
873	2119239	Const Of 40 Stores at Anyinam	111,220.88	-		
874	2120036	Const. of 30 unit MKT stalls at Ntotroso Cmty	46,452.88	-		
875	2120037	Const. of old MKT at Brosankro	50,301.83	-		
876	2120038	Const. of small MKT at Kokoteasua	13,272.25	-		
877	2120039	Const. of MKT at Asamang	26,544.50	-		
878	2120040	Const. of MKT at Asuadei	19,908.38	-		
879	2120041	Const. of MKT at Pokukrom	22,562.83	-		
880	2120042	Const. of MKT sheds at Bonkwaso I	19,908.38	-		

PUBLIC INVESTMENT PLAN (PIP) FOR ON-GOING PROJECTS FOR THE MTEF (2021-2024) - GH¢

MDA: Office of Government Machinery (Middle Belt Authority)

Funding Source:GOG

Budget Ceiling:

84,091,992.02 132,931,279.79 122,167,037.04 6,783,564.15

			Allotment Based on the MTEF (2021-2024)			
#	Code	Contract	2021	2022	2023	2024
881	2120043	Const. of 1 No. 50-stall capacity MKT at Besease	39,816.75	-		
882	2120046	Const. of 1 No. 50-stall capacity MKT at Fumesua	39,816.75	-		
883	2120047	Const. of 1 No. 50-stall capacity MKT at Achinakrom	39,816.75	-		
884	2120048	Const. of 3No.Open MKT Sheds in Sekyedumase MKT at Sekyedumase	19,908.38	-		
885	2120049	Const. of Cmty MKT at Aboaboso	13,272.25	-		
886	2120050	Const. of Cmty MKT at Keniago	13,272.25	-		
887	2120051	Const. of MKT at Atonsu	53,089.01	-		
888	2120053	Const. of MKT stalls at Asonkore	16,831.76	-		
889	2120054	Renovation of WKs at Tutuka MKT	10,883.25	-		
890	2120058	Const. of 30 shed Cmty MKT at oduom	33,180.63	-		
891	2120059	Const of mkt at Achiase	86,269.63	-		
892	2120060	Const of mkt at Sabie	796,335.09	-		
893	2120061	Const of rural mkt at Aboabo No. 4	13,272.25	-		
894	2120062	Const of daily mkt at Yaakom	24,182.71	-		
895	2120066	Const of 50-Unit mkt Stalls at Parambo Sawaba	33,180.63	-		
896	2120067	Const of 1 No. 10-unit mkt stores & 20. No. mkt stalls at Komfourkrom	59,725.13	-		

PUBLIC INVESTMENT PLAN (PIP) FOR ON-GOING PROJECTS FOR THE MTEF (2021-2024) - GH¢

MDA: Office of Government Machinery (Middle Belt Authority)

Funding Source:GOG

Budget Ceiling:

84,091,992.02 132,931,279.79 122,167,037.04 6,783,564.15

			Allotment Based on the MTEF (2021-2024)			
#	Code	Contract	2021	2022	2023	2024
897	2120068	Const of 60No.mkt stalls & 8No. pavilions at Kajaji mkt	79,633.51	-		
898	2120070	Const of mini mkt for 30 people at Konimase	23,890.05	-		
899	2120071	Const of 1 No. 11 unit mkt sheds at Anyinasin	26,544.50	-		
900	2120072	Rehab of mkt at Achiasie	67,436.43	-		
901	2120073	Const of mkt at Bieni	26,544.50	-		
902	2120079	Const of 1.no.16 unit open shed mkt structure at Otiakrom,	18,581.15	-		
903	2120080	Const of 1.no.16 unit open shed mkt structure at Ottopah Yaw	18,581.15	-		
904	2120082	Const of mkt stalls at Soabe	26,544.50	-		
905	2120085	Const of 12-unit mkt stalls at Akim Abaam	19,908.38	-		
906	2120086	Const of 12-unit mkt stalls at Akim Okyinso	19,908.38	-		
907	2120088	Const of mkt Sheds at Akuse	13,272.25	-		
908	2120089	Const of mkt Sheds at Kpong	13,272.25	-		
909	2120091	Const Of mkt at Osubin	66,361.26	-		
910	2120093	Const of 1No mini mkt at Otenkporiu	25,217.28	-		
911	2120097	Const of mini mkt at Akpamu	184,696.81	-		
912	2120098	Extension of mkt at Drobo	1,846,968.12	-		

PUBLIC INVESTMENT PLAN (PIP) FOR ON-GOING PROJECTS FOR THE MTEF (2021-2024) - GH¢

MDA: Office of Government Machinery (Middle Belt Authority)

Funding Source:GOG

Budget Ceiling:

84,091,992.02 132,931,279.79 122,167,037.04 6,783,564.15

			Allotment Based on the MTEF (2021-2024)			
#	Code	Contract	2021	2022	2023	2024
913	2120099	Extension of mkt at Bompata	1,846,968.12	-		
914	2120100	Const of mkt at Asywa	1,846,968.12	-		
915	2120101	Const. of 1No. 20-unit Lockable MKT stores at Hwidiem	323,219.42	-		
916	2120103	Const of Mimi Cmtly MKT at Achina	92,348.41	-		
917	2120104	Const of Mimi Cmtly MKT at Abonsuaso	92,348.41	-		
918	2120105	Const of Mimi Cmtly MKT at Subriso	138,522.61	-		
919	2120107	Expansion of MKT at Sabronum	323,219.42	-		
920	2120108	Const. of statelite MKT at Hwibaa	277,045.22	-		
921	2120109	Const. of MKT sheds at Achiasse	138,522.61	-		
922	2120110	Continuation & completion of a new MKT at Bekwai	2,401,058.56	-		
923	2120111	Const. of 4 No. MKT sheds with Wshrm facilities at Effiduase / Asokore	1,006,597.63	-		
924	2120113	Const. of 1 No. modern MKT & a conference hall at Tanoso	2,031,664.93	-		
925	2120114	3 no. MKT at Ohwimase, Asuoyeboah, Atwima Techiman	1,662,271.31	-		
926	2120115	ReConst. of OH MKT at Sepe Buokrom/Yennyawso	369,393.62	-		
927	2120116	Const. of 1 No. satellite MKT at Abore	230,871.02	-		
928	2120118	Renovation Wks at Apagya MKT at Apagya	15,926.70	-		

PUBLIC INVESTMENT PLAN (PIP) FOR ON-GOING PROJECTS FOR THE MTEF (2021-2024) - GH¢

MDA: Office of Government Machinery (Middle Belt Authority)

Funding Source:GOG

Budget Ceiling:

84,091,992.02 132,931,279.79 122,167,037.04 6,783,564.15

			Allotment Based on the MTEF (2021-2024)			
#	Code	Contract	2021	2022	2023	2024
929	2120120	Const. of wood village(fimber MKT) at Aboagyekrom	132,722.52	-		
930	2120121	Completion of jakobu MKT stores at Jacobu	34,507.85	-		
931	2120122	Const of 50 No. sheds & 1 storey 100 No. stores at Rawlings mkt	424,712.05	-		
932	2120123	Const of 48 stalls Dormaa Akwamu mkt at Dormaa Akwamu	53,089.01	-		
933	2120124	Const of 48 stalls Kyeremasu mkt with TI' fctys at Kyeremasu	79,633.51	-		
934	2120125	Face lift of Nkrankwanta Friday mkt at Nkrankwanta Friday mkt	312,073.64	-		
935	2120126	Const of 10 open mkts sheds at Seketia	14,931.28	-		
936	2120127	Const of 40 open mkts sheds at Goka	46,452.88	-		
937	2120128	Const of mkt shed-odomase at Odomasi	39,816.75	-		
938	2120129	Const of mkt at domasua at Domasua	26,544.50	-		
939	2120130	Const of mkt extension at Jinijini	39,816.75	-		
940	2120131	Const of 20No. Lockable stores & 40No. mkt stalls at Jema	54,615.32	-		
941	2120132	Const of 10No. Lockable stores & 20No. mkt stalls at Anyima	39,816.75	-		
942	2120133	Const of mkt Sheds at Busunya	21,235.60	-		
943	2120135	Const of 1 No. 10-unit mkt stores & 20. No. mkt stalls at Abease	59,725.13	-		
944	2120136	Const of 1 No. 20-unit mkt stores & 40. No. mkt stalls at ZABRAMA	82,287.96	-		

PUBLIC INVESTMENT PLAN (PIP) FOR ON-GOING PROJECTS FOR THE MTEF (2021-2024) - GH¢

MDA: Office of Government Machinery (Middle Belt Authority)

Funding Source:GOG

Budget Ceiling:

84,091,992.02 132,931,279.79 122,167,037.04 6,783,564.15

			Allotment Based on the MTEF (2021-2024)			
#	Code	Contract	2021	2022	2023	2024
945	2120137	Const of Mini mkt at Jama for 30 people at Jama	20,571.99	-		
946	2120138	Const of Cmty mkt at Nsuta	104,850.79	-		
947	2120139	Spot imprv't of mkt Jnc-SDA (0.30km) at Abuakwa Nth	119,237.99	-		
948	2120140	Const of 1 No. 12 unit mkt sheds at Sokode Juaso	14,588.21	-		
949	2120141	Const of mkt at Achiase,	26,544.50	-		
950	2120145	Const of mkt Sheds at Atua	13,272.25	-		
951	2120146	Xpam of a mkt centre & 3 No. 4-unit lockable stall at Jumapo	63,189.19	-		
952	2120147	Const. of MKT/ & lorry terminal at Boete	398,167.55	-		

This data does not include Non-Infrastrucre CAPEX, i.e. Vehicles, Computers, etc

PUBLIC INVESTMENT PLAN (PIP) FOR ON-GOING PROJECTS FOR THE MTEF (2021-2024) - GH¢

MDA: Office of Government Machinery (Middle Belt Authority)

Funding Source: ABFA

Budget Ceiling:

88,626,518.95 164,682,683.77 152,251,075.22 292,881,014.46

			Allotment Based on the MTEF (2021-2024)			
#	Code	Contract	2021	2022	2023	2024
1	0220150	Const. of 3 unit Clrm block at Mehame islamic comm. Sch/ Dumasua JHS	231,658.08	5,841.92		
2	0220375	Const of 1 No. 3-unit classroom at Aweano Tokrom D/A primary sch	231,658.08	5,841.92		
3	2120081	Const of 16-Unit lockable mkt stores (Akwadum) at Akwatia	416,984.54	10,515.46		
4	0218207	Const of 1No. 3-Unit CLB with Anci Fctys at Yefri	231,658.08	5,841.92		
5	0220266	Const of 3-Unit CLB at Tuobodom SDA at Offuman Methodist	231,658.08	5,841.92		
6	0220398	Const of KG at Achias junction	231,658.08	5,841.92		
7	1620055	Const. of 4 Unit Tchrs quarters using hydraform bricks at Anwiankwanta	277,989.70	7,010.30		
8	1620056	Const. of 3 Unit Tchrs quarters using hydraform bricks at Onwe	277,989.70	7,010.30		
9	1520045	Extension of Electricity at Police Head qtrs & Yeji Midwifery sch	522,935.68	13,187.32		
10	0519321	Const of a clinic at Suhyen	555,979.39	14,020.61		
11	0220218	Const & Furnsh of 1No. 3-unit CLB with anci fctys at Agyegyemakunu	231,658.08	5,841.92		
12	0220392	Const of 3-unit KG blk at Attabourso Zongo	231,658.08	5,841.92		
13	0220485	Const. of 1 No. 3-unit Clrm block with Off. at Kyiaboso	203,859.11	5,140.89		
14	0218182	Const of KG Blk with Anci Fctys at Nchiraa RC	231,658.08	5,841.92		
15	0218162	Const of K/G Blk at Osore	231,658.08	5,841.92		
16	0220151	Const. of 3 unit Clrm block at Old Town JHS	231,658.08	5,841.92		

PUBLIC INVESTMENT PLAN (PIP) FOR ON-GOING PROJECTS FOR THE MTEF (2021-2024) - GH¢

MDA: Office of Government Machinery (Middle Belt Authority)

Funding Source: ABFA

Budget Ceiling:

88,626,518.95 164,682,683.77 152,251,075.22 292,881,014.46

			Allotment Based on the MTEF (2021-2024)			
#	Code	Contract	2021	2022	2023	2024
17	0220152	Const. of 3 unit Clrm block at State B JHS	231,658.08	5,841.92		
18	0220521	Const. of 2 Stry 12-unit Clrm block at Nkenkanso	1,649,405.53	41,594.47		
19	0320004	Const. of Girls' Dorm with 2 Bdrm House Masters Bungalow-Hwidiem SHS	1,158,290.40	29,209.60		
20	0320005	Const. of Girls' Dorm with 2 Bdrm Hse Masters Bung. at Acherensua SHS	1,158,290.40	29,209.60		
21	1620102	Const. of Boys' Dorm with 2 Bdrm Hse Masters Bungalow at Dadiesoaba NT	1,158,290.40	29,209.60		
22	1620108	Bungalow- at St. Michael Nursing College-Dediako	231,658.08	5,841.92		
23	0520082	Const of CHPs cmpnd at Kwame Tenten	444,783.51	11,216.49		
24	0220406	Const of 1No. 3unit KG blk at Manso Hwediem,	231,658.08	5,841.92		
25	0220441	Const. of 1 No. 6-unit Clrm block primary Sch at Asamang	416,984.54	10,515.46		
26	1320132	Const. of 6-str TI' fcty for basic Schs at Konongo Mtdst Basic 'B'	111,195.88	2,804.12		
27	1320147	Const. of 3 unit Clrm block at African Faith Basic Sch	231,658.08	5,841.92		
28	0220169	Roofing Of Asamankese R/C Jhs (6 Umit C/Room) at Asamankese	92,663.23	2,336.77		
29	0220324	Const of 6 unit CLB at New Juaben Nth	416,984.54	10,515.46		
30	0220331	Const of 6 unit CLB at Somanya	416,984.54	10,515.46		
31	1320209	Const. of 0.6 U-drain along Emena-Appeadu RD at Emena-Appeadu	339,510.67	8,561.73		
32	0520107	Const. of fence wall at Derma clinic	362,313.24	9,136.76		

PUBLIC INVESTMENT PLAN (PIP) FOR ON-GOING PROJECTS FOR THE MTEF (2021-2024) - GH¢

MDA: Office of Government Machinery (Middle Belt Authority)

Funding Source: ABFA

Budget Ceiling:

88,626,518.95 164,682,683.77 152,251,075.22 292,881,014.46

			Allotment Based on the MTEF (2021-2024)			
#	Code	Contract	2021	2022	2023	2024
33	0220310	Const of 3- Unit CLB with at Abrafi Senior High sch	259,457.05	6,542.95		
34	0220347	Const. of 3 unit Clrm block at AME Zion Sch	231,658.08	5,841.92		
35	0220377	Const of 1No.6-unit classroom at Akwasiho Aglican Primary sch	416,984.54	10,515.46		
36	0520052	Const of CHPS cmpnd with 2-Bdrm Nurses qtrs at Attah Akura	737,404.25	18,595.75		
37	0520053	Const of CHPS cmpnd with 2-Bdrm Nurses qtrs at Kawampae	737,404.25	18,595.75		
38	1619116	Const of nurses Qtrs at Manchare	4,779,471.97	120,528.03		
39	0220430	Const. of 1 Stry 6-unit Clrm blk & stc at Kromoase	803,081.34	20,251.99		
40	0220431	Const. of 1 Stry 6-unit Clrm blk & stc at Brofoyeduru	803,081.34	20,251.99		
41	0220432	Const. of 1 Stry 6-unit Clrm blk & stc at Adu-Wamase/Heman	803,081.34	20,251.99		
42	0220433	Const. of 1 Stry 6-unit Clrm blk & stc at Nwaneso II/Abroraso	803,081.34	20,251.99		
43	0220450	Const. of 6-unit Clrm block at Ekorase	416,984.54	10,515.46		
44	0218130	Const of 1 No. 3-unit CLB at Ntabea M/A J.H.S	81,639.23	2,058.77		
45	0218131	Const of 1 No. 3-unit CLB at Kibi-Akwadum R/C J.H.S	231,658.08	5,841.92		
46	0220490	Const. of 1 No. 3-unit Clrm block at Afiaso	231,658.08	5,841.92		
47	1320150	Const. of 3-unit Clrm block at Dwease Mtdst Basic	231,658.08	5,841.92		
48	0220380	Consruction Of 6unit Classroom- Presby Primary, at Akanteng	416,984.54	10,515.46		

PUBLIC INVESTMENT PLAN (PIP) FOR ON-GOING PROJECTS FOR THE MTEF (2021-2024) - GH¢

MDA: Office of Government Machinery (Middle Belt Authority)

Funding Source: ABFA

Budget Ceiling:

88,626,518.95 164,682,683.77 152,251,075.22 292,881,014.46

			Allotment Based on the MTEF (2021-2024)			
#	Code	Contract	2021	2022	2023	2024
49	0220196	Provision of 500 dual desks at Selected cmty	138,994.85	3,505.15		
50	0220229	Kindergaten & Furniture at Konkomba D/A Prim	231,658.08	5,841.92		
51	0220238	Const of 1no, 3unt CLB /6 seater kvip, 1no.2unit CLB at Asikasu	231,658.08	5,841.92		
52	0220283	Const of 3 Unit CLB at Awurensua,	231,658.08	5,841.92		
53	0220285	Const of 3 Unit CLB at Tiawia,	231,658.08	5,841.92		
54	0519355	Const of CHPS Cmpnd at Mesidan	268,723.37	6,776.63		
55	0520058	Const of CHPS cmpnd at Bommoden,	259,457.05	6,542.95		
56	0520086	Const of CHPS cmpnd at Nanapa	259,457.05	6,542.95		
57	0620057	Const of mini theatre at Brenase	324,321.31	8,178.69		
58	1620028	Const. of masters bungalow at Derma SHS	231,658.08	5,841.92		
59	1620029	Const. of teachers bungalows at Wesley SHS,	185,326.46	4,673.54		
60	1620080	Const. of teachers quarters at Dwendama	185,326.46	4,673.54		
61	1620098	Const. of teachers quarters at Opere Kojo	185,326.46	4,673.54		
62	1620099	Const. of teachers quarters at Samankrom	185,326.46	4,673.54		
63	1320149	Const of 1 No. 6-unit CLB at Agyempomaa Basic sch	379,827.94	47,672.06		
64	0220221	Const & Furnsh of 1No. 6-unit CLB with anci fctys at Kamampa	379,827.94	47,672.06		

PUBLIC INVESTMENT PLAN (PIP) FOR ON-GOING PROJECTS FOR THE MTEF (2021-2024) - GH¢

MDA: Office of Government Machinery (Middle Belt Authority)

Funding Source: ABFA

Budget Ceiling:

88,626,518.95 164,682,683.77 152,251,075.22 292,881,014.46

			Allotment Based on the MTEF (2021-2024)			
#	Code	Contract	2021	2022	2023	2024
65	0220223	Const & Furnsh of 1No. 3-unit CLB with anci fctys at Atrapa	211,015.52	26,484.48		
66	1320191	Const of drains at Church of Christ & St Mary's sch at Nkwaben Nth	422,031.04	52,968.96		
67	0220293	Const Of 6 Unit CLB at Nyadeeye (Awaham Electoral Area)	379,827.94	47,672.06		
68	1320134	Const. of 6-str TI' fcty for basic Schs at Konongo Presby Redemption	36,704.90	77,295.10		
69	1320135	Const. of 6-str TI' fcty for basic Schs at Odumasi Anglican Basic Sch	36,704.90	77,295.10		
70	1320136	Const. of 6-str TI' fcty for basic Schs at Odumasi Presby Basic Sch,	36,704.90	77,295.10		
71	1320139	Const. of 6-str TI' facility for basic Schs at Boatengkrom M/A Basic	36,704.90	77,295.10		
72	1320140	Const. of 6-str TI' facility for basic Schs at Adumkrom M/A Basic Sch,	36,704.90	77,295.10		
73	1620025	Const. of 6 unit Tchrs accom fcty at Agravi D/A basic Sch	61,174.83	128,825.17		
74	0220502	Const. of 6 unit Clrm block using hydraform bricks at Sankore	137,643.38	289,856.62		
75	0220506	Const. of 6 unit Clrm block at Mpobi	137,643.38	289,856.62		
76	1320675	Const. of 10 str wc TI's at Bodomase Secondary Technical	55,057.35	115,942.65		
77	0120010	Const of administration blk at Salvation Army sch at Wenchi	91,762.25	193,237.75		
78	0220422	Const of 1 No. KG blk at Elshadai Primary sch, Akim Oda	91,762.25	193,237.75		
79	0218133	Const of 1 No. 6-unit CLB with Anci Fctys at Sagyimase Presby Primary	137,643.38	289,856.62		
80	0220274	Const of 1 No. 6-unit CLB at Asafo Salvation Army Primary,	137,643.38	289,856.62		

PUBLIC INVESTMENT PLAN (PIP) FOR ON-GOING PROJECTS FOR THE MTEF (2021-2024) - GH¢

MDA: Office of Government Machinery (Middle Belt Authority)

Funding Source: ABFA

Budget Ceiling:

88,626,518.95 164,682,683.77 152,251,075.22 292,881,014.46

			Allotment Based on the MTEF (2021-2024)			
#	Code	Contract	2021	2022	2023	2024
81	0220308	Const of 1No. 6-Unit CLB with anci fctys at Konkrompe	137,643.38	289,856.62		
82	0220321	Const of 6-unit CLB at Presby Primary at Kusi	137,643.38	289,856.62		
83	0220437	Const. of 1 No. 6-unit Clrm block at Kojo Yentumi	137,643.38	289,856.62		
84	0220448	Const. of 6-unit Clrm block at Tweapease	137,643.38	289,856.62		
85	1620105	Const. of 1 No. 6-unit semi-detached teachers bungalow at Timeabu,	61,174.83	128,825.17		
86	0218132	Const of 1 No. 3-unit CLB at Kwesi Komfo M/A J.H.S	76,468.54	161,031.46		
87	0220162	Const of 3-unit CLB & off at Sowatey (D/A JHS)	76,468.54	161,031.46		
88	0220174	Const. of 1 No. 3-unit Clrm block for JHS at Bonwire	76,468.54	161,031.46		
89	0220477	Const. of 3-unit Clrm block at Amakyebare	76,468.54	161,031.46		
90	0220478	Const. of 3-unit Clrm block at Achina	76,468.54	161,031.46		
91	0220482	Const. of 3-unit Clrm block at Akwaboa Sokwai	76,468.54	161,031.46		
92	0220494	Const. of 3-unit Clrm block at Mile 14	76,468.54	161,031.46		
93	0220261	Const of 3 unit CLB at Ahyiayem	76,468.54	161,031.46		
94	0320028	Const of 3 unit CLB at Anomase SHS	76,468.54	161,031.46		
95	0320015	Const of 1No. 3 unit dormitory at Abeaseman SHS	152,937.08	322,062.92		
96	0519283	Const of emergency centre/ward at Nkawie	183,524.50	386,475.50		

PUBLIC INVESTMENT PLAN (PIP) FOR ON-GOING PROJECTS FOR THE MTEF (2021-2024) - GH¢

MDA: Office of Government Machinery (Middle Belt Authority)

Funding Source: ABFA

Budget Ceiling:

88,626,518.95 164,682,683.77 152,251,075.22 292,881,014.46

			Allotment Based on the MTEF (2021-2024)			
#	Code	Contract	2021	2022	2023	2024
97	0620037	Const of maten'ty ward at Dwenase	76,468.54	161,031.46		
98	0320024	Const. of a 1000 seating capacity dining hall at Nkenkansu SHS	367,049.00	772,951.00		
99	1620067	Const. of police bungalow/quarters at Techimantia	122,349.67	257,650.33		
100	1620073	Const. of Semi-Detached teacher's quarters at Obenimase	61,174.83	128,825.17		
101	1620077	Const. of teachers quarters at Patriensa Kwaem	76,468.54	161,031.46		
102	1620106	Const. of 1 No. semi-detached teachers bungalow at Ananagya	61,174.83	128,825.17		
103	0220497	Const. of 3-unit Clrm blk & 2-str wash room at Al Nurol Primary Sch	76,468.54	161,031.46		
104	0220250	Const of 3- unit CLB with off & a store 6 unit WC TI' at Abotareye, ,	76,468.54	161,031.46		
105	0220271	Const Of Amarko Presby Primary sch- 6 Unit at Amarko Elec. Area	137,643.38	289,856.62		
106	0220504	Const. of 1 No. 6 unit Clrm block at Sacketey	137,643.38	289,856.62		
107	0220505	Const. of 6 unit Clrm block at Krobo	137,643.38	289,856.62		
108	0220253	Const of 6- unit pavilion CLB (Methodist sch) at Amponsakrom	137,643.38	289,856.62		
109	0220396	Const of 1No. KG blk with off & store at Hyewoden D/A KG sch	76,468.54	161,031.46		
110	0520042	Const. of CHPS compound with 2 unit nurses accommodation at Tawiakrom	146,819.60	309,180.40		
111	0520054	Const of CHPS cmpnd with 2-Bdrm Nurses qtrs at Dagomba line Babatokuma	243,411.44	512,588.56		
112	0320007	Const. of 1No. 6-unit Clrm at Samuel Otu presby SHS,	137,643.38	289,856.62		

PUBLIC INVESTMENT PLAN (PIP) FOR ON-GOING PROJECTS FOR THE MTEF (2021-2024) - GH¢

MDA: Office of Government Machinery (Middle Belt Authority)

Funding Source: ABFA

Budget Ceiling:

88,626,518.95 164,682,683.77 152,251,075.22 292,881,014.46

			Allotment Based on the MTEF (2021-2024)			
#	Code	Contract	2021	2022	2023	2024
113	0320017	Const of 6-unit CLB at Yeboah Asuama SHS Nsuta	137,643.38	289,856.62		
114	0220161	Const of 3-unit CLB & off at Nubesu (D/A JHS),	76,468.54	161,031.46		
115	0220175	Const. of 1 No. 3-unit Clrm block for JHS at Asawaase	76,468.54	161,031.46		
116	0220265	Const of 3-Unit CLB at Tuobodom SDA at Offuman SDA	76,468.54	161,031.46		
117	0220394	Const of 3-unit KG blk with off, store & a common room at Tanoanafo	76,468.54	161,031.46		
118	0220473	Const. of 3-unit Clrm block at Koforidua	76,468.54	161,031.46		
119	0220479	Const. of 3-unit Clrm block at Kumi	76,468.54	161,031.46		
120	0220480	Const. of 3-unit Clrm block at Aninkrumah	76,468.54	161,031.46		
121	0220481	Const. of 3-unit Clrm block at Maaban	76,468.54	161,031.46		
122	0220489	Const. of 1 No. 3-unit Clrm block at Owusukrom	76,468.54	161,031.46		
123	0220493	Const. of 3-unit Clrm block at Amponya	76,468.54	161,031.46		
124	0220384	Const. of 1 No. KG block at Nyankomasi	76,468.54	161,031.46		
125	0220136	Completion of 3 Unit Clrm Block M/A JHS at Atonsuagya	56,754.03	119,515.62		
126	0220228	Kindergaten & Furniture at Kuntense R/C Prim	76,468.54	161,031.46		
127	0220336	Const. of 1 No. 3 unit Clrm block at Boko	76,468.54	161,031.46		
128	0220337	Const. of 1 No. 3 unit Clrm block at Anhwiam	76,468.54	161,031.46		

PUBLIC INVESTMENT PLAN (PIP) FOR ON-GOING PROJECTS FOR THE MTEF (2021-2024) - GH¢

MDA: Office of Government Machinery (Middle Belt Authority)

Funding Source: ABFA

Budget Ceiling:

88,626,518.95 164,682,683.77 152,251,075.22 292,881,014.46

			Allotment Based on the MTEF (2021-2024)			
#	Code	Contract	2021	2022	2023	2024
129	0220338	Const. of 1 No. 3 unit Clrm block at Mensakrom	76,468.54	161,031.46		
130	0220339	Const. of 1 No. 3 unit Clrm block at Nyamebekyere	76,468.54	161,031.46		
131	0220340	Const. of 1 No. 3 unit Clrm block at Agyenkwaso	76,468.54	161,031.46		
132	0220341	Const. of 3 unit unit Clrm at Domeabra & Bepose	76,468.54	161,031.46		
133	0220343	Const. of 1 No. 3 unit Clrm block with compurt lab at Abom	107,055.96	225,444.04		
134	0520065	Const of CHPS cmpnds at Labolabo/Mpakadan	85,644.77	180,355.23		
135	0520066	Const of CHPS cmpnd at Toseng/Nanyor	85,644.77	180,355.23		
136	0520069	Const of CHPS cmpnd at Nyamebekyere No. 3	61,174.83	128,825.17		
137	0620047	Const. of maternity block at Kumasi South Hospital, Atonsu Agogo	529,134.39	1,114,278.90		
138	1620092	Const. of teachers quarters at Afisere	61,174.83	128,825.17		
139	1620104	Const. of headmaster bungalow at Pamso	76,468.54	161,031.46		
140	0220295	Const of 3unit CLB at Twenerase	76,468.54	161,031.46		
141	0220332	Const of 3unit CLB with TI' at bosome freho	137,643.38	289,856.62		
142	0220333	Const of 3unit CLB with off & store at Hani	91,762.25	193,237.75		
143	0220381	Const Of 3unit Classroom blk at Okanta	76,468.54	161,031.46		
144	0220404	Const of 1No. 3unit KG blk at Famaso,	76,468.54	161,031.46		

PUBLIC INVESTMENT PLAN (PIP) FOR ON-GOING PROJECTS FOR THE MTEF (2021-2024) - GH¢

MDA: Office of Government Machinery (Middle Belt Authority)

Funding Source: ABFA

Budget Ceiling:

88,626,518.95 164,682,683.77 152,251,075.22 292,881,014.46

			Allotment Based on the MTEF (2021-2024)			
#	Code	Contract	2021	2022	2023	2024
145	0220424	Const of 1 No. 3Unit sch blks at Ada Ntetia	76,468.54	161,031.46		
146	0220425	Const of 1 No. 3Unit sch blks at Kpekudzi	76,468.54	161,031.46		
147	0220427	Const. of 3unit Clrm block at Canan D/A sch	76,468.54	161,031.46		
148	0220428	Const of 1 No. 3Unit sch blks at Mafikope	76,468.54	161,031.46		
149	0220429	Const of 3unit CRBLK at Akakom	76,468.54	161,031.46		
150	1320442	Const of 1 no.3unit kg blk,drilling & mech of brhl at Pampaso	122,349.67	257,650.33		
151	0220442	Const. of 1 No. 6-unit Clrm block primary Sch at Sarpeh	137,643.38	289,856.62		
152	0220443	Const. of 1 No. 6-unit Clrm block primary Sch at Fumesua	137,643.38	289,856.62		
153	0220499	Renovation & painting of 1No.6 Clrm block with Off. at Nwamase M/A Sch	30,587.42	64,412.58		
154	0220514	Renovation of 3 & 4 unit Clrm blk at Nyankyerense Mtdst Sch	30,587.42	64,412.58		
155	0220515	Renovation of 1 No.12 unit Clrm blk at Nwamase M/A Sch	30,587.42	64,412.58		
156	0220516	Const. of 1No. 6 unit Clrm block at Assam Presby primary Sch	137,643.38	289,856.62		
157	0420003	Const of Hostel blk at Yeji Midwifery Training sch	229,405.63	483,094.37		
158	1320133	Const. of 6-str TI' facility for basic Schs at Praaso Mtdst Basic Sch	36,704.90	77,295.10		
159	1320137	Const. of 6-str TI' facility for basic Schs at Patriensa M/A JHS, ,	36,704.90	77,295.10		
160	1320138	Const. of 6-str TI' fcty for basic Schs at Konongo M/A Basic	36,704.90	77,295.10		

PUBLIC INVESTMENT PLAN (PIP) FOR ON-GOING PROJECTS FOR THE MTEF (2021-2024) - GH¢

MDA: Office of Government Machinery (Middle Belt Authority)

Funding Source: ABFA

Budget Ceiling:

88,626,518.95 164,682,683.77 152,251,075.22 292,881,014.46

			Allotment Based on the MTEF (2021-2024)			
#	Code	Contract	2021	2022	2023	2024
161	1320141	Const. of 6-str TI' facility for basic Schs at Konongo Mtdst Basic 'A'	36,704.90	77,295.10		
162	1320142	Const. of 6-str TI' facility for basic Schs at Bimma Cmty	36,704.90	77,295.10		
163	1320143	Const. of 6-str TI' fcty for basic Schs at Patriensa Presby Basic	36,704.90	77,295.10		
164	1320144	Const. of 6-str TI' facility for basic Schs at Obenimasi M/A JHS	36,704.90	77,295.10		
165	1320145	Const. of 3 unit Clrm block at Prempeh Basic M/A Sch	76,468.54	161,031.46		
166	1320146	Const. of 3 unit Clrm block at OCE Basic Sch	76,468.54	161,031.46		
167	1320148	Ren of Bonte D/A Basic sch at Bonte	15,293.71	32,206.29		
168	1320151	Const. of 5No. 3 str TI's WC for basic Schs at Mampong	82,586.03	173,913.97		
169	1320410	Const. of 1 No. Mechzd Brhl at Pomposo R/C Sch	9,202.84	19,379.81		
170	1320678	Const. of 6 str WC TI' facility at Asaam M/A Primary sch.	36,704.90	77,295.10		
171	1320679	Const. of 6 str WC TI' facility at Mamapong M/A Exp. sch	36,704.90	77,295.10		
172	1419031	Const of ICT centre at Nkawkaw (Islamic Basic Sch.)	76,468.54	161,031.46		
173	1620026	Const. of 6 unit Tchrs accom fcty at Kwame Mensakrom D/A basic Sch	61,174.83	128,825.17		
174	1620027	Const. of 6 unit Tchrs accom fcty at Asamang D/A basic Sch	61,174.83	128,825.17		
175	2020002	Astro Turf at ST.Peters primary JHS Sch park at Fante New Town	643,945.62	1,356,054.38		
176	2020052	Const. of Football Park at Juaben Anglican Sch	45,881.13	96,618.87		

PUBLIC INVESTMENT PLAN (PIP) FOR ON-GOING PROJECTS FOR THE MTEF (2021-2024) - GH¢

MDA: Office of Government Machinery (Middle Belt Authority)

Funding Source: ABFA

Budget Ceiling:

88,626,518.95 164,682,683.77 152,251,075.22 292,881,014.46

			Allotment Based on the MTEF (2021-2024)			
#	Code	Contract	2021	2022	2023	2024
177	0220186	Provsn of 660 dual desks at selected Schs	122,349.67	257,650.33		
178	0220149	Const. of 2 Stry 6 unit Clrm blk with furniture at St. Louis JHS	241,642.55	508,863.53		
179	0220213	Const. of 2 Stry 6 unit Clrm block with furniture at St Josephine R/C	246,872.39	519,876.79		
180	0220241	Const of 1 No. 6 unit CLB at Nsanie	137,643.38	289,856.62		
181	0220249	Const of 6 unit CLB at Nsawkaw Methodist Primary,	137,643.38	289,856.62		
182	0220251	Const of 3- unit CLB with off & a store 6 unit WC TI' at Branam	76,468.54	161,031.46		
183	0220252	Const of 3- unit CLB wth off & store 6 unit WC TI' at Asoufri/Bronoso	76,468.54	161,031.46		
184	0220254	Const of 6 unit CLB at Nsuhunu R/C primary	137,643.38	289,856.62		
185	0220255	Const of 6 unit CLB at Badu Presby Primstry	137,643.38	289,856.62		
186	0220269	Const of 6 unit CLB at Odontuase	137,643.38	289,856.62		
187	0220281	Ren of 6 unit CLB at Mafikope	15,293.71	32,206.29		
188	0220282	Ren of 6 unit CLB at New Kyeiase	15,293.71	32,206.29		
189	0220294	Const Of 6 Umit CLB at Miremire (Near Kobriso) Kobriso Electoral Area	137,643.38	289,856.62		
190	0220296	Const of 6 unit CLB at Oyoko Methodist KG & Primary sch	137,643.38	289,856.62		
191	0220302	Const of 6 unit CLB at Badu R/C primary	137,643.38	289,856.62		
192	0220303	Const of 6 unit CLB at Nkwanta D/A primary	137,643.38	289,856.62		

PUBLIC INVESTMENT PLAN (PIP) FOR ON-GOING PROJECTS FOR THE MTEF (2021-2024) - GH¢

MDA: Office of Government Machinery (Middle Belt Authority)

Funding Source: ABFA

Budget Ceiling:

88,626,518.95 164,682,683.77 152,251,075.22 292,881,014.46

			Allotment Based on the MTEF (2021-2024)			
#	Code	Contract	2021	2022	2023	2024
193	0220304	Const of 6 unit CLB at Abourso D/A primary	137,643.38	289,856.62		
194	0220319	Const of 6 units CLB for Ekye at Ekye Amanfrom	137,643.38	289,856.62		
195	0220322	Const of 6 unit CLB at Begoro	137,643.38	289,856.62		
196	0220379	Const of 6 unit classroom blk at Oforikrom	137,643.38	289,856.62		
197	0220503	Const. of 6 unit Clrm block at Duayaw Nkwanta	137,643.38	289,856.62		
198	0220507	Const. of 6 unit Clrm block at Okyerekrom	137,643.38	289,856.62		
199	0220508	Const. of 6 unit Clrm block at kotokuom	137,643.38	289,856.62		
200	0220510	Const. of 1 No. 6 unit Clrm block at Mtdst primary Nsuayem No.2	137,643.38	289,856.62		
201	0220511	Const. of 2 No. 6 unit Clrm pavilion at Effiduase / Asokore	275,286.75	579,713.25		
202	0220512	Const. of 6 unit Clrm block at Nwamase	137,643.38	289,856.62		
203	0220513	Const. of 6 unit Clrm block at Prempeh A at Asuoyeboah SDA	137,643.38	289,856.62		
204	0220517	Const. of 1No. 6 unit Clrm block at Mampong Experiemental Primary	137,643.38	289,856.62		
205	0220523	Const. of 1No.6 unit Clrm block at Kyebi	137,643.38	289,856.62		
206	0220524	Const. of 1No. 6 unit Clrm block at Anwanya	137,643.38	289,856.62		
207	1620114	Const of 3-storey 6 unit 2 Bdrm staff bung phase one at Koforidua	611,748.34	1,288,251.66		
208	0120006	Const of secondary sch adminstration blk at St. Francis S.H.S	305,874.17	644,125.83		

PUBLIC INVESTMENT PLAN (PIP) FOR ON-GOING PROJECTS FOR THE MTEF (2021-2024) - GH¢

MDA: Office of Government Machinery (Middle Belt Authority)

Funding Source: ABFA

Budget Ceiling:

88,626,518.95 164,682,683.77 152,251,075.22 292,881,014.46

			Allotment Based on the MTEF (2021-2024)			
#	Code	Contract	2021	2022	2023	2024
209	0519330	Const of clinic at Adiembra	152,937.08	322,062.92		
210	0520103	Const. of main polyclinic at Abuakwa	305,874.17	644,125.83		
211	0520104	Completion of Polyclinic & installation of Eqpt at Duase	122,349.67	257,650.33		
212	0520108	Const. of clinic at Maase	161,501.56	340,098.44		
213	0520109	Completion of a clinic at Pra River at Pra River	30,587.42	64,412.58		
214	0520111	Const of clinic at Asuboa,	152,937.08	322,062.92		
215	0520112	Const of clinic at Asuoso	152,937.08	322,062.92		
216	0520113	Const of clinic at Eshiem,	152,937.08	322,062.92		
217	0520114	Xpam of existing clinic to include maten'ty blk at Effiduase	174,348.28	367,151.72		
218	0520115	Const of 1 storey maternal & clinic with anci fctys at Zongo Berekum	244,699.33	515,300.67		
219	0520116	Completion of clinic at Amasu ,	107,055.96	225,444.04		
220	0520118	Xpam of existing clinic to include maten'ty blk at Oyoko	174,348.28	367,151.72		
221	1320518	Const of 1No. Mechzd brhl at Beposo clinic	9,176.23	19,323.77		
222	0520050	Const of 1 No. health post (CHPS) at Senase Berekum	85,644.77	180,355.23		
223	0520096	Const of ward- chiraa at Chira health centre,	183,524.50	386,475.50		
224	0520098	Const of 4-unit C/H self contained for nurses at Adankono Health post	91,762.25	193,237.75		

PUBLIC INVESTMENT PLAN (PIP) FOR ON-GOING PROJECTS FOR THE MTEF (2021-2024) - GH¢

MDA: Office of Government Machinery (Middle Belt Authority)

Funding Source: ABFA

Budget Ceiling:

88,626,518.95 164,682,683.77 152,251,075.22 292,881,014.46

			Allotment Based on the MTEF (2021-2024)			
#	Code	Contract	2021	2022	2023	2024
225	0520099	Const of health centre at Japekrom	305,874.17	644,125.83		
226	0520100	Const of ward- chiraa,nsoatre at Nsoatre health centre	183,524.50	386,475.50		
227	0520101	Const of surgical theartre at nsoatre at Nsoatre health centre	122,349.67	257,650.33		
228	0120009	Const of nursing sch (administration & academic blk) at Mampong	795,272.84	1,674,727.16		
229	0220127	Const. of 3 unit Clrm blk with Off., store & stc at Dantro Basic Sch	76,468.54	161,031.46		
230	0220129	Procurement of 1000 metallic M-Desk for public basic Schs at Oforikrom	183,524.50	386,475.50		
231	0220130	Renovation of Kotei R/C basic & JHS Sch blocks at Emena	137,643.38	289,856.62		
232	0220131	Const. of 1 NO. 3 unit Clrm block at Obiri Yeboah M/A Basic Sch	76,468.54	161,031.46		
233	0220197	Const. of 1,500 Dual Desk & 1000 M-Desk for sch in the Mun'ty at Mun	122,349.67	257,650.33		
234	0220199	Provision of Dual desk for primary Sch at Manso Adubia	61,174.83	128,825.17		
235	0220215	Const & Furnsh of 1No. 3-unit CLB with anci fctys at Dr. S&ers sch	76,468.54	161,031.46		
236	0220225	Provision of furniture for KG schs (788) at District wide	60,257.21	126,892.79		
237	0220226	Provision of furniture for Primary schs (620) at District wide	47,410.50	99,839.50		
238	0220242	Const of 6-unit CLB with off & store at Asuotiano (R/C prim. Sch)	137,643.38	289,856.62		
239	0220287	Const of 6-unit CLB & off at Akaa (D/A Prim. Sch.)	137,643.38	289,856.62		
240	0220288	Const of 6-unit CLB & off at Adimadim(Kyenku Larbi Presby Prim. Sch)	137,643.38	289,856.62		

PUBLIC INVESTMENT PLAN (PIP) FOR ON-GOING PROJECTS FOR THE MTEF (2021-2024) - GH¢

MDA: Office of Government Machinery (Middle Belt Authority)

Funding Source: ABFA

Budget Ceiling:

88,626,518.95 164,682,683.77 152,251,075.22 292,881,014.46

			Allotment Based on the MTEF (2021-2024)			
#	Code	Contract	2021	2022	2023	2024
241	0220361	Const. of 1 NO. 3 unit Clrm block at Amankwatia M/A cluster of Schs	76,468.54	161,031.46		
242	0220373	Const of 1 No. 3-unit classroom at Nkwantanang D/A primary sch	76,468.54	161,031.46		
243	0220374	Const of 1 No. 3-unit classroom at Ate Ne Ata D/A primary sch,	76,468.54	161,031.46		
244	0220376	Const of 1No.6-unit classroom at Suminakese Presbyterian primary sch	137,643.38	289,856.62		
245	0220378	Const of 1No.6-unit classroom at Nteso Aglican primary sch	137,643.38	289,856.62		
246	0220395	Const of 1No. KG blk with off & store at Ahinase KG sch	76,468.54	161,031.46		
247	0220403	Const Of Kg. sch Building At Obotwene at Afranse Electoral Area	76,468.54	161,031.46		
248	0519361	Const of CHPS Cmpnd with 2-BdRm Nurses Qtrs at Kyeremankoma	243,411.44	512,588.56		
249	0520044	Const. of 1No. CHPS compound & 2 Bdrm nurses quarters at Breku	91,762.25	193,237.75		
250	1619132	Const of nurses Bung at Amanfoso	61,174.83	128,825.17		
251	1619140	Const of nurses' Qtrs at Faman	189,963.96	400,036.04		
252	1619141	Const of 1No. 5-Unit Nurses Qtrs at Dromankese at Dromankese	398,276.25	838,710.98		
253	1620034	constrction of 1 nurses qtrs of Yaakom at Yaakom	189,963.96	400,036.04		
254	1620035	Const of 1 nurses qtrs of Diabaa at Diabaa	189,963.96	400,036.04		
255	1620040	Const of nurses qtrs at Cidikope	224,976.89	473,768.11		
256	1620041	Const of nurses qtrs at Abomasarefo	224,976.89	473,768.11		

PUBLIC INVESTMENT PLAN (PIP) FOR ON-GOING PROJECTS FOR THE MTEF (2021-2024) - GH¢

MDA: Office of Government Machinery (Middle Belt Authority)

Funding Source: ABFA

Budget Ceiling:

88,626,518.95 164,682,683.77 152,251,075.22 292,881,014.46

			Allotment Based on the MTEF (2021-2024)			
#	Code	Contract	2021	2022	2023	2024
257	1620042	Const of nurses qtrs at Mframa	224,976.89	473,768.11		
258	1620049	Completion of nurses qtrs at Pakro	224,976.89	473,768.11		
259	1620068	Const. of 4 Bdrm nurses quarters at Abesewa	76,468.54	161,031.46		
260	1620079	Const. of staff quarters for nurses 6-units at Effiduase / Asokore	61,174.83	128,825.17		
261	1620090	Const. of nurses' quarters at Akutuase hlth Post	61,174.83	128,825.17		
262	1620091	Const. of nurses quarters at Juansa	61,174.83	128,825.17		
263	1620118	Const of 4-unit C/H self contained for nurses at Tweapease	91,762.25	193,237.75		
264	1620120	Const of 4-unit C/H self contained for nurses at Subi hc	91,762.25	193,237.75		
265	0120011	Const. of nurses Off.s at Juansa	152,937.08	322,062.92		
266	0218114	Const of 1 No. 6-unit CLB at Ekoso	137,643.38	289,856.62		
267	0218120	Const of 1No. 6-unit CLB with Anci Fctys at Anamase (R/C)	137,643.38	289,856.62		
268	0220133	Const. of 1No. 6-unit Clrm at Derma SDA JHS	137,643.38	289,856.62		
269	0220245	Const of 1 No. 6-unit CLB with auxiliary fctys at Asuokor,	137,643.38	289,856.62		
270	0220246	Const of 1 No. 6-unit CLB with auxiliary fctys at Mayera,	137,643.38	289,856.62		
271	0220247	Const of 1 No. 6-unit CLB with auxiliary fctys at Sampa Presby	137,643.38	289,856.62		
272	0220260	Const of 1No. 6-Unit CLB with anci fctys at Nipahiamoa,	137,643.38	289,856.62		

PUBLIC INVESTMENT PLAN (PIP) FOR ON-GOING PROJECTS FOR THE MTEF (2021-2024) - GH¢

MDA: Office of Government Machinery (Middle Belt Authority)

Funding Source: ABFA

Budget Ceiling:

88,626,518.95 164,682,683.77 152,251,075.22 292,881,014.46

			Allotment Based on the MTEF (2021-2024)			
#	Code	Contract	2021	2022	2023	2024
273	0220263	Const of 1 no. 6-unit CLB at Drobe	137,643.38	289,856.62		
274	0220268	Const of 1 no. 6-unit CLB at Pepease	137,643.38	289,856.62		
275	0220309	Const of 1 no. 6-unit CLB at Shafa Zongo	137,643.38	289,856.62		
276	0220434	Const. of 1 Stry 6-unit Clrm blk & stc at Twedie	265,090.94	558,242.38		
277	0220435	Const. of 1 Stry 6-unit Clrm blk & stc at Asaago	265,090.94	558,242.38		
278	0220436	Const. of 1 No. 6-unit Clrm block at Subin Camp	137,643.38	289,856.62		
279	0220438	Const. of 1 No. 6-unit Clrm block at Asaase Nkwanta	137,643.38	289,856.62		
280	0220439	Const of 6-unit CRB with off & Store & TI' fcty at Adeiso	137,643.38	289,856.62		
281	0220440	Const. of 1 No. 6-unit Clrm block at Nyamebekyere III	137,643.38	289,856.62		
282	0220444	Const. of 1 No. 6-unit Clrm block at Obonsu	137,643.38	289,856.62		
283	0220445	Const. of 1 no. 6-unit Clrm block at Junsa	137,643.38	289,856.62		
284	0220446	Const. of 1 no. 6-unit Clrm block at Governor	76,468.54	161,031.46		
285	0220447	Const. of 1 no. 6-unit Clrm block at Beposo	137,643.38	289,856.62		
286	0220449	Const. of 6-unit Clrm block at Abuntunsu	137,643.38	289,856.62		
287	0320016	Const of 6-unit CLB at Kwarteng Ankomah SHS Tanoso	137,643.38	289,856.62		
288	1320572	Const. of 6-unit 10-str modern flush TI' with Mechzd Brhls at Mun Wide	367,049.00	772,951.00		

PUBLIC INVESTMENT PLAN (PIP) FOR ON-GOING PROJECTS FOR THE MTEF (2021-2024) - GH¢

MDA: Office of Government Machinery (Middle Belt Authority)

Funding Source: ABFA

Budget Ceiling:

88,626,518.95 164,682,683.77 152,251,075.22 292,881,014.46

			Allotment Based on the MTEF (2021-2024)			
#	Code	Contract	2021	2022	2023	2024
289	1620032	Const of 6-unit C/H self contained at Kade Government Hosp	137,643.38	289,856.62		
290	1620109	Const. of 1 No. 6-unit semi-detached teachers bungalow at New Krapa	61,174.83	128,825.17		
291	1620116	Const of 6-unit C/H self contained at Kade Sec/Tech	137,643.38	289,856.62		
292	0218115	Const of 1 No. 3-unit CLB at Kwadwo Nkansah	76,468.54	161,031.46		
293	0218116	Const of 1 No. 3-unit CLB (nursery) at Kontompa	76,468.54	161,031.46		
294	0218128	Const of 1 No. 3-unit CLB at Kibi Anglican JHS	76,468.54	161,031.46		
295	0218129	Const of 1 No. 3-unit CLB at Amanfrom JHS,	76,468.54	161,031.46		
296	0218135	Const 1 No. 3-unit KG Blk at Djakane-Dawa	76,468.54	161,031.46		
297	0218136	Const 1 No. 3-unit KG Blk at Ahabaso	76,468.54	161,031.46		
298	0218138	Const 1 No. 3-unit KG Blk at Pletsi	76,468.54	161,031.46		
299	0218139	Const 1 No. 3-unit KG Blk at Dzogber	76,468.54	161,031.46		
300	0218140	Const 1 No. 3-unit KG Blk at Nyaafutu	76,468.54	161,031.46		
301	0218163	3-unit CLB at Bepoase	76,468.54	161,031.46		
302	0218164	3-Unit CLB at Akyeremateng	76,468.54	161,031.46		
303	0218180	Const of 1 No. 3-unit CLB at Wamsua	76,468.54	161,031.46		
304	0220128	Const. of 3-unit Clrm block at Praaso Mtdst Basic,	76,468.54	161,031.46		

PUBLIC INVESTMENT PLAN (PIP) FOR ON-GOING PROJECTS FOR THE MTEF (2021-2024) - GH¢

MDA: Office of Government Machinery (Middle Belt Authority)

Funding Source: ABFA

Budget Ceiling:

88,626,518.95 164,682,683.77 152,251,075.22 292,881,014.46

			Allotment Based on the MTEF (2021-2024)			
#	Code	Contract	2021	2022	2023	2024
305	0220155	Const of 3-unit classroom with off & store at Jenjemireja (R/C JHS)	76,468.54	161,031.46		
306	0220156	Const of 3-unit CLB at Adamu D/A JHS, ,	76,468.54	161,031.46		
307	0220157	Const of 3-unit CLB at Debibi Presby JHS	76,468.54	161,031.46		
308	0220158	Const of 3-unit CLB at Menji Islamic JHS	76,468.54	161,031.46		
309	0220163	Const of 3-unit CLB & off at Kwadwo Hum (D/A JHS	76,468.54	161,031.46		
310	0220164	Const of 3-unit CLB & off at Yakoko (D/A JHS),	76,468.54	161,031.46		
311	0220165	Const of 3-unit CLB & off at Apau Wawase (D/A JHS)	76,468.54	161,031.46		
312	0220166	Const of 3-unit CLB & off at Asuboi (Asuboi Otibu Ahya JHS)	76,468.54	161,031.46		
313	0220167	Const of 3-unit CLB & off at Krabokese (D/A JHS)	76,468.54	161,031.46		
314	0220168	Const of 3-unit CLB (JHS) at Dompim	76,468.54	161,031.46		
315	0220171	Const. of 1 No. 3-unit Clrm block for JHS at Ekyem	76,468.54	161,031.46		
316	0220172	Const. of 1 No. 3-unit Clrm block for JHS at Manhyia	76,468.54	161,031.46		
317	0220173	Const. of 1 No. 3-unit Clrm block for JHS at Sarpeh	76,468.54	161,031.46		
318	0220182	Const of 3-unit CLB & off at Kuano (D/A JHS)	76,468.54	161,031.46		
319	0220183	Const of 3-unit CLB & off at Otoase (D/A JHS),	76,468.54	161,031.46		
320	0220216	Const & Furnsh of 1No. 3-unit CLB at Kaaka	76,468.54	161,031.46		

PUBLIC INVESTMENT PLAN (PIP) FOR ON-GOING PROJECTS FOR THE MTEF (2021-2024) - GH¢

MDA: Office of Government Machinery (Middle Belt Authority)

Funding Source: ABFA

Budget Ceiling:

88,626,518.95 164,682,683.77 152,251,075.22 292,881,014.46

			Allotment Based on the MTEF (2021-2024)			
#	Code	Contract	2021	2022	2023	2024
321	0220217	Const & Furnsh of 1No. 3-unit CLB with anci fctys at Akroma	76,468.54	161,031.46		
322	0220219	Const & Furnsh of 1No. 3-unit CLB with anci fctys at Krutakyi	76,468.54	161,031.46		
323	0220220	Const & Furnsh of 1No. 3-unit CLB with anci fctys at Yerpemso	76,468.54	161,031.46		
324	0220222	Const & Furnsh of 1No. 3-unit CLB with anci fctys at Tabush	76,468.54	161,031.46		
325	0220224	Const & Furnsh of 1No. 3-unit Pavilion. at Buya	76,468.54	161,031.46		
326	0220232	Const. of 3-unit CLB at Namong SDA Primary	76,468.54	161,031.46		
327	0220248	Const of 3-unit kindergarten CLB at Nasana D/A KG	76,468.54	161,031.46		
328	0220264	Const of 3-Unit CLB at Tuobodom SDA at Tuobodom SDA	76,468.54	161,031.46		
329	0220286	Const of 3-unit CLB & off at Bekoenkrom (KG)	76,468.54	161,031.46		
330	0220298	Const of 3-unit CLB at Ayirebi	76,468.54	161,031.46		
331	0220299	Const of 3-unit CLB at Adjobue (RC),	76,468.54	161,031.46		
332	0220306	Const of 1No. 3-unit CLB at SDA Kintampo	76,468.54	161,031.46		
333	0220320	Const of 3-unit CLB at R/C primary at Takrowase	76,468.54	161,031.46		
334	0220327	Const of 3-unit CLB at Kotokuom,	76,468.54	161,031.46		
335	0220367	Const of 3-unit classroom with off & store at Doduoso	76,468.54	161,031.46		
336	0220368	Const of 3-unit classroom with off & store at Gonasua	76,468.54	161,031.46		

PUBLIC INVESTMENT PLAN (PIP) FOR ON-GOING PROJECTS FOR THE MTEF (2021-2024) - GH¢

MDA: Office of Government Machinery (Middle Belt Authority)

Funding Source: ABFA

Budget Ceiling:

88,626,518.95 164,682,683.77 152,251,075.22 292,881,014.46

			Allotment Based on the MTEF (2021-2024)			
#	Code	Contract	2021	2022	2023	2024
337	0220370	Const of 3-unit classroom with off & store at Kwasi buokrom	76,468.54	161,031.46		
338	0220371	Const of 3-unit classroom with off & store at Kwame seikrom	76,468.54	161,031.46		
339	0220372	Const of 3-unit classroom with off & store at Miremano	76,468.54	161,031.46		
340	0220382	Const of 3-unit classroom with off & store at Ampenkro	76,468.54	161,031.46		
341	0220393	Const of 3-unit KG blk with off, store & a common room at Tadieso	76,468.54	161,031.46		
342	0220408	Const 1 No. 3-unit KG blk at Korwhere,	76,468.54	161,031.46		
343	0220409	Const 1 No. 3-unit KG blk at Nyakumase	76,468.54	161,031.46		
344	0220412	Const 1 No. 3-unit KG blk at Terguanya	76,468.54	161,031.46		
345	0220413	Const 1 No. 3-unit KG blk at Asekese,	76,468.54	161,031.46		
346	0220414	Const 1 No. 3-unit KG blk at Akrusu Saisi,	76,468.54	161,031.46		
347	0220452	Const. of 1 No. 3-unit Clrm block at TWEAPEASE	76,468.54	161,031.46		
348	0220453	Const. of 1 No. 3-unit Clrm block at Kwakrukrom-Brosakro/Derma Islamic	76,468.54	161,031.46		
349	0220454	Const. of 1 No. 3-unit Clrm block at Brosankro presby	76,468.54	161,031.46		
350	0220455	Const. of 1 No. 3-unit Clrm block at Techimantia Mtdst,	76,468.54	161,031.46		
351	0220456	Const. of 1 No. 3-unit Clrm block at Derma Mtdst Primary A,	76,468.54	161,031.46		
352	0220457	Const. of 1 No. 3-unit Clrm block at Mansin,	76,468.54	161,031.46		

PUBLIC INVESTMENT PLAN (PIP) FOR ON-GOING PROJECTS FOR THE MTEF (2021-2024) - GH¢

MDA: Office of Government Machinery (Middle Belt Authority)

Funding Source: ABFA

Budget Ceiling:

88,626,518.95 164,682,683.77 152,251,075.22 292,881,014.46

			Allotment Based on the MTEF (2021-2024)			
#	Code	Contract	2021	2022	2023	2024
353	0220458	Const. of 1 No. 3-unit Clrm block at Ohia,	76,468.54	161,031.46		
354	0220459	Const. of 3-unit Clrm block at Obenimase Kwaem	76,468.54	161,031.46		
355	0220460	Const. of 3-unit Clrm block at Pratriensa Kwaem	76,468.54	161,031.46		
356	0220462	Const. of 1 no. 3-unit Clrm block at Mepekasa	76,468.54	161,031.46		
357	0220463	Const. of 1 no. 3-unit Clrm block at Akoma	76,468.54	161,031.46		
358	0220464	Const. of 1 no. 3-unit Clrm block at Campelle	76,468.54	161,031.46		
359	0220465	Const. of 1 no. 3-unit Clrm block at Wenamda	76,468.54	161,031.46		
360	0220466	Const. of 1 No. 3-unit Clrm block at Ohiapae	76,468.54	161,031.46		
361	0220467	Const. of 3-unit Clrm blk & 6str WC TI' at Moroso	79,527.28	167,472.72		
362	0220468	Const. of 3-unit Clrm blk & 6str WC TI' at Kurofa	76,468.54	161,031.46		
363	0220469	Const. of 3-unit Clrm blk & 6str WC TI' at Wankyi	76,468.54	161,031.46		
364	0220470	Const. of 3-unit Clrm blk & 6str WC TI' at Kyempoh	76,468.54	161,031.46		
365	0220471	Const. of 3-unit Clrm blk & 6str WC TI' at Kwakrukrom	76,468.54	161,031.46		
366	0220472	Const. of 3-unit Clrm blk & 6str WC TI' at Odubi	76,468.54	161,031.46		
367	0220474	Const. of 3-unit Clrm block at Aadankwame	76,468.54	161,031.46		
368	0220475	Const. of 3-unit Clrm block at Asuofua	76,468.54	161,031.46		

PUBLIC INVESTMENT PLAN (PIP) FOR ON-GOING PROJECTS FOR THE MTEF (2021-2024) - GH¢

MDA: Office of Government Machinery (Middle Belt Authority)

Funding Source: ABFA

Budget Ceiling:

88,626,518.95 164,682,683.77 152,251,075.22 292,881,014.46

			Allotment Based on the MTEF (2021-2024)			
#	Code	Contract	2021	2022	2023	2024
369	0220476	Const. of 3-unit Clrm block at Akropong	76,468.54	161,031.46		
370	0220483	Const. of 1 No. 3-unit Clrm block with Off. at Bena	67,292.32	141,707.68		
371	0220484	Const. of 1 No. 3-unit Clrm block with Off. at Akrofuom	67,292.32	141,707.68		
372	0220486	Const. of 1 No. 3-unit Clrm block with Off. at Kwapia	67,292.32	141,707.68		
373	0220487	Const. of 1 No. 3-unit Clrm block with Off. at Bobriase	67,292.32	141,707.68		
374	0220488	Const. of 1 No. 3-unit Clrm block with Off. at Adokwai	67,292.32	141,707.68		
375	0220491	Const. of 3-unit Clrm block at Pataase	76,468.54	161,031.46		
376	0220492	Const. of 3-unit Clrm block at Hia/Sesease	76,468.54	161,031.46		
377	0220495	Const. of 3-unit Clrm block at Abuakwa	76,468.54	161,031.46		
378	0220496	Const. of 3-unit Clrm block at Asikesu	76,468.54	161,031.46		
379	0220498	Rehabilitation of 1 no. 3-unit Clrm block at Seneso	45,881.13	96,618.87		
380	0320009	Const. of 1no. 3-unit Clrm block at Adeisina/Kofi Agyei SHS, Bampenase	76,468.54	161,031.46		
381	1620081	Const. of 1 no. 3-unit teacher quarters at Babaduasoo	61,174.83	128,825.17		
382	1620082	Const. of 1 no. 3-unit teacher quarters at Abotanteri	61,174.83	128,825.17		
383	1620083	Const. of 1 no. 3-unit teacher quarters at Winamdu	61,174.83	128,825.17		
384	1620084	Const. of 1 no. 3-unit teacher quarters at Hamidu	61,174.83	128,825.17		

PUBLIC INVESTMENT PLAN (PIP) FOR ON-GOING PROJECTS FOR THE MTEF (2021-2024) - GH¢

MDA: Office of Government Machinery (Middle Belt Authority)

Funding Source: ABFA

Budget Ceiling:

88,626,518.95 164,682,683.77 152,251,075.22 292,881,014.46

			Allotment Based on the MTEF (2021-2024)			
#	Code	Contract	2021	2022	2023	2024
385	1620085	Const. of 1 no. 3-unit teacher quarters at Suyemu	61,174.83	128,825.17		
386	0218168	Const 3 unit KG Blk at Sabie	76,468.54	161,031.46		
387	0220178	Const. of 1 NO. 3 unit Clrm block at ST.Cyprian's Anglican KG JHS 'B'	76,468.54	161,031.46		
388	0220276	Const of 3 unit CLB at Bonsu Catholic KG blk	76,468.54	161,031.46		
389	0220351	Const of 1 No.3 unit KG blk with anci fctys at Nkukrom,	76,468.54	161,031.46		
390	0220352	Const of 1 No.3 unit KG blk with anci fctys at Kwame Ntow	76,468.54	161,031.46		
391	0220353	Const of 1 No.3 unit KG blk with anci fctys at Aburi Jamaicaso	76,468.54	161,031.46		
392	0220363	Const of 1 No.3 unit KG blk with anci fctys at Commet	76,468.54	161,031.46		
393	0220364	Const of 1 No.3 unit KG blk with anci fctys at Pakro	76,468.54	161,031.46		
394	0220365	Const of 1 No.3 unit KG blk with anci fctys at Ahyiresu	76,468.54	161,031.46		
395	0220385	Rehab of M/A Primary & Completion of New 2-Unit KG blk at Nwaadan	39,763.64	83,736.36		
396	0220386	Const. of KG block at Enanyinaa Nse	76,468.54	161,031.46		
397	0220387	Const. of KG block at Ntonsua	76,468.54	161,031.46		
398	0220388	Const of kg blk at Asikasu	76,468.54	161,031.46		
399	0220389	Const of 1 No. KG blk with auxiliary fctys at Asantekrom	76,468.54	161,031.46		
400	0220390	Const of 1 No. KG blk with auxiliary fctys at Nsonsomea,	76,468.54	161,031.46		

PUBLIC INVESTMENT PLAN (PIP) FOR ON-GOING PROJECTS FOR THE MTEF (2021-2024) - GH¢

MDA: Office of Government Machinery (Middle Belt Authority)

Funding Source: ABFA

Budget Ceiling:

88,626,518.95 164,682,683.77 152,251,075.22 292,881,014.46

			Allotment Based on the MTEF (2021-2024)			
#	Code	Contract	2021	2022	2023	2024
401	0220397	Const of KG blk at Mota	76,468.54	161,031.46		
402	0220399	Const of 1 No. KG blk at Amankwa-Tormu	76,468.54	161,031.46		
403	0220401	Const of KG blk at Pramkuma,	76,468.54	161,031.46		
404	0220402	Const of KG blk at Darmang	76,468.54	161,031.46		
405	0220407	Const of 1 No. KG blk at Santoano	91,762.25	193,237.75		
406	0220417	Const of KG blk at Ntonsua	76,468.54	161,031.46		
407	0220418	Const. of KG block at Kwankyeabo	76,468.54	161,031.46		
408	0220419	Const. of KG block at Nkontene/Subinso	76,468.54	161,031.46		
409	0220420	Const of KG blk at Sekyere	76,468.54	161,031.46		
410	0220421	Const of KG blk at Achiasse	76,468.54	161,031.46		
411	0320002	Const. of 6unit Clrm block at Ola Girls SHS Kenyasi	137,643.38	289,856.62		
412	0320003	Const. of 6unit Clrm block at Ola Girls SHS Kenyasi	137,643.38	289,856.62		
413	0120004	Const of sceince Lab, adminstration blk, electricity at Kyeremasu SHS	198,818.21	418,681.79		
414	0120005	Const of administration blk at Sunyani Camp	611,748.34	1,288,251.66		
415	0120007	Const of administration lab & OPD at Akim Manso	214,111.92	450,888.08		
416	0120018	Const of admnistration of blk at Anomase Day SHS	183,524.50	386,475.50		

PUBLIC INVESTMENT PLAN (PIP) FOR ON-GOING PROJECTS FOR THE MTEF (2021-2024) - GH¢

MDA: Office of Government Machinery (Middle Belt Authority)

Funding Source: ABFA

Budget Ceiling:

88,626,518.95 164,682,683.77 152,251,075.22 292,881,014.46

			Allotment Based on the MTEF (2021-2024)			
#	Code	Contract	2021	2022	2023	2024
417	0218165	Const of 6- unit CLB at Kojee	137,643.38	289,856.62		
418	0219995	Const of 3 units CLB at Bonkron	76,468.54	161,031.46		
419	0220134	football parks at Tapa JHS B park	61,174.83	128,825.17		
420	0220135	Renovation of Kumawu Aglican JHS block at Kumawu	21,411.19	45,088.81		
421	0220137	Rehabilitation of Apostolic JHS at Mampong	36,704.90	77,295.10		
422	0220138	Rehabilitation of Kyiremfaso JHS at Kyiremfaso	36,704.90	77,295.10		
423	0220139	Rehabilitation of St &rews JHS at Mampong	30,587.42	64,412.58		
424	0220140	Rehabilitation of Savior JHS at Benim	27,528.68	57,971.32		
425	0220141	Rehabilitation of otuasekan JHS at Kofiase	21,411.19	45,088.81		
426	0220142	Rehabilitation of M/A JHS at Benim	21,411.19	45,088.81		
427	0220143	Rehabilitation of T.I Ahmadiyya JHS at Mampong	67,292.32	141,707.68		
428	0220170	Const. of 3 unit Clrm block at Juansa JHS	76,468.54	161,031.46		
429	0220176	Completion of Const. Wks St &rews practice JHS (UEW) at Mampong	48,939.87	103,060.13		
430	0220177	Provision of M-Desk for JHS at Manso Adubia	61,174.83	128,825.17		
431	0220179	Const. of 1 NO. 3 unit Clrm block at Amakom Adventist JHS	76,468.54	161,031.46		
432	0220180	Const. of 1 NO. 3 unit Clrm block at T.I Ahmadiya JHS 'B'	76,468.54	161,031.46		

PUBLIC INVESTMENT PLAN (PIP) FOR ON-GOING PROJECTS FOR THE MTEF (2021-2024) - GH¢

MDA: Office of Government Machinery (Middle Belt Authority)

Funding Source: ABFA

Budget Ceiling:

88,626,518.95 164,682,683.77 152,251,075.22 292,881,014.46

			Allotment Based on the MTEF (2021-2024)			
#	Code	Contract	2021	2022	2023	2024
433	0220181	Const of 1 No 3 Bdrm tchrs bung at Kojokrom JHS	61,174.83	128,825.17		
434	0220184	Provision of 1000 dual desks at Asutifi Nth	91,762.25	193,237.75		
435	0220190	Provision of 500 dual desk at Whole constituency	45,881.13	96,618.87		
436	0220191	provision of 500 dual desk at Drobonso	76,468.54	161,031.46		
437	0220198	Provision of 1,000 dual desk at Kwabre East	91,762.25	193,237.75		
438	0220202	Procurement of 200 dual desk at Tease,	18,352.45	38,647.55		
439	0220203	Procurement of 200 dual desk at Maamekrobo	18,352.45	38,647.55		
440	0220227	Const. & furnishing of hlth centre at Abesewa	137,643.38	289,856.62		
441	0220206	Const of provision of 2000 dual desks at Nkawkaw	122,349.67	257,650.33		
442	0220500	Const. of kindergarten block (2 rooms with Off.) at Patakro	33,646.16	70,853.84		
443	0220501	Const. of kindergarten blk (2 rooms with Off.) at Akrokeri	33,646.16	70,853.84		
444	0220233	Refurbishment of CLBs at Hwidiem	1,835.25	3,864.75		
445	0220234	Refurbishment of CLBs at Asasefufuom	1,835.25	3,864.75		
446	0220235	Refurbishment of CLBs at Monsie	1,835.25	3,864.75		
447	0220236	Refurbishment of CLBs at Kwahu Nsabaa	1,835.25	3,864.75		
448	0220239	Const of 1 No. 3 unit CLB at Danyame	76,468.54	161,031.46		

PUBLIC INVESTMENT PLAN (PIP) FOR ON-GOING PROJECTS FOR THE MTEF (2021-2024) - GH¢

MDA: Office of Government Machinery (Middle Belt Authority)

Funding Source: ABFA

Budget Ceiling:

88,626,518.95 164,682,683.77 152,251,075.22 292,881,014.46

			Allotment Based on the MTEF (2021-2024)			
#	Code	Contract	2021	2022	2023	2024
449	0220240	Const of 1 No. 3 unit CLB at Aboabo no. 2	76,468.54	161,031.46		
450	0220243	Const of 3 unit CLB at Kojokumikrom	76,468.54	161,031.46		
451	0220256	Const of 1No.3 unit CLB with off at Nyomoase, , ,	76,468.54	161,031.46		
452	0220257	Const of 1No.3 unit CLB with off at Mempease	76,468.54	161,031.46		
453	0220258	Const of 1No.3 unit CLB with off at Watro	76,468.54	161,031.46		
454	0220259	Const of 1No.3 unit CLB with off at Sanwakyi	76,468.54	161,031.46		
455	0220262	Const of 1 No. 3- unit CLB at Wajul	76,468.54	161,031.46		
456	0220267	Const of 3 unit CLB at Abrika	76,468.54	161,031.46		
457	0220270	Const of 3 unit CLB at Adadekrom	76,468.54	161,031.46		
458	0220277	Const of 3 unit CLB at Asiakwa	76,468.54	161,031.46		
459	0220279	Ren of CLBs at Faaso Battor	15,293.71	32,206.29		
460	0220280	Ren of CLBs at Agordeke	15,293.71	32,206.29		
461	0220284	Const of 3 Unit CLB at Subriso	76,468.54	161,031.46		
462	0220301	Refurbishment of CLBs at Danteng	1,835.25	3,864.75		
463	0220311	Const of 3 unit CLB at Hwanyanso	76,468.54	161,031.46		
464	0220312	Const of 3 unit CLB at Tailorkope	76,468.54	161,031.46		

PUBLIC INVESTMENT PLAN (PIP) FOR ON-GOING PROJECTS FOR THE MTEF (2021-2024) - GH¢

MDA: Office of Government Machinery (Middle Belt Authority)

Funding Source: ABFA

Budget Ceiling:

88,626,518.95 164,682,683.77 152,251,075.22 292,881,014.46

			Allotment Based on the MTEF (2021-2024)			
#	Code	Contract	2021	2022	2023	2024
465	0220313	Const of 3 unit CLB at Somsei, ,	76,468.54	161,031.46		
466	0220314	Const of 3 unit CLB at Koranteng,	76,468.54	161,031.46		
467	0220315	Const of 3 unit CLB at Zigakope	76,468.54	161,031.46		
468	0220316	Const of 3 unit CLB at Tomefa,	76,468.54	161,031.46		
469	0220318	Const of 3 units CLB at Ogbodokope	76,468.54	161,031.46		
470	0220323	Const of 3 unit CLB at Obo	76,468.54	161,031.46		
471	0220329	Const of 1no. 6- unit CLB with off & store at Suhum	137,643.38	289,856.62		
472	0220330	Const of 4no. 6- unit CLB with off & store at Suhum	550,573.50	1,159,426.50		
473	0220335	Const. of 3 unit Clrm at Nkwantabisa	76,468.54	161,031.46		
474	0220342	Const. of 3 unit Clrm block at Nsuta Nyamebekyere	76,468.54	161,031.46		
475	0220346	Const. of 1 No.3 unit Clrm block at Aframso	76,468.54	-		
476	0220348	Const. 3 unit Clrm block at Kabrono	76,468.54	-		
477	0220354	Const. of 3 unit Clrm block using hydraform bricks at Asunafo South	76,468.54	-		
478	0220355	Const. of 1no. 3 Unit Clrm block at Asante Akim Nth	76,468.54	-		
479	0220356	Const. of 3 unit Clrm at Asante Akim Nth	76,468.54	-		
480	0220357	Const. of 3 unit Clrm block at Ataso	76,468.54	-		

PUBLIC INVESTMENT PLAN (PIP) FOR ON-GOING PROJECTS FOR THE MTEF (2021-2024) - GH¢

MDA: Office of Government Machinery (Middle Belt Authority)

Funding Source: ABFA

Budget Ceiling:

88,626,518.95 164,682,683.77 152,251,075.22 292,881,014.46

			Allotment Based on the MTEF (2021-2024)			
#	Code	Contract	2021	2022	2023	2024
481	0220358	Const. of 3 unit Clrm block at Adiembra	76,468.54	-		
482	0220359	Const. of 3 unit Clrm block at Srebuoso	76,468.54	-		
483	0220360	Const. of 1 No. 3 unit Clrm block at Nyameane	76,468.54	-		
484	0220362	Const. of 1 NO. 3 unit Clrm block at Asem Mixed Experimental Primary	76,468.54	-		
485	0220509	Const. of 12 unit Clrm block at Abuakwa	275,286.75	-		
486	0220518	Renovation of 3 No. Clrm Block at Asubuasuu	30,587.42	-		
487	0220519	Renovation of 1 No. Clrm Block at Trailor NKWANTA	18,352.45	-		
488	0220522	Const. of 1 Stry Clrm block at Sekyere	152,937.08	-		
489	0220366	Ren of 1n0. 4unit classroom with off /store/common room at Nsuhia	61,174.83	-		
490	0220383	Const of 3- Unit classroom at Buom	76,468.54	-		
491	0320019	Const of 12-unit 2 storey class room blk at Atweaman SHS,	397,636.42	-		
492	0320025	Const of 2storey 12unit classroom blk-fiapre shs at Fiapre SHS	403,753.90	-		
493	0220334	Const. of 3 unit nursery blk with Off. & store at Kojo Nkrumah	76,468.54	-		
494	0220344	Const. of 3 unit classroom block at Kubease	76,468.54	-		
495	0220350	Const of 3 unit classroom at Kojo Arko R/C primary	76,468.54	-		
496	0320029	Const of 2 units dormitory blk for St Fidelis SHS at Tease	122,349.67	-		

PUBLIC INVESTMENT PLAN (PIP) FOR ON-GOING PROJECTS FOR THE MTEF (2021-2024) - GH¢

MDA: Office of Government Machinery (Middle Belt Authority)

Funding Source: ABFA

Budget Ceiling:

88,626,518.95 164,682,683.77 152,251,075.22 292,881,014.46

			Allotment Based on the MTEF (2021-2024)			
#	Code	Contract	2021	2022	2023	2024
497	0620050	Const of fever unit at New Abirem HOSP	214,111.92	-		
498	1620052	4-Unit C/H Self Contain tchrs qtrs at Adukrom	429,081.89	-		
499	1620053	4-Unit C/H Self Contain tchrs qtrs at Amanfro	398,441.35	-		
500	1620054	Const of tchrs qtrs (3 bed unit : single room self contained) at Abam	189,963.96	-		
501	1620112	Const. of 1 no. 2-unit Bdrm District Magistrate bungalow at Drobonso	76,468.54	-		
502	1620113	Const. of 1 no. 2-unit Bdrm District co-ordinator bungalow at Drobonso	76,468.54	-		
503	1619110	12 Unit Dorm Afigya sec tech shs at Boaman-Kyerekrom	452,380.26	-		
504	1620033	Const. of 3 Unit Tchrs quarters using hydraform bricks at Kyenkyensebourso	91,762.25	-		
505	0519326	Const of CHPS Cmpnd at Kade-Adompo	85,644.77	-		
506	0519343	Const of chps Cmpnd at Mpuasu	85,644.77	-		
507	0519357	Const of CHPS Cmpnd with semi-detached 2-BdRm Qtrs at Ntankro	243,411.44	-		
508	0520040	Const. of 1No. CHPs Compound wth FURNISH of Eqpt at Miminaso No. 1&2	85,644.77	-		
509	0520041	Const of & Furnsh of 1 No. CHPS cmpnd at Cmty Akim Oda	122,349.67	-		
510	0520043	Const. of CHPS compound at Rubi nea Yamfo/Tanoso Adengo	85,644.77	-		
511	0520045	Const. of CHPS compound at Bomeng	85,644.77	-		
512	0520046	Const. of CHPS compound at Oyoko	85,644.77	-		

PUBLIC INVESTMENT PLAN (PIP) FOR ON-GOING PROJECTS FOR THE MTEF (2021-2024) - GH¢

MDA: Office of Government Machinery (Middle Belt Authority)

Funding Source: ABFA

Budget Ceiling:

88,626,518.95 164,682,683.77 152,251,075.22 292,881,014.46

			Allotment Based on the MTEF (2021-2024)			
#	Code	Contract	2021	2022	2023	2024
513	0520047	Const. of CHPS compound at Abotanso	85,644.77	-		
514	0520048	Const. of CHPS compound at Wonoo	85,644.77	-		
515	0520049	Const. of CHPS compound at Takorase/Asaman	85,644.77	-		
516	0520051	Const of CHPS cmpnd at Nyameama	85,644.77	-		
517	0520056	Const of CHPS cmpnd at Atwemamena	85,644.77	-		
518	0520059	Const of CHPS cmpnd at Akuffo No. 3,	85,644.77	-		
519	0520060	Const of CHPS cmpnd at Agrekrom	85,644.77	-		
520	0520061	Const of CHPS cmpnd at Ahwirase,	85,644.77	-		
521	0520062	Const of CHPS cmpnd at Ahyiresu	85,644.77	-		
522	0520063	Const of CHPS cmpnd at Obosono,	85,644.77	-		
523	0520064	Const of CHPS cmpnds at New Senchi,	85,644.77	-		
524	0520068	Const of Kade Guggisberg CHPS cmpnd at Kade	85,644.77	-		
525	0520071	Const of a modern CHPS cmpnd at Asikasu	85,644.77	-		
526	0520072	Const & upgrading of CHPS cmpnd at New Somanya,	85,644.77	-		
527	0520073	Const of CHPS cmpnd at Ponkor	85,644.77	-		
528	0520074	Const of CHPS cmpnd at Dawri	85,644.77	-		

PUBLIC INVESTMENT PLAN (PIP) FOR ON-GOING PROJECTS FOR THE MTEF (2021-2024) - GH¢

MDA: Office of Government Machinery (Middle Belt Authority)

Funding Source: ABFA

Budget Ceiling:

88,626,518.95 164,682,683.77 152,251,075.22 292,881,014.46

			Allotment Based on the MTEF (2021-2024)			
#	Code	Contract	2021	2022	2023	2024
529	0520075	Const. of 1 CHPS compound at Anwiaso	85,644.77	-		
530	0520076	Const. of 1 CHPS compound at Kokyikrom,	85,644.77	-		
531	0520077	Const. of CHPS compound at Adanwomase	85,644.77	-		
532	0520078	Const. of 1 no. CHPS compound at Fahiakobo	85,644.77	-		
533	0520079	Const. of CHPS compound at Seseko	85,644.77	-		
534	0520080	Const Of CHPS cmpnd at Segyimase	81,362.53	-		
535	0520085	Const of CHPS cmpnd at Kadewaso	85,644.77	-		
536	0520087	Const of 1no. chps cmpnd with staff qtrs at Nyeredede,	182,236.61	-		
537	0520088	Const of 1no. chps cmpnd with staff qtrs at Osabene	182,236.61	-		
538	0520089	Const of CHPS cmpnd at Amanfrom	85,644.77	-		
539	0520090	Const of a modern CHPS cmpnd at Adeiso	85,644.77	-		
540	0520091	Const of a modern CHPS cmpnd at Darmang,	85,644.77	-		
541	0520092	Const & upgrading of CHPS cmpnd at Abuabu Huhunya	85,644.77	-		
542	0520093	Const & upgrading of CHPS cmpnd at Asinesi	85,644.77	-		
543	0520094	Const & upgrading of CHPS cmpnd at Abuabu,	85,644.77	-		
544	0520095	Const & upgrading of CHPS cmpnd at Somanya	85,644.77	-		

PUBLIC INVESTMENT PLAN (PIP) FOR ON-GOING PROJECTS FOR THE MTEF (2021-2024) - GH¢

MDA: Office of Government Machinery (Middle Belt Authority)

Funding Source: ABFA

Budget Ceiling:

88,626,518.95 164,682,683.77 152,251,075.22 292,881,014.46

			Allotment Based on the MTEF (2021-2024)			
#	Code	Contract	2021	2022	2023	2024
545	0519323	Cmpl't'n of 1 No. CHPS Center at Akokoo	85,644.77	-		
546	0519350	Const of CHIP Cmpnd at Adantra at Adantra	85,644.77	-		
547	0520130	Const Of Chip cmpnd At Nkurakan at Nkurakan Electoral Area	85,644.77	-		
548	0520105	Const. of CHP compound at Nobesu	85,644.77	-		
549	0520106	Const. of CHP compound at Amenase/Dome	85,644.77	-		
550	0519281	Const of wards & laboratories at Abuakwa	86,932.66	-		
551	0519358	Const of Children' ward at Jema Hosital	76,468.54	-		
552	0620017	Const. of female ward at Boma	183,524.50	-		
553	0620018	Const. of one modern Insinator at St. Edwards Hospital, Adugyama	76,468.54	-		
554	0620035	Const of 1No. Ward at Nsuta	122,349.67	-		
555	0620036	Const of 20 bed capacity maten'ty ward at Tease	152,937.08	-		
556	1320164	Const. of 4 str WC TI' with 4-unit bath at St. Edwards Hosp., Adugyama	13,917.27	-		
557	0319144	Rehab of Administration Blk at Ahantrase methodist girls	305,874.17	-		
558	0319146	Const of 1No, Dining Hall Blk at Kajaji SHS	76,468.54	-		
559	0320006	Const. of DORM block at Boakye Tromo SHS	214,111.92	-		
560	0320010	Completion of sickbay at Amaniapong SHS	30,587.42	-		

PUBLIC INVESTMENT PLAN (PIP) FOR ON-GOING PROJECTS FOR THE MTEF (2021-2024) - GH¢

MDA: Office of Government Machinery (Middle Belt Authority)

Funding Source: ABFA

Budget Ceiling:

88,626,518.95 164,682,683.77 152,251,075.22 292,881,014.46

			Allotment Based on the MTEF (2021-2024)			
#	Code	Contract	2021	2022	2023	2024
561	0320011	Const. of kitchen at Amaniapong SHS	91,762.25	-		
562	0320012	provision of 300 tables & chairs at Namong SHS	18,352.45	-		
563	0320013	provision of 300 tables & chairs at St. Jerome SHS	18,352.45	-		
564	0320014	Const of girls dormitory at Wamanafo SHS	61,174.83	-		
565	0320018	Const of assembly hall at Amoana Praso SHS	122,349.67	-		
566	0320021	Const. of 2 Stry DORM block at Afigyaman SHS Kyekyewere	452,380.26	-		
567	0320022	Const. of DORM block at Tanodumasi SHS	275,286.75	-		
568	0320023	Expansion of dining hall at Amaniapong SHS	61,174.83	-		
569	0519288	Const of HC at Sasa, Hemang	76,468.54	-		
570	0519363	Const of HC at Sasa, Hemang	76,468.54	-		
571	0620046	Const. of fence wall at Juaso Government hospital	91,762.25	-		
572	0620048	Rehab/Renovation of maternity Theatre at Mampong Govrenment Hosp.	21,411.19	-		
573	0620051	Completion of Hospital at Nth suntreso	61,174.83	-		
574	0620058	Const. of a theatre at Juansa	152,937.08	-		
575	1419026	ICT centre at Achiasse	38,636.74	-		
576	1419028	Modern Cmty Library with ICT centre & Auxiliary Fctys at Adeiso	61,174.83	-		

PUBLIC INVESTMENT PLAN (PIP) FOR ON-GOING PROJECTS FOR THE MTEF (2021-2024) - GH¢

MDA: Office of Government Machinery (Middle Belt Authority)

Funding Source: ABFA

Budget Ceiling:

88,626,518.95 164,682,683.77 152,251,075.22 292,881,014.46

			Allotment Based on the MTEF (2021-2024)			
#	Code	Contract	2021	2022	2023	2024
577	1420002	Const. of ICT laboratory with furniture at St. Louis Demonstration JHS	109,520.48	-		
578	1619133	Const of midwives' Bung at Dawiri	61,174.83	-		
579	1619151	Const of 100 bed hostel for Yamfo College of Nursing at Yamfo	172,818.90	-		
580	1619153	Const of 100 bed hostel at Tanoso	107,055.96	-		
581	1620030	Const. of teachers bungalows at St Mary's SHS	61,174.83	-		
582	1620031	Bungalow-Lakefront Com. Shs at Obbo/Pramso	76,468.54	-		
583	1620043	Const of Teacher's qtrs at Larteh Sec Tech	224,976.89	-		
584	1620044	Const of tchrs qtrs at Larteh	209,282.33	-		
585	1620045	Const of tchrs qtrs at Domuli	224,976.89	-		
586	1620048	Const of police qtrs at Achiase	224,976.89	-		
587	1620050	Const of tchrs qtrs tchrs at Adukrom	224,976.89	-		
588	1620051	Const of tchrs qtrs tchrs at Amanfrom	186,744.23	-		
589	1620057	Const. of 4 rooms Tchrs quarters at Kwamentow	61,174.83	-		
590	1620058	Const of tchrs bung at Asewase	61,174.83	-		
591	1620059	Const of tchrs bung at Asuabena	61,174.83	-		
592	1620060	Const of tchrs bung at Pokrom	61,174.83	-		

PUBLIC INVESTMENT PLAN (PIP) FOR ON-GOING PROJECTS FOR THE MTEF (2021-2024) - GH¢

MDA: Office of Government Machinery (Middle Belt Authority)

Funding Source: ABFA

Budget Ceiling:

88,626,518.95 164,682,683.77 152,251,075.22 292,881,014.46

			Allotment Based on the MTEF (2021-2024)			
#	Code	Contract	2021	2022	2023	2024
593	1620061	Const of tchrs bung at Sapor	73,409.80	-		
594	1620062	Ren & completion of 2No. tchrs bung at Garadima	61,174.83	-		
595	1620063	Const of 1 No. 4-Bdrm semi-detached tchrs bung at Fawoman	61,174.83	-		
596	1620064	Const of 9 No. tchrs accommodation at Nkawkaw	553,632.24	-		
597	1620069	Const. of teachers quarters at Bonkron	122,349.67	-		
598	1620070	Const. of Semi-Detached teacher's quarters at Boatengkrom	61,174.83	-		
599	1620071	Const. of Semi-Detached teacher's quarters at Adumkrom	61,174.83	-		
600	1620072	Const. of Semi-Detached teacher's quarters at Kramokrom	61,174.83	-		
601	1620074	Const. of Semi-Detached teacher's quarters at Kyekyebiase	61,174.83	-		
602	1620075	Const. of Semi-Detached teacher's quarters at Bimma	61,174.83	-		
603	1620076	Const. of teachers quarters at Daanyame	76,468.54	-		
604	1620078	Const. of teachers quarters at Anhwereso	76,468.54	-		
605	1620088	Const. of 4 Bdrm police quarters at Sabronum	76,468.54	-		
606	1620093	Const. of teachers quarters at Donkoto	61,174.83	-		
607	1620094	Const. of teachers quarters at Gyereso	61,174.83	-		
608	1620095	Const. of teachers quarters at Botrampa	61,174.83	-		

PUBLIC INVESTMENT PLAN (PIP) FOR ON-GOING PROJECTS FOR THE MTEF (2021-2024) - GH¢

MDA: Office of Government Machinery (Middle Belt Authority)

Funding Source: ABFA

Budget Ceiling:

88,626,518.95 164,682,683.77 152,251,075.22 292,881,014.46

			Allotment Based on the MTEF (2021-2024)			
#	Code	Contract	2021	2022	2023	2024
609	1620100	Const. of 1No.teachers quartres at Congo No. 3	137,643.38	-		
610	1620101	Const. of police quarters (Off. & accommodation) at Nsuta	152,937.08	-		
611	1620103	Const. of teachers bungalow at Agogoso	61,174.83	-		
612	1620107	Const. of Doctor's bungalow at Juansa	61,174.83	-		
613	1620110	Const. of Teachers Bungalow at Nsuta Kwamang Beposo	61,174.83	-		
614	0218189	Const of 3unit CLB(jhs) at Pampaso	76,468.54	-		
615	0220405	Const of 1No. 3unit KG blk at Koobritwum	76,468.54	-		
616	0220426	Const. of 3unit Clrm block at Bedomase Meth. Sch	76,468.54	-		

PUBLIC INVESTMENT PLAN (PIP) FOR ON-GOING PROJECTS FOR THE MTEF (2021-2024) - GH¢

MDA: Office of Government Machinery (Northern Development Authority)

Funding Source: GOG

Budget Ceiling:

65,709,977.97 69,514,522.46 63,885,514.78 3,547,368.41

			Allotment Based on the MTEF (2021-2024)			
#	Code	Contract	2021	2022	2023	2024
1	1020036	Spot improvement KONSI	258,000.00	133,921.90	124,078.10	-
2	1519035	Prov of Elect.ric poles - 100No at Namoolug	105,187.50	54,600.43	50,587.07	-
3	0219505	Rehab of Ripped off School at Yorgu	202,899.96	105,320.73	97,579.23	-
4	0220072	Provision of Mono Desks LAMBUSSIE	538,749.00	279,652.29	259,096.71	-
5	0220082	Rehabilitation of 4-unit Classroom Block BUSA	34,000.00	17,648.62	16,351.38	-
6	0519148	Construction of Hospital Ward at Bimbilla Hospital	469,805.00	243,865.03	225,939.97	-
7	0620014	Gravelling of Hospital FUMBISI	278,000.00	144,303.44	133,696.56	-
8	1019387	Reshaping of Farm Roads at Sobiba-Sajjagbaln road	465,476.00	241,617.95	223,858.05	-
9	1019388	Reshaping of Farm Roads at Bakundiba-Nnaboni road	452,600.00	234,934.31	217,665.69	-
10	1019394	Reshaping and gravelling of roads at Kanvili Tuunayili - Cemetery road	349,384.62	181,357.57	168,027.05	-
11	1020003	GRAVELLING OF ROAD at Dohini	217,052.00	112,666.73	104,385.27	-
12	1020004	Reshaping and regravelling road 2km target link	298,213.00	154,795.55	143,417.45	-
13	1020011	SPOT IMPROVEMENT Nanton	529,949.20	275,084.51	254,864.69	-
14	1020013	Regravelling and Spot improvement 3Km Natindo	356,894.00	185,255.51	171,638.49	-
15	1020019	Reshaping and gravelling of road Jatiman	277,600.00	144,095.81	133,504.19	-
16	1020020	Spot improvement and regarvelling of Chando -Takoradi	532,885.56	276,608.71	256,276.85	-
17	1020033	Opening up of New Road WOGU	291,780.00	151,456.33	140,323.67	-

PUBLIC INVESTMENT PLAN (PIP) FOR ON-GOING PROJECTS FOR THE MTEF (2021-2024) - GH¢

MDA: Office of Government Machinery (Northern Development Authority)

Funding Source: GOG

Budget Ceiling:

65,709,977.97 69,514,522.46 63,885,514.78 3,547,368.41

			Allotment Based on the MTEF (2021-2024)			
#	Code	Contract	2021	2022	2023	2024
18	1020034	Opening up of New Road DUANG	194,580.00	101,002.03	93,577.97	-
19	1020035	Opening up of New Road ISSAH	162,180.00	84,183.93	77,996.07	-
20	1020037	Spot improvement PIINA	232,000.00	120,425.89	111,574.11	-
21	1020038	Spot improvement LIERO	508,397.00	263,897.26	244,499.74	-
22	1020039	Spot improvement HAMILE	460,989.10	239,288.90	221,700.20	-
23	1020040	Construction of road WULLING	705,700.00	366,312.73	339,387.27	-
24	1020041	Construction of road DOGO	230,300.00	119,543.46	110,756.54	-
25	1020042	Spot improvement of Wa-Charia road	285,000.00	147,936.98	137,063.02	-
26	1220005	Rehabilitation of Irrigation System KARNI	399,500.00	207,371.31	192,128.69	-
27	1320038	Drilling of 25No Borehole ZAMZA	750,000.00	389,307.85	360,692.15	-
28	1320039	Drilling of 10No Boreholes with Hand fitted Pumps	300,000.00	155,723.14	144,276.86	-
29	1320041	Drilling and Construction of Boreholes (20No)BONGO	600,000.00	311,446.28	288,553.72	-
30	1320043	Drilling of 8No Boreholes PAGA	240,000.00	124,578.51	115,421.49	-
31	1320044	Drilling of 6No Boreholes GASONGO	180,000.00	93,433.88	86,566.12	-
32	1320045	Drilling of 6No Boreholes CHANIA	180,000.00	93,433.88	86,566.12	-
33	1320046	Drilling and construction of Boreholes with Hand pump KALEO	625,500.00	324,682.75	300,817.25	-
34	1320048	Drilling and construction of Boreholes with Hand pump	569,500.00	295,614.43	273,885.57	-

PUBLIC INVESTMENT PLAN (PIP) FOR ON-GOING PROJECTS FOR THE MTEF (2021-2024) - GH¢

MDA: Office of Government Machinery (Northern Development Authority)

Funding Source: GOG

Budget Ceiling:

65,709,977.97 69,514,522.46 63,885,514.78 3,547,368.41

			Allotment Based on the MTEF (2021-2024)			
#	Code	Contract	2021	2022	2023	2024
35	1320049	Construction of 3No Boreholes with fitted Hand Pump	269,000.00	139,631.75	129,368.25	-
36	1320053	Drilling and Mechanization of 2No. Boreholes TAMPIENI	107,000.00	55,541.25	51,458.75	-
37	1320054	Drilling and Mechanization of 2No. Boreholes DANDAFURO	108,000.00	56,060.33	51,939.67	-
38	1320055	Drilling and Mechanization of 9No Boreholes DEGU	495,000.00	256,943.18	238,056.82	-
39	1320058	Drilling and Mechanization of 4No. Boreholes KAMBALI	314,700.00	163,353.57	151,346.43	-
40	1320060	Drilling and Mechanization of 4No. Boreholes KAGURI	219,500.00	113,937.43	105,562.57	-
41	1320061	Drilling and Mechanization of 4No. Boreholes BUSA	328,500.77	170,517.24	157,983.53	-
42	1519028	Prvsn of Elect'y(Poles,Conductors, Transfmrs & other Elect'ls), Nadodo	919,234.21	477,153.46	442,080.75	-
43	1519074	Rural Electrification at Wayamba	124,590.00	64,671.82	59,918.18	-
44	1519075	Rural Electrification at Zali	124,590.00	64,671.82	59,918.18	-
45	1519076	Rural Electrification at Tibogu	124,590.00	64,671.82	59,918.18	-
46	1519077	Rural Electrification at Sakoya-Yabogo	233,899.12	121,411.68	112,487.44	-
47	1519078	Rural Electrification at Kpunkpano	251,155.90	130,369.28	120,786.62	-
48	1519079	Rural Electrification at Warivi	150,000.00	77,861.57	72,138.43	-
49	1519081	Rural Electrification at Bachabordo	230,000.00	119,387.74	110,612.26	-
50	1519084	Rural Electrification (Provsn of Electric pools) at Takpalb	106,000.68	55,022.53	50,978.15	-
51	1520001	Extension of Street Lights Vittin	144,123.00	74,810.95	69,312.05	-

PUBLIC INVESTMENT PLAN (PIP) FOR ON-GOING PROJECTS FOR THE MTEF (2021-2024) - GH¢

MDA: Office of Government Machinery (Northern Development Authority)

Funding Source: GOG

Budget Ceiling:

65,709,977.97 69,514,522.46 63,885,514.78 3,547,368.41

			Allotment Based on the MTEF (2021-2024)			
#	Code	Contract	2021	2022	2023	2024
52	1520002	Provision of Electricity to Communities kanvilli	312,789.25	162,361.75	150,427.50	-
53	1520003	Provision of Electricity to Communities Nyanshegu	328,542.33	170,538.81	158,003.52	-
54	1520004	Rural Electrification Gbanyamni in Tamale North	382,679.42	198,640.14	184,039.28	-
55	1520009	Rural Electrification Tinsung	439,686.94	228,231.44	211,455.50	-
56	1520010	Rural Electrification Nachamba	214,213.00	111,193.07	103,019.93	-
57	1520011	Rural Electrification Bekpanjibe	236,142.00	122,575.91	113,566.09	-
58	1520012	Rural Electrification Nkalinbani	254,123.00	131,909.44	122,213.56	-
59	1520013	Rural Electrification Sabonjida	202,768.00	105,252.23	97,515.77	-
60	1520017	Rural Electrification of selected communities Wulensi	1,319,746.00	685,049.97	634,696.03	-
61	1520030	Provision of 165 electric poles BAWKU	192,843.75	100,100.78	92,742.97	-
62	1520031	Provision of 165 electric poles BAWKU	192,843.75	100,100.78	92,742.97	-
63	1520032	Provision of 455 electric poles BAWKU	531,781.25	276,035.49	255,745.76	-
64	1520033	Provision of 175 electric poles TAMPIZUA	204,531.25	106,167.49	98,363.76	-
65	1520034	Provision of 125 electric poles ZUARUNGU	146,093.75	75,833.92	70,259.83	-
66	1520037	Rural Electrification PAGA	140,250.00	72,800.57	67,449.43	-
67	1520040	Rural Electrification JANG-GONLE	212,000.00	110,044.35	101,955.65	-
68	1520044	Rural Electrification DA - NDA	45,272,009.28	23,499,664.73	21,772,344.55	-

PUBLIC INVESTMENT PLAN (PIP) FOR ON-GOING PROJECTS FOR THE MTEF (2021-2024) - GH¢

MDA: Office of Government Machinery (Northern Development Authority)

Funding Source: GOG

Budget Ceiling:

65,709,977.97 69,514,522.46 63,885,514.78 3,547,368.41

			Allotment Based on the MTEF (2021-2024)			
#	Code	Contract	2021	2022	2023	2024
69	1620004	Opening up of Kumbungu Township Roads	382,856.43	198,732.02	184,124.41	-
70	2020001	Reshapn and Spot Imprvm't of SHS Park - Ambulance Centre Rd, Kumbung	272,185.52	141,285.28	130,900.24	-
71	0219368	Const of 3Unt CLB , Off, 4-S'tr KVIP, 2Unt Urnal & Furn, Kulkpanga P/S	420,000.00	218,012.40	201,987.60	-
72	1019497	Spot Improvement of road at Yunyoo-Bunbuna road (4km)	148,654.00	77,162.89	71,491.11	-
73	1520021	Community Electrification Ziemoug	305,000.00	158,318.53	146,681.47	-
74	0219367	Const of 3Unt CLB, Off, 4-S'tr KVIP, 2Unt Urnal & Furn,Gundogu P/S	414,000.00	214,897.93	199,102.07	-
75	1019476	Expansion up of New Road at Kojokpere-Bonyiri-Jolinyiri (15km)	243,180.00	126,229.18	116,950.82	-
76	1019498	Spot Improvement of road at Jimbale- Gbeduri road (5.2km)	177,925.00	92,356.80	85,568.20	-
77	1020006	Opening up and gravelling of 3km road Mmanaayili	380,384.62	197,448.96	182,935.66	-
78	1020015	Regravelling and Spot improvement 3 Km Sabari	395,692.56	205,394.96	190,297.60	-
79	1020018	Spot improvement and rehabilitation of a broken Box Culvert-Kumdi	49,371.04	25,627.38	23,743.66	-
80	1020141	Regravelling 1.7Km road and construction of drains Sanagrigu	150,514.54	78,128.66	72,385.88	-
81	1319496	Drilling & mechanization of Boreholes at Pologo-Bossiya	214,500.00	111,342.04	103,157.96	-
82	1319573	Drilling of 1 No. Borehole at Bolgatinga	204,000.00	105,891.73	98,108.27	-
83	1320005	Spot Improvement and construction of trapezoidal drains Mums road	454,123.00	235,724.86	218,398.14	-
84	1320020	Drilling of 20 Boreholes with Hand Fitted Pumps Nabdam	450,000.00	233,584.71	216,415.29	-
85	1320021	Drilling of 10No Boreholes with Hand Fitted Pumps Sandema	150,000.00	77,861.57	72,138.43	-

PUBLIC INVESTMENT PLAN (PIP) FOR ON-GOING PROJECTS FOR THE MTEF (2021-2024) - GH¢

MDA: Office of Government Machinery (Northern Development Authority)

Funding Source: GOG

Budget Ceiling:

65,709,977.97 69,514,522.46 63,885,514.78 3,547,368.41

			Allotment Based on the MTEF (2021-2024)			
#	Code	Contract	2021	2022	2023	2024
86	1320028	Mechanized Water Systems BAARE	74,000.00	38,411.71	35,588.29	-
87	1320029	Mechanized Water Systems WINKONGO	74,000.00	38,411.71	35,588.29	-
88	1320034	Drilling and mechanization of 5No Boreholes KANTAGA	357,500.00	185,570.07	171,929.93	-
89	1320035	Drilling and mechanization of 5No Boreholes ZUARUNGU	429,000.00	222,684.09	206,315.91	-
90	1320036	Drilling and mechanization of 6No Boreholes KUMBOSCO	429,000.00	222,684.09	206,315.91	-
91	1320052	Construction of 37No Boreholes with fitted Hand Pump	1,110,000.00	576,175.62	533,824.38	-
92	1519013	Ext of Elect'y to Slctd Cmtys(Prov of Wooden Poles) at Kalpohin Yagni	93,834.80	48,707.50	45,127.30	-
93	1519027	Rural Electrification at Dondoni	200,145.50	103,890.95	96,254.55	-
94	1519034	Prov of Elect.ric poles - 100No at Tindongo	70,125.00	36,400.28	33,724.72	-
95	1519106	Community Elect./Extension at Nyongbare	864,000.00	448,482.64	415,517.36	-
96	1520007	Rural Electrification Chegu	214,981.54	111,592.00	103,389.54	-
97	1520008	Rural Electrification Mayifuni	206,513.14	107,196.25	99,316.89	-
98	1520022	Community Electrification/ExtensionZongo	720,000.00	373,735.53	346,264.47	-
99	1520023	Community Electrification/Extension Logre	188,000.00	97,586.50	90,413.50	-
100	1520024	Community Electrification Dagleiga	420,000.00	218,012.40	201,987.60	-
101	1520025	Community Electrification Zanleerigu	303,000.00	157,280.37	145,719.63	-
102	1719021	Gravelling and Spreading of Chippings at a lorry Park at Savelugu	730,000.00	378,926.31	351,073.69	-

PUBLIC INVESTMENT PLAN (PIP) FOR ON-GOING PROJECTS FOR THE MTEF (2021-2024) - GH¢

MDA: Office of Government Machinery (Northern Development Authority)

Funding Source: GOG

Budget Ceiling:

65,709,977.97 69,514,522.46 63,885,514.78 3,547,368.41

			Allotment Based on the MTEF (2021-2024)			
#	Code	Contract	2021	2022	2023	2024
103	1019505	Sectional Gravelling of a feeder road at Mpaha - Tamaklan road (9km)	346,200.00	179,704.50	166,495.50	-
104	1019506	Spot improvement of a feeder road at Kacerise- Nekpegu road (9.5km)	289,200.00	150,117.11	139,082.89	-
105	1319402	Const. of 16-Seater Water Closet Toilets at TagrayiriCentral Mosque	315,000.00	163,509.30	151,490.70	-
106	1320030	Mechanized Water Systems KULPELIGA	74,000.00	38,411.71	35,588.29	-
107	1320033	Drilling and Installation of Hand Pump for 15No Boreholes TALENSI	300,000.00	155,723.14	144,276.86	-
108	1519102	Community Elect./Extension at Nangodi Daborin Yakoti	217,000.00	112,639.74	104,360.26	-
109	1520018	Procurement of 200 low tension electric poles Binduri	350,625.00	182,001.42	168,623.58	-
110	1020016	Regravelling and Spot improvement 3km Sabari	285,614.23	148,255.82	137,358.41	-
111	2120001	Construction of Butcher House Denugu	450,000.00	233,584.71	216,415.29	-
112	1019392	Const of access/farm roads & 2 No Culvrts at Yendi-Balogu-Sikafuo road	574,728.87	298,328.61	276,400.26	-
113	1019451	Construction of Culverts at EP SEC - Sagigbaln road	234,500.00	121,723.59	112,776.41	-
114	1019454	Construction of a Roads at Wulensi-Giman	633,462.96	328,816.14	304,646.82	-
115	1019480	Const. of road at Tizza Nimbare-Kompore road	461,500.00	239,554.10	221,945.90	-
116	1020005	Opening up and gravelling of 3km road Larini	395,384.62	205,235.11	190,149.51	-
117	1020014	Regravelling and Spot improvement 2.3Km Kpaliga	526,800.00	273,449.83	253,350.17	-
118	1020021	Constion of a 1 no. Bridge and regravelling of Juanayili-Kalegu Rd	1,246,158.00	646,852.12	599,305.88	-
119	1020022	Constion of 2m x 2m box culvrt, 1.8m x 1.8m and 1-1.2m x 1.2m Paansiya	595,971.10	309,354.97	286,616.13	-

PUBLIC INVESTMENT PLAN (PIP) FOR ON-GOING PROJECTS FOR THE MTEF (2021-2024) - GH¢

MDA: Office of Government Machinery (Northern Development Authority)

Funding Source: GOG

Budget Ceiling:

65,709,977.97 69,514,522.46 63,885,514.78 3,547,368.41

			Allotment Based on the MTEF (2021-2024)			
#	Code	Contract	2021	2022	2023	2024
120	1320019	Drilling of Boreholes with Hand Fitted Pumps, 60No Naate	1,110,000.00	576,175.62	533,824.38	-
121	1020017	Const of 3m x 3m & 2m x 2m Double Box Clvrts in the Tatale Con'cy	986,541.00	512,090.87	474,450.13	-
122	1320051	Construction of 9No. Boreholes LAMBUSSIE	269,900.00	140,098.92	129,801.08	-
123	1020026	Constion of 1 No. 3x2M Cell Culverts, Box, Max 8m long Tainchangu	350,000.00	181,677.00	168,323.00	-
124	1320018	Drilling of 40 Boreholes with Hand Fitted Pumps Binduri	740,000.00	384,117.08	355,882.92	-
125	1319404	Const. of 16-Seater Water Closet Toilets at Kabanye	314,500.00	163,249.76	151,250.24	-
126	0219400	Construction of a 3-Unit Classroom Block at Materido	458,241.87	237,862.88	220,378.99	-
127	1020032	Opening up of New Road TABIESI	290,780.00	150,937.25	139,842.75	-
128	1819019	Const. of Police Station at Kokoligu	329,100.24	170,828.41	158,271.83	-
129	2120003	Construction of 20-unit market stores Binduri	700,836.59	363,788.25	337,048.34	-
130	1919031	Const. of a Community Centre (Phase 1) at Daboya	1,036,550.00	538,049.40	498,500.60	-
131	1019453	Construction of a Roads at Wulensi-Tinageria	449,326.92	233,235.33	216,091.59	-
132	1020143	Rehab of SELCT Rd in Kpatinga 1.45km bitumen SURF, concrete U-Drains	231,150.00	119,984.68	111,165.32	-
133	1319245	Construction of 6-Seater KVIP Toilet at Nayilifong	75,000.00	38,930.78	36,069.22	-
134	1319246	Drilling of Boreholes at Pudua	115,100.00	59,745.78	55,354.22	-
135	1320003	Construction of 12 Seater KVIP Gukpegutua	230,124.00	119,452.11	110,671.89	-
136	0120001	Construction of 1No Health Insurance Office ZUARUNGU	298,800.00	155,100.25	143,699.75	-

PUBLIC INVESTMENT PLAN (PIP) FOR ON-GOING PROJECTS FOR THE MTEF (2021-2024) - GH¢

MDA: Office of Government Machinery (Northern Development Authority)

Funding Source: GOG

Budget Ceiling:

65,709,977.97 69,514,522.46 63,885,514.78 3,547,368.41

			Allotment Based on the MTEF (2021-2024)			
#	Code	Contract	2021	2022	2023	2024
137	0220025	Construction Of 3 Unit Clrm Blk, 4seater KVIP, Urinal Furn Wangulonio	453,258.12	235,275.92	217,982.20	-
138	0620013	Procurement of 50 Hospital Beds Bimbilla	238,200.00	123,644.17	114,555.83	-
139	1020023	Construction of 1No. Double 3m x 3m box culvert Gundogu	52,894.75	27,456.46	25,438.29	-
140	1020024	Rehabilitation of Link Road Nabugu	496,845.00	257,900.88	238,944.12	-
141	1020144	Rehab of SELCT Rd in Kpatinga, bitumen SURF, concrete U-Drains LOT 4	308,253.64	160,007.42	148,246.22	-
142	1020150	Rehab of SELCT Rd in Kpatinga 1.45km, bitumen SURF, concrete U-Drains	2,327,130.20	1,207,960.07	1,119,170.13	-
143	1319228	Drilling and Mechanization of Boreholes at Saguli	439,000.00	227,874.86	211,125.14	-
144	1319574	Drilling of 1 No. Borehole at Gbengberiga	204,000.00	105,891.73	98,108.27	-
145	1319626	Provsn of potable water from the White Volta at Tidrope Camp	1,036,550.00	538,049.40	498,500.60	-
146	1320024	Construction of 1No 12 - Seater Water Closet Toilet Facility BOLGA	243,700.00	126,499.10	117,200.90	-
147	1320032	Construction of 2No 10-Seater KVIP Toilet OBUAS	140,000.00	72,670.80	67,329.20	-
148	1320047	Construction of 10-seater KVIP toilet KANYINI	98,000.00	50,869.56	47,130.44	-
149	1320050	Construction of 9No. Boreholes LAMBUSSIE	268,900.00	139,579.84	129,320.16	-
150	1320057	Repair of small town water system CHARIA	218,000.00	113,158.81	104,841.19	-
151	1820001	Construction of Police Station KO	739,000.00	383,598.00	355,402.00	-
152	2120007	Construction of 1No 16-unit market stalls KO	431,500.00	223,981.78	207,518.22	-
153	2519005	Const. of a Youth Centre at Babile	476,900.00	247,547.88	229,352.12	-

PUBLIC INVESTMENT PLAN (PIP) FOR ON-GOING PROJECTS FOR THE MTEF (2021-2024) - GH¢

MDA: Office of Government Machinery (Northern Development Authority)

Funding Source: GOG

Budget Ceiling:

65,709,977.97 69,514,522.46 63,885,514.78 3,547,368.41

			Allotment Based on the MTEF (2021-2024)			
#	Code	Contract	2021	2022	2023	2024
154	1319277	Construction of Drainage at Kabowuli	303,518.81	157,549.67	145,969.14	-
155	1319619	Const. of 10-Seater Mechanized Toilet at Buipe-Warantu	208,400.00	108,175.67	100,224.33	-
156	1319247	Drilling of Boreholes at Montanaya	115,100.00	59,745.78	55,354.22	-
157	1319234	Construction of a Mechanized Borehole at Jagrido	309,076.00	160,434.28	148,641.72	-
158	1019409	Construction a Bridge at Kalegu	1,054,200.00	547,211.11	506,988.89	-
159	1319263	Drilling of Boreholes at Monchani	115,100.00	59,745.78	55,354.22	-
160	1320011	Construction of 4 No. Hand fitted Pump Boreholes (HP) Karaga	120,000.00	62,289.26	57,710.74	-
161	1320012	Rehabilitation and Extension of Sang Small Water System	232,895.00	120,890.47	112,004.53	-
162	1320017	Community Based Mechanized Water System(1no)	240,293.50	124,730.86	115,562.64	-
163	1320037	Construction of 12 -Seater toilet with BoreholeZUARUNGU	315,200.00	163,613.11	151,586.89	-
164	1320059	Construction of 12-Seater Water Closet Toilets KONTA	219,000.00	113,677.89	105,322.11	-
165	0620008	Cosntruction of Hospital Theatre NANDOM	719,800.00	373,631.72	346,168.28	-
166	1319244	Community Based Mechanized Water System at Bakpaba	235,293.50	122,135.48	113,158.02	-
167	1919029	Const. of Community Centre at Pungu	750,000.00	389,307.85	360,692.15	-
168	1020025	Constion of 1No Bridge at Bummbugu to Zaago to Binduril-Bazua Mkt Rd	410,000.00	212,821.62	197,178.38	-
169	1319259	Drilling of Boreholes at Juali	115,100.00	59,745.78	55,354.22	-
170	1020027	Constion of 1No 3x2M Cell Culverts, Box, Max Length 8m long Kultamise	350,000.00	181,677.00	168,323.00	-

PUBLIC INVESTMENT PLAN (PIP) FOR ON-GOING PROJECTS FOR THE MTEF (2021-2024) - GH¢

MDA: Office of Government Machinery (Northern Development Authority)

Funding Source: GOG

Budget Ceiling:

65,709,977.97 69,514,522.46 63,885,514.78 3,547,368.41

			Allotment Based on the MTEF (2021-2024)			
#	Code	Contract	2021	2022	2023	2024
171	1319217	Drilling and Mechanization of a Borehole at Tidjo	192,633.40	99,991.59	92,641.81	-
172	1319223	Drilling of a Borehole at Kuncha	150,668.00	78,208.31	72,459.69	-
173	1319251	Drilling of Boreholes at Gunguni	115,100.00	59,745.78	55,354.22	-
174	1319608	Const. of 2 Mechanized Boreholes at Bamboi	235,000.00	121,983.13	113,016.87	-
175	1319617	Const. of 10-Seater Mechanized Toilet at Mpaha	209,800.00	108,902.38	100,897.62	-
176	1320013	Drilling and Mechanization of a 1 No. Borehole Sakpe	227,207.00	117,937.96	109,269.04	-
177	1320040	Construction of 25 boreholes fitted with hand pumps	750,000.00	389,307.85	360,692.15	-
178	1320042	12 -Seater Water closet toilet with Mechanized Borehole-PAGA	315,200.00	163,613.11	151,586.89	-
179	1919028	Const. of Community Centre at Naaga	750,000.00	389,307.85	360,692.15	-
180	2120006	Construction of 16-unit Market PAGA	216,100.00	112,172.57	103,927.43	-
181	1319216	Drilling and Mechanization of a Borehole at Sambu	192,633.40	99,991.59	92,641.81	-
182	1319254	Drilling of Boreholes at Takoradi	115,100.00	59,745.78	55,354.22	-
183	1319297	Const. of Boreholes at Wechiau Bau	270,000.00	140,150.83	129,849.17	-
184	1319301	Const. of Boreholes at Piisie	29,000.00	15,053.24	13,946.76	-
185	1319413	Drilling&Mechanization of Boreholes at Chansa	329,100.00	170,828.28	158,271.72	-
186	1319570	Drilling of 1 No. Borehole at Jerigitinga	204,000.00	105,891.73	98,108.27	-
187	1319579	Drilling of 1 No. Borehole at Nagbai	204,000.00	105,891.73	98,108.27	-

PUBLIC INVESTMENT PLAN (PIP) FOR ON-GOING PROJECTS FOR THE MTEF (2021-2024) - GH¢

MDA: Office of Government Machinery (Northern Development Authority)

Funding Source: GOG

Budget Ceiling:

65,709,977.97 69,514,522.46 63,885,514.78 3,547,368.41

			Allotment Based on the MTEF (2021-2024)			
#	Code	Contract	2021	2022	2023	2024
188	1319625	Const. of 1 No Mechanized Borehole at Bockyepe	150,000.00	77,861.57	72,138.43	-
189	1320002	1 No. Mechanised Boreholes Dungu Kukuo	45,000.00	23,358.47	21,641.53	-
190	1320009	Construction and Mechanisation of Boreholes Pigu	165,000.00	85,647.73	79,352.27	-
191	1320016	Mechanised Boreholes Nahuyili	102,898.40	53,412.21	49,486.19	-
192	1319215	Drilling and Mechanization of a Borehole at Sakpe	192,633.40	99,991.59	92,641.81	-
193	1319224	Drilling of a Borehole at Mobii	150,668.00	78,208.31	72,459.69	-
194	1319243	Drill a Borehole at Gulkpegu Tua	27,025.00	14,028.06	12,996.94	-
195	1319261	Drilling of Boreholes at Lambombu	115,100.00	59,745.78	55,354.22	-
196	1319267	Drilling of Boreholes at Bandajua	115,100.00	59,745.78	55,354.22	-
197	1319271	Drilling of Boreholes at Moala	115,100.00	59,745.78	55,354.22	-
198	1319406	Drilling&Mechanization of Boreholes at Boli	329,100.00	170,828.28	158,271.72	-
199	1319407	Drilling&Mechanization of Boreholes at Yibile	439,000.00	227,874.86	211,125.14	-
200	1319417	Drilling&Mechanization of Boreholes at Busa-Tangzu	219,500.00	113,937.43	105,562.57	-
201	1320015	Construction of a 1 No. Mechanized 1Borehole Takudowdo	55,214.00	28,660.32	26,553.68	-
202	1320025	Construction of 1No 12 - Seater Water Closet Toilet Facility Kumbangre	243,700.00	126,499.10	117,200.90	-
203	1520042	Connection of Electricity TENDOMO	1,447,535.00	751,382.32	696,152.68	-
204	2519003	Construction of Community Centre at Karaga	775,000.00	402,284.78	372,715.22	-

PUBLIC INVESTMENT PLAN (PIP) FOR ON-GOING PROJECTS FOR THE MTEF (2021-2024) - GH¢

MDA: Office of Government Machinery (Northern Development Authority)

Funding Source: GOG

Budget Ceiling:

65,709,977.97 69,514,522.46 63,885,514.78 3,547,368.41

			Allotment Based on the MTEF (2021-2024)			
#	Code	Contract	2021	2022	2023	2024
205	1319268	Drilling of Boreholes at Nabayili	115,100.00	59,745.78	55,354.22	-
206	1319410	Drilling&Mechanization of Boreholes at Charingu	439,000.00	227,874.86	211,125.14	-
207	1019405	Rahab of Kpatinga Township Rds at Kpatinga	2,327,130.20	1,207,960.07	1,119,170.13	-
208	1319222	Drilling of a Borehole at Botuin	150,668.00	78,208.31	72,459.69	-
209	1319230	Drilling and Mechanization of Boreholes at Nantong Kpawumo	229,564.00	119,161.42	110,402.58	-
210	1319231	Drilling and Mechanization of Boreholes at Gburima Yapala	154,173.00	80,027.68	74,145.32	-
211	1319233	Construction of a Mechanized Borehole at Kumtumbiyili	52,032.00	27,008.62	25,023.38	-
212	1319257	Drilling of Boreholes at Nassanba	115,100.00	59,745.78	55,354.22	-
213	1319266	Drilling of Boreholes at Kpalsugu	115,100.00	59,745.78	55,354.22	-
214	1319269	Drilling of Boreholes at Kpalin	115,100.00	59,745.78	55,354.22	-
215	1319270	Drilling of Boreholes at Natinga	115,100.00	59,745.78	55,354.22	-
216	1319415	Drilling&Mechanization of Boreholes at Mangu	218,000.00	113,158.81	104,841.19	-
217	1319416	Drilling&Mechanization of Boreholes at Konjeihi	329,100.00	170,828.28	158,271.72	-
218	1319578	Drilling of 1 No. Borehole at Baaduri	204,000.00	105,891.73	98,108.27	-
219	1320004	Constion of 4 No. Mechanised Boreholes in Tamale North Constituency	220,000.00	114,196.97	105,803.03	-
220	1320014	Construction of a 1 No. Mechanized Borehole Zabzugu	309,076.00	160,434.28	148,641.72	-
221	1320871	Drilling and construction of 6 No hand punp boreholes Kumbungu	120,000.00	62,289.26	57,710.74	-

PUBLIC INVESTMENT PLAN (PIP) FOR ON-GOING PROJECTS FOR THE MTEF (2021-2024) - GH¢

MDA: Office of Government Machinery (Northern Development Authority)

Funding Source: GOG

Budget Ceiling:

65,709,977.97 69,514,522.46 63,885,514.78 3,547,368.41

			Allotment Based on the MTEF (2021-2024)			
#	Code	Contract	2021	2022	2023	2024
222	1620005	Construction of 2 No mechanised Boreholes Kumbungu	105,600.00	54,814.55	50,785.45	-
223	2019011	Const. of Multi-purpose Astro Turf at Kpalbe	1,300,000.00	674,800.27	625,199.73	-
224	1319248	Drilling of Boreholes at Chifilni	115,100.00	59,745.78	55,354.22	-
225	1319405	Const. of 16-Seater Water Closet Toilets at Dondoli/Jejedayiri	313,900.00	162,938.31	150,961.69	-
226	1320022	Constion of a 12-unit water closet Toilet with Mechz Borehole Sandema	243,700.00	126,499.10	117,200.90	-
227	1319235	Construction of a Mechanized Borehole at Kpalkpagu	309,076.00	160,434.28	148,641.72	-
228	1319412	Drilling&Mechanization of Boreholes at Sing	329,100.00	170,828.28	158,271.72	-
229	1319218	Drilling and Mechanization of a Borehole at Gunsii	192,633.40	99,991.59	92,641.81	-
230	1319250	Drilling of Boreholes at Apusaya	115,100.00	59,745.78	55,354.22	-
231	1319576	Drilling of 1 No. Borehole at Zigum	204,000.00	105,891.73	98,108.27	-
232	1320026	Drilling of 20No Boreholes with hand fitted pumps at Bolga	370,000.00	192,058.54	177,941.46	-
233	1320056	Construction of 12-Seater Water Closet Toilets WA	344,000.00	178,562.53	165,437.47	-
234	1319577	Drilling of 1 No. Borehole at Nanyeri	204,000.00	105,891.73	98,108.27	-
235	1320023	Construction of 1No 12 - Seater Water Closet Toilet Facility SOE	243,700.00	126,499.10	117,200.90	-

PUBLIC INVESTMENT PLAN (PIP) FOR ON-GOING PROJECTS FOR THE MTEF (2021-2024) - GHC

MDA: Office of Government Machinery (Northern Development Authority)

Funding Source: ABFA

Budget Ceiling:

95,359,300.08 86,118,467.66 79,617,534.75 153,157,961.69

			Allotment Based on the MTEF (2021-2024)			
#	Code	Contract	2021	2022	2023	2024
1	0220004	Rehab of 6 Unit Classroom Blk at Nyanshegu Our Lady Prim Sch	325,000.00	-	-	-
2	0219444	Prov of Classroom furniture (tables&chairs) at Apasinaba JHS	123,750.00	-	-	-
3	0219447	Rehab of a 3-unit Classroom Block at Kulbia	261,701.30	-	-	-
4	0219469	Prov of 400 Dual Desks for all schools in Ayopia	250,000.00	-	-	-
5	0219470	Prov of 450 Dual Desks for all schools in Gowrie	290,000.00	-	-	-
6	0219471	Prov of 500 Dual Desks for all schools in Salibga	315,000.00	-	-	-
7	0219481	Prov of 200 Dual Desks for all schools	128,453.00	-	-	-
8	0219484	Rehab of Naabongu Primary School Block at Nalerigu	171,802.77	-	-	-
9	0219485	Rehab of M/A Primary School Block at Nalerigu	135,816.52	-	-	-
10	0219522	Renovation of School Block at Nambena	743,500.00	-	-	-
11	0220003	Construct fence wall around Sakaafat English Arabic School	215,421.00	-	-	-
12	0220018	Rehab of 1no.3 unit Clrm Blk with office and store Yuni	214,943.00	-	-	-
13	0220030	Renovation of School block Wulensi Tadi	285,300.00	-	-	-
14	0220031	Renovation of 2no. Schools Bandajua	345,300.00	-	-	-
15	0220056	500 Classroom Furniture FUMBISI	309,375.00	-	-	-
16	0220069	Renovation of 6-unit Classroom Block ZAMBOGU	155,000.00	-	-	-
17	0220070	Renovation of 3-unit Classroom TANGASIE	175,500.00	-	-	-

PUBLIC INVESTMENT PLAN (PIP) FOR ON-GOING PROJECTS FOR THE MTEF (2021-2024) - GH¢

MDA: Office of Government Machinery (Northern Development Authority)

Funding Source: ABFA

Budget Ceiling:

95,359,300.08 86,118,467.66 79,617,534.75 153,157,961.69

			Allotment Based on the MTEF (2021-2024)			
#	Code	Contract	2021	2022	2023	2024
18	0220073	Provision of 500 Dual Desks	308,500.00	-	-	-
19	0220078	Dual desks for basic schools - 600 NAHADAQUE	371,250.00	-	-	-
20	0220243	Prvsn of 160 Desks to Basic Schs in Sandema & 200 Dual Dsks in Talensi	345,000.00	-	-	-
21	0520008	Rehabilitation and expansion of a CHPS compound Dorongo	254,218.36	-	-	-
22	0520013	Rehabilitation of Sapeliga Health Centre	350,000.00	-	-	-
23	0520022	Renovation of a CHPS Compound KPARE	100,010.00	-	-	-
24	1220004	Desilting of 6No Dams-PAGA	300,000.00	-	-	-
25	1520039	Rural Electrification Kaleo	409,000.00	-	-	-
26	1620013	Renovation of Teachers Quarters ADABOYA	400,000.00	-	-	-
27	2520001	Rehabilitation of Kusanaba Vocational Institute	500,000.00	-	-	-
28	0220001	Construct a 3-Unit Classroom Block , 4SeaterKVIP, Urinal Dabokpa	405,046.00	-	-	-
29	0219393	Const & Furn'sn of 3-Unit CLB with Off, Str & Urnal, Vittin Answariya	435,046.00	-	-	-
30	0219435	Prov of 350 Classroom Furniture at Bantafarigo	185,625.00	-	-	-
31	0219443	Rehab of a 3-unit Classroom Block at Damweo	176,910.06	-	-	-
32	0219451	Const. of 3-Unit Classroom Block at Kaare	720,000.00	-	-	-
33	0220002	Const & furnsh 3-Unit Clrm Blk , 4 S'tr KVIP, Urinal &Furn sanzirugu	455,046.00	-	-	-
34	0220019	Rehabilitation of 3 Unit Classroom block with office and store Zugu	211,654.00	-	-	-

MEDIUM TERM E

PUBLIC INVESTMENT PLAN (PIP) FOR ON-GOING PROJECTS FOR THE MTEF (2021-2024) - GH¢

MDA: Office of Government Machinery (Northern Development Authority)

Funding Source: ABFA

Budget Ceiling:

95,359,300.08 86,118,467.66 79,617,534.75 153,157,961.69

			Allotment Based on the MTEF (2021-2024)			
#	Code	Contract	2021	2022	2023	2024
35	0519171	Renovation of CHPS Compound at Kpatia	289,026.05	-	-	-
36	0520004	Renovation of Clinic Lifuur	232,500.00	-	-	-
37	1019470	Construction of Roads at Jisonaayili Old Town- New Town road	234,231.02	-	-	-
38	1220002	Rehabilitation and dredging of dams Sing, Toligu	764,999.89	-	-	-
39	1920001	Construction of a Youth Centre BAGRE	477,100.00	-	-	-
40	1920046	Construct fence wall around a public Cemetery Kalariga	221,560.00	-	-	-
41	0219482	Rehab of R/C Primary School Block at Sakogu	165,000.00	-	-	-
42	0620001	Construction of Maternity ward for Tatale	611,241.32	-	-	-
43	0219453	Cons. of 3-Unit Classroom Block at Dubila	380,100.00	-	-	-
44	0219476	Renovation of Existing Classroom Block at Saa Primary School	225,903.43	-	-	-
45	0219513	Const of 3-Unit Classroom Block at Busunu St. Peters JHS	719,580.00	-	-	-
46	0220024	Constion of 3-Unit Clrm Blk ,KVIP, Urinal and Furniture Toyondo	456,187.54	-	-	-
47	0220242	Contru Of 3 Unit Classrm Block, 4seater KVIP, Urinal Furni Materido	436,000.00	-	-	-
48	0519193	Const. of 4-unit Nurses Quarters at Naja	372,324.46	-	-	-
49	0620007	Construction of Hospital Ward WALLEMBALLE	300,000.00	-	-	-
50	1220003	Rehabilitation and Desilting of Sakoti Old Dam	290,000.00	-	-	-
		Rehabilitation of Divisional Police Commander's Residence OMBAGA	263,572.31	-	-	-



REPUBLIC OF GHANA

EXPENDITURE FRAMEWORK (MTEF)

FOR 2021-2024

PUBLIC INVESTMENT PLAN (PIP) FOR ON-GOING PROJECTS FOR THE MTEF (2021-2024) - GH¢

MDA: Office of Government Machinery (Northern Development Authority)

Funding Source: ABFA

Budget Ceiling:

95,359,300.08 86,118,467.66 79,617,534.75 153,157,961.69

			Allotment Based on the MTEF (2021-2024)			
#	Code	Contract	2021	2022	2023	2024
52	0219477	Renovation of Existing Classroom Block at Tedam Primary School	323,770.68	-	-	-
53	0620009	Construction of Neonatal Intensive Care Unit LAWRA	446,200.00	-	-	-
54	0220028	3-Unit Classroom Block, KVIP, Urinal and Furniture Kuncha	466,235.00	-	-	-
55	0219418	3-Units Classroom Block at Jijen	378,000.00	-	-	-
56	0219501	Const. of a 3-Unit Classroom Block at Moak	449,610.84	-	-	-
57	0219533	Const. of a 3-Unit Classroom Block at Teselima	445,760.00	-	-	-
58	0220008	Const& furnish a 3-Unit Clrm Blk 4 S'tr KVIP, Urinal &Furn at Zogbeli	450,910.00	-	-	-
59	0220017	Construction of 3-UNIT Classroom block, KVIP, Urinal Nanton	393,998.40	-	-	-
60	0220023	Constion of 3-Unit Clrm Blk, 4 seater KVIP and Urinal Nakundungu	430,000.00	-	-	-
61	0220033	Constion of a 3-Unit Clrm Blk , 4-Seater KVIP, Urinal Gnaani	404,000.00	-	-	-
62	0220053	Construction of a 3-Unit Classroom Block FUMBISI	380,100.00	-	-	-
63	0319115	Const. of Admin Block at Bussie SHTS at Bussie	773,342.83	-	-	-
64	0519095	Const. of A Fence Wall Phase 1 At Lawra Government Hosp.	663,500.00	-	-	-
65	0519176	Const. of CHPS Compound including furnishing at Dazongo	263,000.00	-	-	-
66	0520001	Construct CHPS and furnish Compound at gulkpegtua	597,250.00	-	-	-
67	0520003	Construction and furnishing of CHPS COMPOUND Jana	605,760.00	-	-	-
68	1220001	Rehabilitation of ware house Jana	258,880.00	-	-	-

PUBLIC INVESTMENT PLAN (PIP) FOR ON-GOING PROJECTS FOR THE MTEF (2021-2024) - GH¢

MDA: Office of Government Machinery (Northern Development Authority)

Funding Source: ABFA

Budget Ceiling:

95,359,300.08 86,118,467.66 79,617,534.75 153,157,961.69

			Allotment Based on the MTEF (2021-2024)			
#	Code	Contract	2021	2022	2023	2024
69	1620012	Construction of 2 - Bedroom Nurses Quarters BONGO	263,000.00	-	-	-
70	0219514	Const of 3-Unit Classroom Block at Laribanga E/A Primary School	718,900.00	-	-	-
71	0519163	CHPS Compound at Kroboi	301,500.00	-	-	-
72	1019452	Construction of Culverts at Jagun-Kukoo farm road	488,604.00	-	-	-
73	0219496	Const. of 1 No. 3- Unit classroom block at Bunkpurugu	449,000.89	-	-	-
74	0219528	Const. of a 3-Unit Classroom Block at Joboi	446,730.00	-	-	-
75	0219536	Const. of a 3-Unit CLB Block & 4-Seater KVIP Toilet at Chariso	446,050.00	-	-	-
76	0220036	Construction of 3-Unit Classroom Block Bantafarigo	380,100.00	-	-	-
77	0220051	3-Unit Classroom Block KANTIA	381,000.00	-	-	-
78	0220067	Construction of 3-Unit Classroom LOGGU	380,100.00	-	-	-
79	0420001	Constion of 2-unit Lecture Halls for Jirapa Nursing Training School	278,500.00	-	-	-
80	0519175	Const. of CHPS Compound including furnishing at Tindonsobligo	600,000.00	-	-	-
81	0519191	Const. of CHPS Compound at Tiakasu	599,451.10	-	-	-
82	1020029	Construction of 3UCB with Ancillary Facilities Boyanatinga	380,100.00	-	-	-
83	1620001	Construction of Techers Quarters Nanton	355,282.00	-	-	-
84	1620009	Constion of 1 No. 2-Storey Building with 20 No. locakable storesBAWKU	700,836.59	-	-	-
85	1620014	2-unit Teacher`s Quarters DUCIE	302,995.98	-	-	-

PUBLIC INVESTMENT PLAN (PIP) FOR ON-GOING PROJECTS FOR THE MTEF (2021-2024) - GHC

MDA: Office of Government Machinery (Northern Development Authority)

Funding Source: ABFA

Budget Ceiling:

95,359,300.08 86,118,467.66 79,617,534.75 153,157,961.69

			Allotment Based on the MTEF (2021-2024)			
#	Code	Contract	2021	2022	2023	2024
86	2119106	Market at Gwollu	700,800.00	-	-	-
87	0220012	Construct a 6-Unit Classroom Block , 4-SeaterKVIP, Urinal Aboabo	640,450.00	-	-	-
88	0219379	Construction of 3-Unit Classroom Block at Nogmado	474,121.60	-	-	-
89	0219380	Construction of 3-Unit Classroom Block at Kpalgbeni	405,500.00	-	-	-
90	0219396	Construction of a 6-Unit Classroom Block at Diare SHS	640,000.00	-	-	-
91	0219397	Construction of a 3-Unit Classroom Block at Dikpinli Primary School	457,000.00	-	-	-
92	0219417	3-Unit Classroom Block at Buo	379,000.00	-	-	-
93	0219431	Const. of 6-Unit Classroom Block at Atuba	828,900.00	-	-	-
94	0219436	3-Unit Day-Care Centre at Banyangsa Belimwazuk	343,700.00	-	-	-
95	0219462	Const. of 3-Unit Classroom Block at Woriyanga	380,100.00	-	-	-
96	0219474	Const of 3-Unit Classroom Block at Boania JHS	334,500.00	-	-	-
97	0219490	Const. of 3-Unit Classroom Block at Garigu	449,043.53	-	-	-
98	0219499	Const. of a 3-Unit Classroom Block at Bunbuna	450,000.00	-	-	-
99	0219517	Const. of a 3-Unit Classroom Block at Nyanyama	444,950.00	-	-	-
100	0219534	Const. of a 3-Unit CLB Block & 4-Seater KVIP Toilet at Gbongbonto	446,200.00	-	-	-
101	0219535	Const. of a 3-Unit CLB Block & 4-Seater KVIP Toilet at Nyangewurape	445,000.00	-	-	-
102	0220005	Construction of 3 Unit Classroom Block for Islamic School at Gburima	340,000.00	-	-	-

PUBLIC INVESTMENT PLAN (PIP) FOR ON-GOING PROJECTS FOR THE MTEF (2021-2024) - GHC

MDA: Office of Government Machinery (Northern Development Authority)

Funding Source: ABFA

Budget Ceiling:

95,359,300.08 86,118,467.66 79,617,534.75 153,157,961.69

			Allotment Based on the MTEF (2021-2024)			
#	Code	Contract	2021	2022	2023	2024
103	0220007	Const & furnsh 3 Untt Clrm Blk , 3-S'tr KVIP, Urinal & Furn at Dakpema	451,240.00	-	-	-
104	0220009	Construct a 6-Unit Classroom Block , 4-SeaterKVIP, Urinal at Salamba	636,780.00	-	-	-
105	0220020	Constion of 1No. 3-Unit Clrm Blk with ancillary facilities at Dalun	397,754.55	-	-	-
106	0220027	3-Unit Classroom Block, KVIP, Urinal and Furniture Namongbani	474,123.35	-	-	-
107	0220032	Construction of 3-Unit Classroom Block with Furniture Zakoli	358,268.95	-	-	-
108	0220040	Completion of 3-Unit Community initiated Classroom Block Sherigu	158,197.43	-	-	-
109	0220047	Construction of 3-Unit Classroom Block WAKII	380,100.00	-	-	-
110	0220052	Construction of a 3-Unit Classroom Block UWASI	380,100.00	-	-	-
111	0220065	Constructionof 3 - UCB CHIANA	300,000.00	-	-	-
112	0220074	Construction and furnishing of 3-Unit Classroom Block ZAGHE	449,100.00	-	-	-
113	0220075	3-Unit Classroom Block with SORBELLE	380,000.00	-	-	-
114	0320030	Renovation of Girls Dormitory Block at Sandema SHS	300,000.00	-	-	-
115	0519161	CHPS Compound at Torsor	599,000.00	-	-	-
116	0519172	Const. of a 20 bed Hospital Ward at Wiaga Hospital	663,500.00	-	-	-
117	0519182	Const. of CHPS Compound at Gagbiri	263,000.00	-	-	-
118	0520005	Cons't of CHPS Cmpd and Furnish with Mechz borehole Gareke	655,000.00	-	-	-
119	0520007	Construction of a CHPS Compound with Furnishing Zaring	600,000.00	-	-	-

PUBLIC INVESTMENT PLAN (PIP) FOR ON-GOING PROJECTS FOR THE MTEF (2021-2024) - GH¢

MDA: Office of Government Machinery (Northern Development Authority)

Funding Source: ABFA

Budget Ceiling:

95,359,300.08 86,118,467.66 79,617,534.75 153,157,961.69

			Allotment Based on the MTEF (2021-2024)			
#	Code	Contract	2021	2022	2023	2024
120	0520009	Construction of Early Childhood Development Centre DUBILA	381,000.00	-	-	-
121	0520014	Construction of CHPS Compound with Furnishing TUBONG	600,000.00	-	-	-
122	0520019	Construction of Mortuary facility-NADOWLI	315,500.00	-	-	-
123	0520020	Installation of Mortuary EquipmentNADOWLI	160,500.00	-	-	-
124	1019451	Construction of Culverts at Zali-Yepalsi road	396,635.30	-	-	-
125	1020028	Construction of 3UCB with Ancillary Facilities Tainchangu No 1	380,100.00	-	-	-
126	1020031	Construction of 6No Box Culverts BUGRI	240,000.00	-	-	-
127	1519114	Const. of Stalls/Markets at Chiana (extension)	216,100.00	-	-	-
128	1620002	Constion and Furnish of 1No. Mtrn'ty Blk at Kumbungu Health Centre	596,607.35	-	-	-
129	1620006	Constion I No. 2 Unit Teacher`s Bungalow semi-detached Kuntumbiyili	385,321.00	-	-	-
130	1620008	Construction of 1 No. 4-Unit Bedroom accommodation for KOLORE Nurses	608,200.00	-	-	-
131	1620010	Construction of 2 - Bedroom Nurses Quarters TUBONG	263,000.00	-	-	-
132	1620016	2-unit Teacher`s Quarters YAALA	304,050.50	-	-	-
133	1920049	Construction of Skills Development and Training Centre PIINA	387,987.65	-	-	-
134	1920050	Construction of a Town Hall NANDOM	630,896.00	-	-	-
135	2120002	Const of 1 No. 10-unit one-stry lockable str at the Savelugu new Mkt	498,000.00	-	-	-
136	0219430	Const. of 6-Unit Classroom Block at Binduri	828,900.00	-	-	-

PUBLIC INVESTMENT PLAN (PIP) FOR ON-GOING PROJECTS FOR THE MTEF (2021-2024) - GH¢

MDA: Office of Government Machinery (Northern Development Authority)

Funding Source: ABFA

Budget Ceiling:

95,359,300.08 86,118,467.66 79,617,534.75 153,157,961.69

			Allotment Based on the MTEF (2021-2024)			
#	Code	Contract	2021	2022	2023	2024
137	0219473	Const of 6-Unit Classroom Block at Alembilla	380,100.00	-	-	-
138	0219495	Const. of 1 No. 3- Unit classroom block at Tatara	449,605.00	-	-	-
139	0220048	Construction of 3-Unit Classroom Block KAARE	380,100.00	-	-	-
140	0220054	Construction of a 3-Unit Classroom Block BACHONSA	380,100.00	-	-	-
141	0519162	CHPS Compound at Komo	599,800.00	-	-	-
142	0219448	Const. of 3-Unit Classroom Block at Gbeogo Primary	380,100.00	-	-	-
143	0519144	Construction of a CHPS Compound at Buli	585,214.14	-	-	-
144	1519113	Const. of Stalls/Markets at Paga (extension)	216,100.00	-	-	-
145	0219409	Const. of 1 No 6-Unit CLB Blocks with Ancilliary Facilities at Wechiau	770,000.00	-	-	-
146	0520010	Construction of CHPS Compound with Furnishing KALAASA	600,000.00	-	-	-
147	0520012	Construction of 1No CHPS Compounds YIKURUGU	600,000.00	-	-	-
148	0219407	Const. of 1 No 6-Units CLB at Tabiesi E/A Primary	448,998.20	-	-	-
149	0219420	3-Units Classroom Block at Sunboru	380,000.00	-	-	-
150	0219434	Const. of 3-Unit Classroom Block at Bugwia	380,100.00	-	-	-
151	0219472	Const. of 6-Unit Classroom Block at Nawogenia	720,000.00	-	-	-
152	0519155	Const. of CHPS Compounds with facilities at Gonbile	597,000.00	-	-	-
153	0519164	Const. of Maternity Block at Busa Health Centre	214,200.00	-	-	-

PUBLIC INVESTMENT PLAN (PIP) FOR ON-GOING PROJECTS FOR THE MTEF (2021-2024) - GHC

MDA: Office of Government Machinery (Northern Development Authority)

Funding Source: ABFA

Budget Ceiling:

95,359,300.08 86,118,467.66 79,617,534.75 153,157,961.69

			Allotment Based on the MTEF (2021-2024)			
#	Code	Contract	2021	2022	2023	2024
154	0519167	Const. of CHPS Compound at Chasia	302,200.00	-	-	-
155	0519179	Const. of CHPS Compound at Sawaliga	298,800.00	-	-	-
156	0519190	Const. of CHPS Compound at Kabilani-Chere	599,690.56	-	-	-
157	0520021	Construction CHPS Compound DALANYIRI	594,000.00	-	-	-
158	0520025	Construction of CHPS Compound KUSALI	297,300.00	-	-	-
159	0620011	construction of 1 no. Maternity block Tolon	524,235.00	-	-	-
160	0620012	construction of Maternity block Karage	695,000.00	-	-	-
161	1320010	Construction of 13 No. Mechanised Boreholes Karaga	712,001.00	-	-	-
162	1420001	Construction of Medical Laboratory KOJOKPERE	445,802.62	-	-	-
163	1919027	Const. & furnishing of 1 No. 3-Units Lecture Hall at Lawra	443,900.00	-	-	-
164	0219532	Const. of a 2-Unit KG Classroom Block at Jentige	326,480.00	-	-	-
165	1620007	Construction 1 no. 2 Unit Nurse`s Quarters and furnish Woribogu	385,213.00	-	-	-
166	0219432	Const. of Early Child Development Centre at Songo	334,500.00	-	-	-
167	0219449	Const. of 3-Unit Classroom Block at Datoku primary	380,100.00	-	-	-
168	0219455	Const. of Early Childhood Development Centre at Animoah	334,500.00	-	-	-
169	0219500	Const. of a 3-Unit Classroom Block at Tema	448,955.23	-	-	-
170	0220011	Construct a 6-Unit Classroom Block , 4-SeaterKVIP, Urinal Warizehi	637,450.00	-	-	-

PUBLIC INVESTMENT PLAN (PIP) FOR ON-GOING PROJECTS FOR THE MTEF (2021-2024) - GHC

MDA: Office of Government Machinery (Northern Development Authority)

Funding Source: ABFA

Budget Ceiling:

95,359,300.08 86,118,467.66 79,617,534.75 153,157,961.69

			Allotment Based on the MTEF (2021-2024)			
#	Code	Contract	2021	2022	2023	2024
171	0220041	Construction of 3-unit Classroom Block Nyokoko	158,197.43	-	-	-
172	0220043	Construction of 2-Unit KG Block Zorbisi	287,000.00	-	-	-
173	0220057	Construction of 1No 6UCB ASOBILIGA	720,000.00	-	-	-
174	0220083	Construction of 6-Unit Classroom Block with ancilliary facilities	215,950.10	-	-	-
175	0519152	Const. of 1 No Operating Theatre at Daffiama Health Centre	402,545.96	-	-	-
176	0519187	Const. & furnishing of CHPS Compound at Zambulgu	599,375.39	-	-	-
177	0520002	Construction of CHIPS Compound Savelugu	550,000.00	-	-	-
178	0620005	Maternity ward CHEBOGGU	219,750.10	-	-	-
179	0220061	Construction of a 3-Unit Classroom Block LUNGO	380,100.00	-	-	-
180	1819020	Const. of Police Station at Chuchuliga	600,000.00	-	-	-
181	0219419	3-Units Classroom Block at Dolibizon	379,850.00	-	-	-
182	0219426	Const. & Furnishing of 1 No. 3-Unit CLB Block at Nawonyelle in Zambo	378,800.00	-	-	-
183	0219463	Const. of 3-Unit Classroom Block at Bussum	380,100.00	-	-	-
184	0219491	Const. of 6-Unit Classroom Block at Loagri	649,417.12	-	-	-
185	0219507	Const.&furnishing of a 3-Unit CLB Block at Kudani D/A JHS	449,520.56	-	-	-
186	0220055	Construction of a 3-Unit Classroom Block SAMSA	380,100.00	-	-	-
187	0520011	Construction of 1No CHPS KAARE	600,000.00	-	-	-

PUBLIC INVESTMENT PLAN (PIP) FOR ON-GOING PROJECTS FOR THE MTEF (2021-2024) - GH¢

MDA: Office of Government Machinery (Northern Development Authority)

Funding Source: ABFA

Budget Ceiling:

95,359,300.08 86,118,467.66 79,617,534.75 153,157,961.69

			Allotment Based on the MTEF (2021-2024)			
#	Code	Contract	2021	2022	2023	2024
188	0520023	Construction and furnishing of CHPS Compound WILJUA	599,000.00	-	-	-
189	0620002	Construction of Hospital Theatre NAVRONGO	1,023,500.00	-	-	-
190	0620006	Maternity Ward BUJAN	219,800.00	-	-	-
191	1020012	Construction of 2no. Anti Snake bite Centers Karaga	243,000.00	-	-	-
192	1020043	Spot improvement 9.20km AMBUR	657,000.00	-	-	-
193	1620011	Construction of 2 - Bedroom Nurses Quarters GAGBIRI	263,000.00	-	-	-
194	1920048	Construction of Library NAVRONGO	456,783.76	-	-	-
195	0219390	Const & Furn'sn of 3-Unit CLB with Off, Str & Urnal at Dungu Kukuo	400,046.00	-	-	-
196	0219454	Const. of Early Childhood Development Centre at Zuanrugu - Mossi	334,500.00	-	-	-
197	0219460	Const. of a 3-Unit Classroom Block at Kasiesa-Yipaala	380,100.00	-	-	-
198	0219475	Const of Early Childhood Development Centre at Chania	334,500.00	-	-	-
199	0220013	Construction of a 1No. 6-Unit Classroom Block Daire	640,000.00	-	-	-
200	0220059	Construction of 3-Unit Classroom Block BIENPELLA	263,000.00	-	-	-
201	0220066	Construction Of 3-Unit Classroom Block NAAH	380,100.00	-	-	-
202	0620004	Construction a Ward Medical with 20 beds PONYENTANGA	663,000.00	-	-	-
203	1620015	2-unit Teacher`s Quarters KPALWORGU	303,900.00	-	-	-
204	0219503	Const. of a 3-Unit Classroom Block at Tinsung	420,000.00	-	-	-

PUBLIC INVESTMENT PLAN (PIP) FOR ON-GOING PROJECTS FOR THE MTEF (2021-2024) - GH¢

MDA: Office of Government Machinery (Northern Development Authority)

Funding Source: ABFA

Budget Ceiling:

95,359,300.08 86,118,467.66 79,617,534.75 153,157,961.69

			Allotment Based on the MTEF (2021-2024)			
#	Code	Contract	2021	2022	2023	2024
205	0220016	Constion of 3-UNIT Clrm Blk, KVIP, Urinal and Furniture Kpenduli	456,743.50	-	-	-
206	0220021	Constion of 3-Unit Clrm Blk, 4 seater KVIP and Urinal GORGU	430,000.00	-	-	-
207	0220029	3 Unit Classroom block for Kpandai R/C primary school	460,000.00	-	-	-
208	0220080	Construction of 2-unit KG Block KPONGU	287,000.00	-	-	-
209	0519168	Const. of CHPS Compounds at Manga	298,800.00	-	-	-
210	0520016	Construction of CHPS Compound NAMOO	600,000.00	-	-	-
211	0520026	Furnishing of CHPS Compound KUSALI	300,900.00	-	-	-
212	1620018	Construction of 2-unit staff Quarters Goli	303,000.00	-	-	-
213	2120009	Construction of 1No 16-unit market stalls KOKOLIGU	215,820.50	-	-	-
214	0220049	Construction of 1 No. 3-Unit Classroom Block MANAGA	343,700.00	-	-	-
215	0220084	Construction of 2-unit KG AMBUR	445,900.00	-	-	-
216	0519169	Const. of CHPS Compounds at Narang	298,800.00	-	-	-
217	0520006	Const of CHPS Cmpd and Furnish with Mechz water cisterns Gambulugu	655,000.00	-	-	-
218	0220042	Construction of 3-unit Classroom BlockSumbrungu-Azorebisi	158,197.43	-	-	-
219	0220062	Construction of a 3-Unit Classroom Block with ancillary facilities	380,100.00	-	-	-
220	0220071	Construction of 1 No 6-Unit Classroom Blocks DORIMON	769,000.00	-	-	-
221	0220076	3-Unit Classroom Block with Ancillary Facilities NIMORO	380,100.00	-	-	-

PUBLIC INVESTMENT PLAN (PIP) FOR ON-GOING PROJECTS FOR THE MTEF (2021-2024) - GHC

MDA: Office of Government Machinery (Northern Development Authority)

Funding Source: ABFA

Budget Ceiling:

95,359,300.08 86,118,467.66 79,617,534.75 153,157,961.69

			Allotment Based on the MTEF (2021-2024)			
#	Code	Contract	2021	2022	2023	2024
222	0220079	2-unit KG Block NAHADAQUE	287,000.00	-	-	-
223	0620003	Construction of Operating Theatre KOJOKPERE	403,800.00	-	-	-
224	1420005	Construction of 50 Capacity ICT Lab Yorogo	570,678.98	-	-	-
225	1920047	Construction of Community Centre-NAAGA	546,987.00	-	-	-
226	2119112	Const. of 1No. 2-Storey building at Bawku Central Market	700,846.00	-	-	-
227	0219457	Const. of Early Childhood Development Centre at Dulugu	334,500.00	-	-	-
228	0219406	Const. of 2 No 3-Units CLBs at Bussie	145,755.95	303,744.29	-	-
229	0219422	3-Units Classroom Block at Dangi	-	379,000.00	-	-
230	0220077	3-Unit Classroom Block with Ancillary Facilities LULLO	-	379,100.00	-	-
231	0519149	Construction of Hospital Ward at Chamba Clinic	-	461,253.00	-	-
232	0520015	Construction of a CHPS Compound ZORKO	-	600,000.00	-	-
233	0219452	Const. of 1 No. 3-Unit Classroom KG Block at Manga	-	-	-	-
234	0520017	Construction of CHPS Compound BIELEKPONG	-	298,800.00	-	-
235	0520018	Furnishing of CHPS CompoundBielekpong	-	301,200.00	-	-
236	0520024	Construction and Furnishing of CHPS Compound LIERO	-	598,300.00	-	-
237	1620017	2-unit Teacher`s Quarters KATUA	-	304,050.50	-	-
238	1920036	Community Centre CHALLU	-	374,000.00	-	-

PUBLIC INVESTMENT PLAN (PIP) FOR ON-GOING PROJECTS FOR THE MTEF (2021-2024) - GH¢

MDA: Office of Government Machinery (Northern Development Authority)

Funding Source: ABFA

Budget Ceiling:

95,359,300.08 86,118,467.66 79,617,534.75 153,157,961.69

			Allotment Based on the MTEF (2021-2024)			
#	Code	Contract	2021	2022	2023	2024
239	2120004	Construction of Market Centres/stalls (16 units) BUGRE	-	216,100.00	-	-
240	2120008	Construction of 2No 16-unit market stalls KOKOLIGU	-	413,500.00	-	-
241	2120005	Construction of Market Centres/stalls (16 units) WORİYANGA	-	216,100.00	-	-
242	0220039	Constion of 2 - Storey 12 - Unit Clrm Blk for Nursing CollegeSandema	-	1,500,000.00	-	-
243						
244						
245						
246						
247						
248						
249						
250						
251						
252						
253						
254						
255						

PUBLIC INVESTMENT PLAN (PIP) FOR ON-GOING PROJECTS FOR THE MTEF (2021-2024) - GH¢

MDA: Office of Government Machinery (Northern Development Authority)

Funding Source: ABFA

Budget Ceiling:

95,359,300.08 86,118,467.66 79,617,534.75 153,157,961.69

			Allotment Based on the MTEF (2021-2024)			
#	Code	Contract	2021	2022	2023	2024
256						
257						
258						
259						
260						
261						
262						
263						
264						
265						
266						
267						
268						
269						
270						
271						
272						

PUBLIC INVESTMENT PLAN (PIP) FOR ON-GOING PROJECTS FOR THE MTEF (2021-2024) - GH¢

MDA: Office of Government Machinery (Northern Development Authority)

Funding Source: ABFA

Budget Ceiling:

95,359,300.08 86,118,467.66 79,617,534.75 153,157,961.69

			Allotment Based on the MTEF (2021-2024)			
#	Code	Contract	2021	2022	2023	2024
273						
274						
275						
276						
277						
278						
279						
280						
281						
282						
283						
284						
285						
286						
287						
288						
289						

PUBLIC INVESTMENT PLAN (PIP) FOR ON-GOING PROJECTS FOR THE MTEF (2021-2024) - GH¢

MDA: Office of Government Machinery (Northern Development Authority)

Funding Source: ABFA

Budget Ceiling:

95,359,300.08 86,118,467.66 79,617,534.75 153,157,961.69

			Allotment Based on the MTEF (2021-2024)			
#	Code	Contract	2021	2022	2023	2024
290						
291						
292						
293						
294						
295						
296						
297						
298						
299						
300						
301						
302						
303						
304						
305						
306						

PUBLIC INVESTMENT PLAN (PIP) FOR ON-GOING PROJECTS FOR THE MTEF (2021-2024) - GH¢

MDA: Office of Government Machinery (Northern Development Authority)

Funding Source: ABFA

Budget Ceiling:

95,359,300.08 86,118,467.66 79,617,534.75 153,157,961.69

			Allotment Based on the MTEF (2021-2024)			
#	Code	Contract	2021	2022	2023	2024
307						
308						
309						
310						
311						
312						
313						
314						
315						
316						
317						
318						
319						
320						
321						
322						
323						

PUBLIC INVESTMENT PLAN (PIP) FOR ON-GOING PROJECTS FOR THE MTEF (2021-2024) - GHC

MDA: Office of Government Machinery (Northern Development Authority)

Funding Source: ABFA

Budget Ceiling:

95,359,300.08 86,118,467.66 79,617,534.75 153,157,961.69

			Allotment Based on the MTEF (2021-2024)			
#	Code	Contract	2021	2022	2023	2024
324						
325						
326						
327						
328						



REPUBLIC OF GHANA

📍 Finance Drive, Ministries-Accra 📠 Digital Address: GA - 144-2024 📧 MB40, Accra - Ghana
☎ +233 302-747-197 📧 info@mofep.gov.gh 🌐 mofep.gov.gh 🐦 📘 @ministryoffinanceghana

© 2021. All rights reserved. No part of this publication may be stored in a retrieval system or transmitted in any or by any means, electronic, mechanical, photocopying, recording or otherwise without the prior written permission of the Ministry of Finance