



MINISTRY
OF
FINANCE

P.O.Box MB 40, Ministries, Accra
Digital Address : GA-144-2024

Kindly quote this number and date on all correspondence

My Ref. No. MoF/BDRU/BC/11/21.1

Your Ref. No. _____


Date. 17th/Nov./21

**FINAL BUDGET CEILINGS
PREPARATION OF THE 2022-2025 BUDGET ESTIMATES**

We forward for your information and further attention, the 2022-2025 Final Budget Ceilings for the preparation of the Budget Estimates of Ministries, Departments and Agencies (MDAs), and Metropolitan, Municipal and District Assemblies (MMDAs).

2. The 2022-2025 final Budget Ceilings provide detailed breakdown of the allocations from Tax Revenue, the Annual Budget Funding Amount (ABFA), Retained Internally Generated Funds (IGFs), and Development Partner (DP) Funds (project and programme loans and grants) for 2022 and the medium term (2023-2025).
3. MDAs are required to revise and finalise the capturing of their 2022 and medium-term budget estimates using the GIFMIS Budget Module (Hyperion) and the 2022-2025 Programme Based Budget (PBB) Estimates, within the given ceilings, to facilitate discussion during the Parliamentary Select Committee Hearings.
4. MDAs are required to complete data capture by close of day, Friday, 20th November 2021 to enable us review and provide quality assurance of the PBB Estimates and the data captured in the Hyperion.
5. Colleague Ministers are kindly entreated to own the process to avert any in-year expenditure virements.
6. We count on your continuous cooperation.

**ALL SECTOR MINISTERS /
HEADS OF INSTITUTIONS
ALL REGIONAL MINISTERS
ALL DISTRICT CHIEF EXECUTIVES**



CHARLES ADU BOAHEN
MINISTER OF STATE

Cc: Hon. Minister, MoF
The Hon. Dep. Ministers, MoF
The Chief Director, MoF
The Coordinating Directors, MoF
The Ag. Director of Budget, MoF

APPENDIX 4A: MDA EXPENDITURE ALLOCATION (GH¢) – 2022

Sn.	Ministries / Departments & Agencies	Retained IGF				Dev't Partner Funds				MDAs Total (DP & IGF)	Grand Total
		Wag. & Sal.	Goods & Serv.	CAPEX	Sub Tot.	Goods & Serv.	CAPEX	Sub Tot.	Sub Tot.		
1	Administration	2,916,000	214,308,000	46,860,000	264,084,000	472,788,000	539,017,000	1,011,805,000	1,275,889,000	8,044,073,000	
	Office of Government Machinery	-	53,781,000	9,525,000	63,306,000	19,457,000	-	19,457,000	82,763,000	3,130,663,000	
	o/w OGM Hqtrs and Agencies	-	53,781,000	9,525,000	63,306,000	19,457,000	-	19,457,000	82,763,000	827,766,000	
	o/w Public Enterprises	-	-	-	-	-	-	-	-	10,046,000	
	o/w Scholarship	-	-	-	-	-	-	-	-	300,000,000	
	o/w Micro Finance and Small Loans Centre	-	-	-	-	-	-	-	-	50,000,000	
	v Nation Builders Corps	-	-	-	-	-	-	-	-	520,000,000	
	v National Identification Authority	-	-	-	-	-	-	-	-	200,000,000	
	v Monitoring and Evaluation	-	-	-	-	-	-	-	-	-	
	v Zongo Development Fund	-	-	-	-	-	-	-	-	-	
	v Infrastructure for Poverty Eradication Programme (SDI Secretariat and Dev't Authorities)	-	-	-	-	-	-	-	-	154,200,000	
	o/w Home Rental Scheme	-	-	-	-	-	-	-	-	1,024,651,000	
	o/w Council of State	-	-	-	-	-	-	-	-	30,000,000	
2	Office of the Head of Civil Service	-	6,612,000	1,764,000	8,376,000	6,486,000	-	6,486,000	14,862,000	45,332,000	
	o/w OHCS Hqtrs and Agencies	-	6,612,000	1,764,000	8,376,000	6,486,000	-	6,486,000	14,862,000	41,332,000	
	o/w Promotion/ Recruitment/ Training	-	-	-	-	-	-	-	-	4,000,000	
3	Parliament of Ghana	-	-	-	-	-	-	-	-	510,777,000	
4	Audit Service	-	-	-	-	3,243,000	29,669,000	32,912,000	32,912,000	536,340,000	
5	Public Services Commission	-	-	-	-	6,486,000	-	6,486,000	6,486,000	24,492,000	
6	Electoral Commission	-	490,000	-	490,000	-	-	-	490,000	118,611,000	
7	Ministry of Foreign Affairs and Regional Integration	-	67,210,000	14,947,000	82,157,000	-	-	-	82,157,000	574,737,000	
8	Ministry of Finance	-	58,986,000	14,688,000	73,674,000	288,206,000	-	288,206,000	361,880,000	1,032,321,000	
	o/w MoF Hqtrs and Agencies	-	58,986,000	14,688,000	73,674,000	288,206,000	-	288,206,000	361,880,000	887,429,000	
	o/w Ghana Asset Management Company	-	-	-	-	-	-	-	-	1,425,000	
	o/w Venture Capital	-	-	-	-	-	-	-	-	5,000,000	
	o/w Mortgage Financing	-	-	-	-	-	-	-	-	100,000,000	
	o/w Public Interest and Accountability Committee	-	-	-	-	-	-	-	-	5,767,000	
	o/w Financial Intelligence Center	-	-	-	-	-	-	-	-	13,700,000	
	o/w Revenue Assurance, Compliance and Enforcement	-	-	-	-	-	-	-	-	25,000,000	
9	Ministry of Local Government, Decentralisation and Rural Development	2,916,000	5,639,000	1,197,000	9,752,000	148,910,000	509,348,000	658,258,000	658,010,000	1,861,353,000	
	o/w MLGDRD Hqtrs and Agencies	2,916,000	5,639,000	1,197,000	9,752,000	111,553,000	509,348,000	620,900,000	630,653,000	683,261,000	
	o/w Local Government Service (incl. RCCs and	-	-	-	-	37,357,000	-	37,357,000	37,357,000	908,092,000	
	o/w Regional Reorganisation and Development	-	-	-	-	-	-	-	-	210,000,000	
	o/w RCC Renovations	-	-	-	-	-	-	-	-	60,000,000	
10	National Media Commission	-	-	-	-	-	-	-	-	9,026,000	
11	National Development Planning Commission	-	-	-	-	-	-	-	-	22,409,000	
12	Ministry of Information	-	21,590,000	4,739,000	26,329,000	-	-	-	26,329,000	151,896,000	
	o/w Mol Hqtrs and Agencies	-	21,590,000	4,739,000	26,329,000	-	-	-	26,329,000	139,896,000	
	o/w Government Communication	-	-	-	-	-	-	-	-	12,000,000	
13	Right to Information Commission	-	-	-	-	-	-	-	-	18,005,000	
14	Ministry of Parliamentary Affairs	-	-	-	-	-	-	-	-	8,111,000	



APPENDIX 4A: MDA EXPENDITURE ALLOCATION (GH¢) – 2022

Snr.	Ministries / Departments & Agencies	Compensation of		Goods & Services		CAPEX		IGF		DP Funds		Grand Total
		Employees	GoG	GoG	ABFA	GoG	ABFA	GoG	ABFA	GoG	ABFA	
1	Administration	3,467,778,000	1,692,019,000	5,767,000	-	1,216,740,000	385,882,000	264,084,000	1,011,805,000	8,024,073,000		
	Office of Government Machinery	751,769,000	1,195,944,000	-	-	824,305,000	275,882,000	63,306,000	19,457,000	3,130,663,000		
	o/w OGM Hqtrs and Agencies	245,907,000	448,232,000	-	-	65,003,000	-	63,306,000	19,457,000	827,766,000		
	o/w Public Enterprises	-	7,371,000	-	-	2,675,000	-	-	-	10,046,000		
	o/w Scholarship	-	300,000,000	-	-	-	-	-	-	300,000,000		
	o/w Micro Finance and Small Loans Centre	-	50,000,000	-	-	-	-	-	-	50,000,000		
	o/w Nation Builders Corps	551,720,000	-	-	-	50,000,000	-	-	-	520,000,000		
	o/w National Identification Authority	-	150,000,000	-	-	-	-	-	-	200,000,000		
	o/w Monitoring and Evaluation	-	-	-	-	-	-	-	-	-		
	o/w Zongo Development Fund	-	154,200,000	-	-	-	-	-	-	154,200,000		
	o/w Infrastructure for Poverty Eradication Programme (SDI Secretariat and Dev't Authorities)	-	48,141,000	-	-	700,627,000	275,882,000	-	-	1,024,651,000		
	o/w Home Rental Scheme	-	30,000,000	-	-	-	-	-	-	30,000,000		
	o/w Council of State	-	8,000,000	-	-	6,000,000	-	-	-	14,000,000		
	Office of the Head of Civil Service	23,222,000	6,444,000	-	-	805,000	-	8,376,000	6,486,000	45,332,000		
	o/w CHCS Hqtrs and Agencies	23,222,000	2,444,000	-	-	805,000	-	8,376,000	6,486,000	41,332,000		
	o/w Promotion/ Recruitment/ Training	-	4,000,000	-	-	-	-	-	-	4,000,000		
3	Parliament of Ghana	242,000,000	205,027,000	-	-	63,750,000	-	-	-	510,777,000		
4	Audit Service	424,803,000	65,000,000	-	-	13,625,000	-	-	32,912,000	536,340,000		
5	Public Services Commission	9,151,000	5,091,000	-	-	3,765,000	-	-	6,486,000	24,492,000		
6	Electoral Commission	68,121,000	40,000,000	-	-	10,000,000	-	490,000	-	118,611,000		
7	Ministry of Foreign Affairs and Regional Integration	480,187,000	8,893,000	-	-	3,500,000	-	82,157,000	-	574,737,000		
8	Ministry of Finance	482,879,000	71,966,000	5,767,000	-	109,830,000	-	73,674,000	288,206,000	1,032,321,000		
	o/w MOF Hqtrs and Agencies	482,879,000	31,841,000	-	-	4,830,000	-	73,674,000	288,206,000	881,429,000		
	o/w Ghana Asset Management Company	-	1,425,000	-	-	-	-	-	-	1,425,000		
	o/w Venture Capital	-	5,000,000	-	-	-	-	-	-	5,000,000		
	o/w Mortgage Financing	-	-	-	-	100,000,000	-	-	-	100,000,000		
	o/w Public Interest and Accountability Committee	-	-	5,767,000	-	-	-	-	-	5,767,000		
	o/w Financial Intelligence Center	-	13,700,000	-	-	-	-	-	-	13,700,000		
	o/w Revenue Assurance, Compliance and Enforcement	-	20,000,000	-	-	5,000,000	-	-	-	25,000,000		
9	Ministry of Local Government, Decentralisation and Rural Development	856,889,000	54,575,000	-	-	171,879,000	110,000,000	9,752,000	658,258,000	1,861,353,000		
	o/w MLGDRD Hqtrs and Agencies	34,726,000	15,950,000	-	-	1,332,000	-	9,752,000	620,900,000	663,261,000		
	o/w Local Government Service (incl. RCCs and MMDAs)	822,163,000	38,624,000	-	-	9,947,000	-	-	37,357,000	908,092,000		
	o/w Regional Reorganisation and Development	-	-	-	-	100,000,000	110,000,000	-	-	210,000,000		
	o/w RCC Renovations	-	-	-	-	60,000,000	-	-	-	60,000,000		
10	National Media Commission	6,342,000	1,879,000	-	-	805,000	-	-	-	9,026,000		
11	National Development Planning Commission	6,329,000	12,624,000	-	-	3,456,000	-	-	-	22,409,000		
12	Ministry of Information	98,018,000	20,548,000	-	-	7,000,000	-	26,329,000	-	151,896,000		
	o/w Mol Hqtrs and Agencies	98,018,000	8,548,000	-	-	7,000,000	-	26,329,000	-	139,896,000		
	o/w Government Communication	-	12,000,000	-	-	-	-	-	-	12,000,000		
13	Right to Information Commission	14,705,000	3,000,000	-	-	300,000	-	-	-	18,005,000		
14	Ministry of Parliamentary Affairs	3,363,000	1,028,000	-	-	3,720,000	-	-	-	8,111,000		



APPENDIX 4A: MDA EXPENDITURE ALLOCATION (GH¢) – 2022

Sn.	Ministries / Departments & Agencies	Compensation of Employees			Goods and Services			Capital Expenditure			MDAs Total
		GoG	ABFA	Sub-total (GoG & ABFA)	GoG	ABFA	GoG	ABFA	Sub-total (GoG & ABFA)		
15	Economic	892,476,000	10,000,000	902,476,000	421,535,000	112,215,000	533,750,000	2,242,093,000			
	Ministry of Food and Agriculture	581,216,000	-	581,216,000	87,633,000	33,000,000	120,633,000	798,500,000			
	o/w MoFA Hqtrs and Agencies	10,216,000	-	10,216,000	35,720,000	-	35,720,000	142,587,000			
	o/w Planting for Food and Jobs	554,000,000	-	554,000,000	27,056,000	33,000,000	60,056,000	614,056,000			
	o/w Tree Crops Development Authority	15,000,000	-	15,000,000	-	-	-	15,000,000			
	o/w Pwalugu Multipurpose Dam Project	2,000,000	-	2,000,000	24,857,000	-	24,857,000	26,857,000			
3	Ministry of Fisheries and Aquaculture Development	1,499,000	-	1,499,000	3,500,000	2,000,000	5,500,000	22,817,000			
	o/w MoFAD Hqtrs and Agencies	1,499,000	-	1,499,000	-	2,000,000	2,000,000	19,317,000			
	o/w Anomabo Fisheries College	-	-	-	3,500,000	-	3,500,000	3,500,000			
7	Ministry of Lands and Natural Resources	168,302,000	10,000,000	178,302,000	4,662,000	12,000,000	16,662,000	490,765,000			
	o/w MLNR Hqtrs and Agencies	8,134,000	-	8,134,000	-	-	-	303,935,000			
	o/w National afforestation programme	107,000,000	-	107,000,000	-	-	-	107,000,000			
	o/w Ghana Integrated Aluminium Dev't Company	26,167,000	-	26,167,000	4,662,000	-	4,662,000	30,829,000			
	o/w Operation Vanguard (Anti-Galamsey Operations and REGSEC)	20,201,000	-	20,201,000	-	-	-	20,201,000			
	o/w Boundary Settlement Commission	3,800,000	-	3,800,000	-	-	-	3,800,000			
	o/w Ghana Integrated Iron and Steel Development Corp.	-	-	-	-	-	-	-			
	o/w Green Ghana Project	3,000,000	10,000,000	13,000,000	-	12,000,000	12,000,000	25,000,000			
	o/w Alternative Employment and Livelihood Project	9,600,000	-	9,600,000	-	-	-	9,600,000			
18	Ministry of Trade and Industry	270,000,000	-	270,000,000	30,000,000	-	30,000,000	300,000,000			
	o/w MOTI Hqtrs and Agencies	48,299,000	-	48,299,000	180,836,000	17,215,000	198,051,000	322,587,000			
	o/w One District One Factory Programme	4,819,000	-	4,819,000	3,500,000	-	3,500,000	84,556,000			
	o/w Africa Continental Free Trade Area Secretariat	21,745,000	-	21,745,000	177,336,000	17,215,000	194,551,000	216,296,000			
	o/w Business Development	6,200,000	-	6,200,000	-	-	-	6,200,000			
19	Ministry of Tourism, Arts and Culture	15,535,000	-	15,535,000	-	-	-	15,535,000			
	o/w Ministry of Environment, Science, Tech. and Innovation	6,747,000	-	6,747,000	2,000,000	-	2,000,000	67,441,000			
	o/w MESTI Hqtrs and Agencies	8,152,000	-	8,152,000	5,300,000	-	5,300,000	270,474,000			
	o/w Science and Technology Project	5,252,000	-	5,252,000	2,000,000	-	2,000,000	264,274,000			
21	Ministry of Energy	2,900,000	-	2,900,000	3,300,000	-	3,300,000	6,200,000			
	o/w MoEN Hqtrs and Agencies	78,261,000	-	78,261,000	137,604,000	48,000,000	185,604,000	269,509,000			
	o/w Petroleum Hub	55,261,000	-	55,261,000	107,604,000	48,000,000	155,604,000	216,509,000			
	o/w Nuclear Energy	20,000,000	-	20,000,000	30,000,000	-	30,000,000	50,000,000			
		3,000,000	-	3,000,000	-	-	-	3,000,000			



APPENDIX 4A: MDA EXPENDITURE ALLOCATION (GH¢) – 2022

Sr.	Ministries / Departments & Agencies	Retained GF				Dev't Partner Funds			MDAs Total (DP & IGf)	Grand Total
		Wag. & Sal.	Goods & Serv.	CAPEX	Sub Tot.	Goods & Serv.	CAPEX	Sub Tot.		
15	Economic	239,844,000	825,297,000	374,600,000	1,439,742,000	260,968,000	463,786,000	724,753,000	2,164,493,000	4,406,587,000
	Ministry of Food and Agriculture	-	8,851,000	2,724,000	11,575,000	168,780,000	124,316,000	293,096,000	304,671,000	1,103,171,000
	o/w MoFA Hqtrs and Agencies	-	8,851,000	2,724,000	11,575,000	168,780,000	124,316,000	293,096,000	304,671,000	447,258,000
	o/w Planting for Food and Jobs	-	-	-	-	-	-	-	-	614,056,000
	o/w Tree Crops Development Authority	-	-	-	-	-	-	-	-	15,000,000
	o/w Pwalugu Multipurpose Dam Project	-	-	-	-	-	-	-	-	26,657,000
16	Ministry of Fisheries and Aquaculture Development	-	30,536,000	20,282,000	50,819,000	-	6,486,000	6,486,000	57,304,000	80,122,000
	o/w MoFAD Hqtrs and Agencies	-	30,536,000	20,282,000	50,819,000	-	6,486,000	6,486,000	57,304,000	76,622,000
	o/w Anomabo Fisheries College	-	-	-	-	-	-	-	-	3,500,000
17	Ministry of Lands and Natural Resources	116,281,000	528,150,000	214,685,000	859,116,000	19,457,000	-	19,457,000	878,572,000	1,369,338,000
	o/w MLNR Hqtrs and Agencies	116,281,000	528,150,000	214,685,000	859,116,000	19,457,000	-	19,457,000	878,572,000	1,182,507,000
	o/w National afforestation programme	-	-	-	-	-	-	-	-	107,000,000
	o/w Ghana Integrated Aluminium Dev't Company	-	-	-	-	-	-	-	-	30,829,000
	o/w Operation Vanguard (Anti-Galamsey Operations and REGSEC)	-	-	-	-	-	-	-	-	20,201,000
	o/w Boundary Settlement Commission	-	-	-	-	-	-	-	-	3,800,000
	o/w Ghana Integrated Iron and Steel Development Corp.	-	-	-	-	-	-	-	-	25,000,000
	o/w Green Ghana Project	-	-	-	-	-	-	-	-	9,600,000
	o/w Alternative Employment and Livelihood Project	-	-	-	-	-	-	-	-	300,000,000
18	Ministry of Trade and Industry	23,875,000	115,788,000	58,745,000	198,408,000	48,642,000	32,428,000	81,070,000	279,478,000	602,064,000
	o/w MOTI Hqtrs and Agencies	23,875,000	115,788,000	58,745,000	198,408,000	48,642,000	32,428,000	81,070,000	279,478,000	364,034,000
	o/w One District One Factory Programme	-	-	-	-	-	-	-	-	216,296,000
	o/w Africa Continental Free Trade Area Secretariat	-	-	-	-	-	-	-	-	6,200,000
	o/w Business Development	-	-	-	-	-	-	-	-	15,535,000
19	Ministry of Tourism, Arts and Culture	-	12,089,000	3,736,000	15,825,000	16,214,000	16,214,000	32,428,000	48,253,000	115,694,000
20	Ministry of Environment, Science, Tech. and Innovation	80,774,000	120,769,000	65,831,000	267,374,000	1,389,000	35,619,000	37,008,000	304,382,000	574,856,000
	o/w MESTI Hqtrs and Agencies	80,774,000	120,769,000	65,831,000	267,374,000	1,389,000	35,619,000	37,008,000	304,382,000	568,656,000
	o/w Science and Technology Project	-	-	-	-	-	-	-	-	6,200,000
21	Ministry of Energy	18,914,000	9,114,000	8,597,000	36,625,000	6,486,000	248,723,000	255,208,000	291,833,000	561,342,000
	o/w MoEN Hqtrs and Agencies	18,914,000	9,114,000	8,597,000	36,625,000	6,486,000	248,723,000	255,208,000	291,833,000	508,342,000
	o/w Petroleum Hub	-	-	-	-	-	-	-	-	50,000,000
	o/w Nuclear Energy	-	-	-	-	-	-	-	-	3,000,000



APPENDIX 4A: MDA EXPENDITURE ALLOCATION (GH¢) – 2022

Ministries / Departments & Agencies	Compensation of		Goods & Services				CAPEX			IGF	DP Funds	Grand Total
	GoG	ABFA	GoG	ABFA	GoG	ABFA	GoG	ABFA				
									GoG			
Economic	805,867,000	892,476,000	10,000,000	421,535,000	112,215,000	1,439,742,000	724,753,000	4,406,587,000				
Ministry of Food and Agriculture	96,651,000	581,216,000	-	87,633,000	33,000,000	11,575,000	293,096,000	1,103,471,000				
o/w MoFA Hqtrs and Agencies	96,651,000	10,216,000	-	35,720,000	-	11,575,000	293,096,000	447,258,000				
o/w Planting for Food and Jobs	-	554,000,000	-	27,056,000	33,000,000	-	-	614,056,000				
o/w Tree Crops Development Authority	-	15,000,000	-	-	-	-	-	15,000,000				
o/w Pwalugu Multipurpose Dam Project	-	2,000,000	-	24,857,000	-	-	-	26,857,000				
16 Ministry of Fisheries and Aquaculture Development	15,818,000	1,499,000	-	3,500,000	2,000,000	50,819,000	6,486,000	80,122,000				
o/w MoFAD Hqtrs and Agencies	15,818,000	1,499,000	-	-	2,000,000	50,819,000	6,486,000	76,622,000				
o/w Anomabo Fisheries College	-	-	-	3,500,000	-	-	-	3,500,000				
17 Ministry of Lands and Natural Resources	295,801,000	168,302,000	10,000,000	4,662,000	12,000,000	859,116,000	19,457,000	1,369,338,000				
o/w MLNR Hqtrs and Agencies	295,801,000	8,134,000	-	-	-	859,116,000	19,457,000	1,182,507,000				
o/w National afforestation programme	-	107,000,000	-	-	-	-	-	107,000,000				
o/w Ghana Integrated Aluminium Dev't Company	-	26,167,000	-	4,662,000	-	-	-	30,829,000				
o/w Operation Vanguard (Anti-Galamsey Operations and REGSEC)	-	20,201,000	-	-	-	-	-	20,201,000				
o/w Boundary Settlement Commission	-	3,800,000	-	-	-	-	-	3,800,000				
o/w Ghana Integrated Iron and Steel Development Corp.	-	3,000,000	10,000,000	-	12,000,000	-	-	25,000,000				
o/w Green Ghana Project	-	9,600,000	-	-	-	-	-	9,600,000				
o/w Alternative Employment and Livelihood Project	-	270,000,000	-	30,000,000	-	-	-	300,000,000				
18 Ministry of Trade and Industry	76,237,000	48,299,000	-	180,836,000	17,215,000	198,408,000	81,070,000	602,064,000				
o/w MOTI Hqtrs and Agencies	76,237,000	4,819,000	-	3,500,000	-	198,408,000	81,070,000	364,034,000				
o/w One District One Factory Programme	-	21,745,000	-	177,336,000	17,215,000	-	-	216,296,000				
o/w Africa Continental Free Trade Area Secretariat	-	6,200,000	-	-	-	-	-	6,200,000				
o/w Business Development	-	15,535,000	-	-	-	-	-	15,535,000				
19 Ministry of Tourism, Arts and Culture	58,694,000	6,747,000	-	2,000,000	-	15,825,000	32,428,000	115,694,000				
20 Ministry of Environment, Science, Tech. and Innovation	257,022,000	8,152,000	-	5,300,000	-	267,374,000	37,008,000	574,856,000				
o/w MESTI Hqtrs and Agencies	257,022,000	5,252,000	-	2,000,000	-	267,374,000	37,008,000	568,656,000				
o/w Science and Technology Project	-	2,900,000	-	3,300,000	-	-	-	6,200,000				
21 Ministry of Energy	5,644,000	78,261,000	-	137,604,000	48,000,000	36,625,000	255,208,000	561,342,000				
o/w MoEN Hqtrs and Agencies	5,644,000	55,261,000	-	107,604,000	48,000,000	36,625,000	255,208,000	508,342,000				
o/w Petroleum Hub	-	20,000,000	-	30,000,000	-	-	-	50,000,000				
o/w Nuclear Energy	-	3,000,000	-	-	-	-	-	3,000,000				



APPENDIX 4A: MDA EXPENDITURE ALLOCATION (GH¢) – 2022

Sr.	Ministries / Departments & Agencies	Compensation of Employees	Goods and Services			Capital Expenditure			MDAs Total
			GoG	ABFA	Sub-total (GoG & ABFA)	GoG	ABFA	Sub-total (GoG & ABFA)	
	Infrastructure	152,373,000	233,005,000	-	233,005,000	1,631,506,000	1,015,721,000	2,647,228,000	3,032,604,000
22	Ministry of Sanitation and Water Resources	21,166,000	20,078,000	-	20,078,000	26,664,000	104,962,000	131,627,000	172,871,000
	o/w MoSWR Hqrs and Agencies	21,166,000	1,705,000	-	1,705,000	2,000,000	-	2,000,000	24,871,000
	o/w Water and Sanitation Initiative	-	18,373,000	-	18,373,000	24,664,000	104,962,000	129,627,000	148,000,000
23	Ministry of Works and Housing	22,181,000	12,039,000	-	12,039,000	297,046,000	19,776,000	316,822,000	351,041,000
	o/w MoWH Hqrs and Agencies	22,181,000	1,939,000	-	1,939,000	129,046,000	19,776,000	148,822,000	172,941,000
	o/w Dredging of White Volta	-	5,100,000	-	5,100,000	73,000,000	-	73,000,000	78,100,000
	o/w Affordable Housing	-	5,000,000	-	5,000,000	95,000,000	-	95,000,000	100,000,000
24	Ministry of Roads and Highways	67,206,000	2,201,000	-	2,201,000	1,044,289,000	690,983,000	1,735,272,000	1,804,679,000
	o/w MoRH Hqrs and Agencies	67,206,000	2,201,000	-	2,201,000	-	-	-	69,407,000
	o/w Roads Infrastructure	-	-	-	-	1,044,289,000	690,983,000	1,735,272,000	1,735,272,000
25	Ministry of Communications and Digitalisation	26,456,000	174,952,000	-	174,952,000	57,219,000	-	57,219,000	258,627,000
	o/w MoC Hqrs and Agencies	26,456,000	165,502,000	-	165,502,000	45,219,000	-	45,219,000	237,177,000
	o/w Cyber Security Authority	-	4,450,000	-	4,450,000	12,000,000	-	12,000,000	16,450,000
	o/w NTA Data Charges	-	5,000,000	-	5,000,000	-	-	-	5,000,000
26	Ministry of Railways Development	5,291,000	11,135,000	-	11,135,000	6,944,000	200,000,000	206,944,000	223,369,000
	o/w MoRD Hqrs and Agencies	5,291,000	1,738,000	-	1,738,000	-	-	-	7,029,000
	o/w Railways Development	-	9,396,000	-	9,396,000	6,944,000	200,000,000	206,944,000	216,340,000
27	Ministry of Transport	10,073,000	12,600,000	-	12,600,000	199,344,000	-	199,344,000	222,017,000
	o/w MoT Hqrs and Agencies	10,073,000	3,600,000	-	3,600,000	124,594,000	-	124,594,000	138,267,000
	o/w Fish Landing Sites	-	4,000,000	-	4,000,000	73,200,000	-	73,200,000	77,200,000
	o/w Aircraft Accident/Incident Investigation & Prevention Bureau	-	5,000,000	-	5,000,000	1,550,000	-	1,550,000	6,550,000



APPENDIX 4A: MDA EXPENDITURE ALLOCATION (GH¢) – 2022

Sn.	Ministries / Departments & Agencies	Retained IGF				Dev't Partner Funds				MDAs Total (DP & IGF)	Grand Total
		Wag. & Sal.	Goods & Serv.	CAPEX	Sub Tot.	Goods & Serv.	CAPEX	Sub Tot.			
22	Infrastructure	61,351,000	218,850,000	65,985,000	346,184,000	35,670,000	3,821,704,000	3,857,375,000	4,203,560,000	7,236,165,000	
	Ministry of Sanitation and Water Resources	-	25,742,000	16,707,000	42,448,000	25,942,000	559,774,000	585,717,000	628,165,000	801,036,000	
	o/w MoSWR Hqtrs and Agencies	-	25,742,000	16,707,000	42,448,000	25,942,000	559,774,000	585,717,000	628,165,000	653,036,000	
	o/w Water and Sanitation Initiative	-	-	-	-	-	-	-	-	148,000,000	
23	Ministry of Works and Housing	-	943,000	-	943,000	-	77,827,000	77,827,000	78,770,000	429,812,000	
	o/w MoWH Hqtrs and Agencies	-	943,000	-	943,000	-	77,827,000	77,827,000	78,770,000	251,712,000	
	o/w Dredging of White Volta	-	-	-	-	-	-	-	-	78,100,000	
	o/w Affordable Housing	-	-	-	-	-	-	-	-	100,000,000	
24	Ministry of Roads and Highways	-	11,773,000	12,758,000	24,531,000	9,728,000	2,161,735,000	2,171,463,000	2,195,995,000	4,000,673,000	
	o/w MoRH Hqtrs and Agencies	-	11,773,000	12,758,000	24,531,000	9,728,000	2,161,735,000	2,171,463,000	2,195,995,000	2,265,402,000	
	o/w Roads Infrastructure	-	-	-	-	-	-	-	-	1,735,272,000	
25	Ministry of Communications and Digitalisation	1,126,000	33,906,000	7,255,000	42,287,000	-	205,918,000	205,918,000	248,204,000	506,831,000	
	o/w MoC Hqtrs and Agencies	1,126,000	33,906,000	7,255,000	42,287,000	-	205,918,000	205,918,000	248,204,000	485,381,000	
	o/w Cyber Security Authority	-	-	-	-	-	-	-	-	16,450,000	
	o/w NITA Data Charges	-	-	-	-	-	-	-	-	5,000,000	
26	Ministry of Railways Development	-	1,902,000	476,000	2,378,000	-	350,222,000	350,222,000	352,600,000	575,970,000	
	o/w MoRD Hqtrs and Agencies	-	1,902,000	476,000	2,378,000	-	350,222,000	350,222,000	352,600,000	359,630,000	
	o/w Railways Development	-	-	-	-	-	-	-	-	216,340,000	
27	Ministry of Transport	60,225,000	144,584,000	28,789,000	233,597,000	-	466,228,000	466,228,000	699,826,000	921,843,000	
	o/w MoT Hqtrs and Agencies	60,225,000	144,584,000	28,789,000	233,597,000	-	466,228,000	466,228,000	699,826,000	838,093,000	
	o/w Fish Landing Sites	-	-	-	-	-	-	-	-	77,200,000	
	o/w Aircraft Accident/Incident Investigation & Prevention Bureau	-	-	-	-	-	-	-	-	6,550,000	




APPENDIX 4A: MDA EXPENDITURE ALLOCATION (GH¢) – 2022

S.n.	Ministries / Departments & Agencies	Compensation of Employees		Goods & Services			CAPEX		IGF	DP Funds	Grand Total
		GoG	GoG	GoG	ABFA	GoG	ABFA				
	Infrastructure	152,373,000	233,005,000	-	1,531,506,000	1,015,721,000	346,184,000	3,857,375,000	7,236,165,000		
22	Ministry of Sanitation and Water Resources	21,166,000	20,078,000	-	26,664,000	104,982,000	42,448,000	585,717,000	801,036,000		
	<i>o/w MOSWR Hqtrs and Agencies</i>	21,166,000	1,705,000	-	2,000,000	-	42,448,000	585,717,000	653,036,000		
	<i>o/w Water and Sanitation Initiative</i>	-	18,373,000	-	24,664,000	104,982,000	-	-	148,000,000		
3	Ministry of Works and Housing	22,181,000	12,039,000	-	297,046,000	19,776,000	943,000	77,827,000	429,812,000		
	<i>o/w MoWH Hqtrs and Agencies</i>	22,181,000	1,939,000	-	129,046,000	19,776,000	943,000	77,827,000	251,712,000		
	<i>o/w Dredging of White Volta</i>	-	5,100,000	-	73,000,000	-	-	-	78,100,000		
	<i>o/w Affordable Housing</i>	-	5,000,000	-	95,000,000	-	-	-	100,000,000		
24	Ministry of Roads and Highways	67,206,000	2,201,000	-	1,044,289,000	690,983,000	24,531,000	2,171,463,000	4,000,673,000		
	<i>o/w MoRH Hqtrs and Agencies</i>	67,206,000	2,201,000	-	-	-	24,531,000	2,171,463,000	2,265,402,000		
	<i>o/w Roads Infrastructure</i>	-	-	-	1,044,289,000	690,983,000	-	-	1,735,272,000		
25	Ministry of Communications and Digitalisation	26,456,000	174,952,000	-	57,219,000	-	42,287,000	205,918,000	506,831,000		
	<i>o/w MOC Hqtrs and Agencies</i>	26,456,000	165,502,000	-	45,219,000	-	42,287,000	205,918,000	485,381,000		
	<i>o/w Cyber Security Authority</i>	-	4,450,000	-	12,000,000	-	-	-	16,450,000		
	<i>o/w NITA Data Changes</i>	-	5,000,000	-	-	-	-	-	5,000,000		
26	Ministry of Railways Development	5,291,000	11,135,000	-	6,944,000	200,000,000	2,378,000	350,222,000	575,970,000		
	<i>o/w MoRD Hqtrs and Agencies</i>	5,291,000	1,738,000	-	-	-	2,378,000	350,222,000	359,630,000		
	<i>o/w Railways Development</i>	-	9,396,000	-	6,944,000	200,000,000	-	-	216,340,000		
27	Ministry of Transport	10,073,000	12,600,000	-	199,344,000	-	233,597,000	466,228,000	921,843,000		
	<i>o/w MoT Hqtrs and Agencies</i>	10,073,000	3,600,000	-	124,594,000	-	233,597,000	466,228,000	838,093,000		
	<i>o/w Fish Landing Sites</i>	-	4,000,000	-	73,200,000	-	-	-	77,200,000		
	<i>o/w Aircraft Accident/Incident Investigation & Prevention Bureau</i>	-	5,000,000	-	1,550,000	-	-	-	6,550,000		




APPENDIX 4A: MDA EXPENDITURE ALLOCATION (GH¢) – 2022

Sn.	Ministries / Departments & Agencies	Compensation of Employees		Goods and Services			Capital Expenditure			MDAs Total	
		GoG	ABFA	Sub-total	GoG	ABFA	Sub-total	GoG	ABFA		Sub-total
	Social										
28	Ministry of Education	18,235,283,000	3,043,064,000	3,973,910,000	337,402,000	95,424,000	432,826,000	22,642,019,000			
	o/w MoE Hqtrs and Agencies	11,824,129,000	1,568,503,000	2,499,349,000	15,050,000	63,000,000	78,050,000	14,401,528,000			
	o/w Free Senior High School Programme	11,582,216,000	24,350,000	24,350,000	15,050,000	-	15,050,000	11,621,616,000			
	o/w Existing Interventions in Education	-	1,369,153,000	2,300,000,000	-	-	-	2,300,000,000			
	o/w Construction of Regional STEM Centres	-	175,000,000	175,000,000	-	63,000,000	-	175,000,000			
	o/w Teacher Trainee Allowances	241,913,000	-	-	-	-	-	241,913,000			
29	Ministry of Employment and Labour Relations	73,682,000	3,618,000	3,618,000	3,302,000	-	3,302,000	80,602,000			
30	Ministry of Youth and Sports	26,514,000	28,687,000	28,687,000	55,110,000	-	55,110,000	110,311,000			
31	National Commission for Civic Education	68,267,000	13,004,000	13,004,000	5,805,000	-	5,805,000	87,076,000			
32	Ministry of Chieftaincy and Religious Affairs	34,918,000	5,536,000	5,536,000	42,805,000	-	42,805,000	83,259,000			
33	Ministry of Health	6,165,200,000	336,932,000	336,932,000	209,695,000	32,424,000	242,119,000	6,744,251,000			
	o/w MoH Hqtrs and Agencies	5,900,000,000	20,682,000	20,682,000	5,950,000	-	5,950,000	5,926,632,000			
	o/w Mental Health	-	6,250,000	6,250,000	-	-	-	6,250,000			
	o/w Health Infrastructure	-	-	-	2,745,000	25,424,000	28,169,000	28,169,000			
	o/w e-Health Project	-	-	-	-	7,000,000	7,000,000	7,000,000			
	o/w Ghana Psychological Council	-	5,000,000	5,000,000	1,000,000	-	1,000,000	6,000,000			
	o/w Health Facilities Regulatory Agency	-	5,000,000	5,000,000	-	-	-	5,000,000			
	o/w COVID-19 Vaccines (Operational & Procurement)	-	300,000,000	300,000,000	-	-	-	300,000,000			
	o/w National COVID-19 Response	-	-	-	200,000,000	-	200,000,000	200,000,000			
	o/w Nursing Trainee Allowances	265,200,000	-	-	-	-	-	265,200,000			
34	Ministry of Gender, Children and Social Protection	38,465,000	1,085,421,000	1,085,421,000	4,830,000	-	4,830,000	1,128,716,000			
	o/w MGCSOP Hqtrs and Agencies	38,465,000	2,886,000	2,886,000	4,830,000	-	4,830,000	46,181,000			
	o/w Livelihood Empowerment Against Poverty	-	197,535,000	197,535,000	-	-	-	197,535,000			
	o/w School Feeding Programme	-	881,000,000	881,000,000	-	-	-	881,000,000			
	o/w Domestic Violence Fund	-	2,000,000	2,000,000	-	-	-	2,000,000			
	o/w Child / Human Trafficking Fund	-	2,000,000	2,000,000	-	-	-	2,000,000			
35	National labour Commission	4,108,000	1,363,000	1,363,000	805,000	-	805,000	6,276,000			



APPENDIX 4A: MDA EXPENDITURE ALLOCATION (GH¢) – 2022

Sr.	Ministries / Departments & Agencies	Retained GF				Dev't Partner Funds			MDAs Total (DP & IGf)	Grand Total
		Wag. & Sal.	Goods & Serv.	CAPEX	Sub Tot.	Goods & Serv.	CAPEX	Sub Tot.		
28	Ministry of Education	540,006,000	4,103,480,000	1,282,656,000	5,926,141,000	157,051,000	1,965,801,000	2,112,853,000	8,038,995,000	30,681,014,000
	o/w MOE Hqts and Agencies	103,779,000	1,879,082,000	851,174,000	2,834,035,000	44,416,000	506,839,000	551,255,000	3,385,290,000	17,786,819,000
	o/w Free Senior High School Programme	103,779,000	1,879,082,000	851,174,000	2,834,035,000	44,416,000	506,839,000	551,255,000	3,385,290,000	15,006,906,000
	o/w Existing Interventions in Education	-	-	-	-	-	-	-	-	2,300,000,000
	o/w Construction of Regional STEM Centres	-	-	-	-	-	-	-	-	175,000,000
	o/w Teacher Trainee Allowances	-	-	-	-	-	-	-	-	63,000,000
29	Ministry of Employment and Labour Relations	28,406,000	60,543,000	53,999,000	142,948,000	18,931,000	15,889,000	34,620,000	177,568,000	258,170,000
30	Ministry of Youth and Sports	-	479,000	-	479,000	-	207,539,000	207,539,000	208,019,000	318,330,000
31	National Commission for Civic Education	-	-	-	-	1,069,000	-	1,069,000	1,069,000	88,144,000
32	Ministry of Chieftaincy and Religious Affairs	-	-	-	-	-	-	-	-	83,259,000
33	Ministry of Health	407,821,000	2,162,824,000	377,483,000	2,948,127,000	78,482,000	1,225,734,000	1,304,217,000	4,252,344,000	10,596,595,000
	o/w MOH Hqts and Agencies	407,821,000	2,162,824,000	377,483,000	2,948,127,000	78,482,000	1,225,734,000	1,304,217,000	4,252,344,000	10,178,976,000
	o/w Mental Health	-	-	-	-	-	-	-	-	6,250,000
	o/w Health Infrastructure	-	-	-	-	-	-	-	-	28,169,000
	o/w e-Health Project	-	-	-	-	-	-	-	-	7,000,000
	o/w Ghana Psychological Council	-	-	-	-	-	-	-	-	6,000,000
	o/w Health Facilities Regulatory Agency	-	-	-	-	-	-	-	-	5,000,000
	o/w COVID-19 Vaccines (Operational & Procurement)	-	-	-	-	-	-	-	-	300,000,000
	o/w National COVID-19 Response	-	-	-	-	-	-	-	-	200,000,000
	o/w Nursing Trainee Allowances	-	-	-	-	-	-	-	-	265,200,000
34	Ministry of Gender, Children and Social Protection	-	552,000	-	552,000	14,153,000	-	14,153,000	14,705,000	1,143,421,000
	o/w MGCSOP Hqts and Agencies	-	552,000	-	552,000	14,153,000	-	14,153,000	14,705,000	60,886,000
	o/w Livelihood Empowerment Against Poverty	-	-	-	-	-	-	-	-	197,535,000
	o/w School Feeding Programme	-	-	-	-	-	-	-	-	881,000,000
	o/w Domestic Violence Fund	-	-	-	-	-	-	-	-	2,000,000
	o/w Child / Human Trafficking Fund	-	-	-	-	-	-	-	-	2,000,000
35	National Labour Commission	-	-	-	-	-	-	-	-	6,276,000



M O F

APPENDIX 4A: MDA EXPENDITURE ALLOCATION (GH¢) – 2022

Sn.	Ministries / Departments & Agencies	Compensation of Employees		Goods & Services		CAPEX		IGF	DP Funds	Grand Total
		GoG	ABFA	GoG	ABFA	GoG	ABFA			
28	Social	18,235,283,000	3,043,064,000	930,846,000	930,846,000	337,402,000	95,424,000	5,926,141,000	2,112,853,000	30,681,014,000
	Ministry of Education	11,824,129,000	1,568,503,000	930,846,000	930,846,000	15,050,000	63,000,000	2,834,035,000	551,255,000	17,786,819,000
	o/w MoE Hqtrs and Agencies	11,582,216,000	24,350,000	-	-	15,050,000	-	2,834,035,000	551,255,000	15,006,906,000
	o/w Free Senior High School Programme	-	1,369,153,000	930,846,000	930,846,000	-	-	-	-	2,300,000,000
	o/w Existing Interventions in Education	-	175,000,000	-	-	-	-	-	-	175,000,000
	o/w Construction of Regional STEM Centres	-	-	-	-	-	63,000,000	-	-	63,000,000
	o/w Teacher Trainee Allowances	241,913,000	-	-	-	-	-	-	-	241,913,000
29	Ministry of Employment and Labour Relations	73,682,000	3,618,000	-	-	3,302,000	-	142,948,000	34,620,000	258,170,000
30	Ministry of Youth and Sports	26,514,000	28,687,000	-	-	55,110,000	-	479,000	207,539,000	318,330,000
31	National Commission for Civic Education	68,267,000	13,004,000	-	-	5,805,000	-	-	1,069,000	88,144,000
32	Ministry of Chieftaincy and Religious Affairs	34,918,000	5,536,000	-	-	42,805,000	-	-	-	83,259,000
33	Ministry of Health	6,165,200,000	336,932,000	-	-	209,695,000	32,424,000	2,948,127,000	1,304,217,000	10,996,595,000
	o/w MoH Hqtrs and Agencies	5,900,000,000	20,682,000	-	-	5,950,000	-	2,948,127,000	1,304,217,000	10,178,976,000
	o/w Mental Health	-	6,250,000	-	-	-	-	-	-	6,250,000
	o/w Health Infrastructure	-	-	-	-	2,745,000	25,424,000	-	-	28,169,000
	o/w e-Health Project	-	-	-	-	-	7,000,000	-	-	7,000,000
	o/w Ghana Psychological Council	-	5,000,000	-	-	1,000,000	-	-	-	6,000,000
	o/w Health Facilities Regulatory Agency	-	5,000,000	-	-	-	-	-	-	5,000,000
	o/w COVID-19 Vaccines (Operational & Procurement)	-	300,000,000	-	-	-	-	-	-	300,000,000
	o/w National COVID-19 Response	-	-	-	-	200,000,000	-	-	-	200,000,000
	o/w Nursing Trainee Allowances	265,200,000	-	-	-	-	-	-	-	265,200,000
34	Ministry of Gender, Children and Social Protection	38,465,000	1,085,421,000	-	-	4,830,000	-	552,000	14,153,000	1,143,421,000
	o/w MGCSOP Hqtrs and Agencies	38,465,000	2,886,000	-	-	4,830,000	-	552,000	14,153,000	60,886,000
	o/w Livelihood Empowerment Against Poverty	-	197,535,000	-	-	-	-	-	-	197,535,000
	o/w School Feeding Programme	-	881,000,000	-	-	-	-	-	-	881,000,000
	o/w Domestic Violence Fund	-	2,000,000	-	-	-	-	-	-	2,000,000
	o/w Child / Human Trafficking Fund	-	2,000,000	-	-	-	-	-	-	2,000,000
35	National labour Commission	4,108,000	1,363,000	-	-	805,000	-	-	-	6,276,000



APPENDIX 4A: MDA EXPENDITURE ALLOCATION (GH¢) – 2022

Sn.	Ministries / Departments & Agencies	Compensation of Employees	Goods and Services			Capital Expenditure			MDAs Total
			GoG	ABFA	Sub-total (GoG & ABFA)	GoG	ABFA	Sub-total (GoG & ABFA)	
36	Public Safety	8,099,676,000	322,544,000	-	322,544,000	401,437,000	-	401,437,000	8,813,656,000
	Office of the Attorney-General and Ministry of Justice	104,974,000	8,363,000	-	8,363,000	22,210,000	-	22,210,000	135,547,000
	ow MdJ Hqrs and Agencies	104,974,000	8,363,000	-	8,363,000	1,610,000	-	1,610,000	114,947,000
	ow Construction of Law House	-	-	-	-	20,600,000	-	20,600,000	20,600,000
37	Office of the Legal Aid Commission	18,547,000	971,000	-	971,000	805,000	-	805,000	20,323,000
38	Ministry of Defence	1,800,271,000	35,148,000	-	35,148,000	196,905,000	-	196,905,000	2,032,323,000
	ow MoD Hqrs and Agencies	1,800,271,000	12,745,000	-	12,745,000	3,850,000	-	3,850,000	1,816,866,000
	ow Construction of Forward Operating Base/ Northern Border Security	-	6,370,000	-	6,370,000	176,423,000	-	176,423,000	182,793,000
	ow Ammunitions and other Accoutrements	-	-	-	-	16,632,000	-	16,632,000	16,632,000
	ow Fuel Lifting	-	10,032,000	-	10,032,000	-	-	-	10,032,000
	ow Food	-	6,000,000	-	6,000,000	-	-	-	6,000,000
39	Commission on Human Rights and Administrative Justice	39,527,000	15,325,000	-	15,325,000	6,000,000	-	6,000,000	60,852,000
40	Judicial Service	433,583,000	62,486,000	-	62,486,000	59,035,000	-	59,035,000	555,104,000
	ow Judicial Service Hqrs and Agencies	244,588,000	19,697,000	-	19,697,000	27,018,000	-	27,018,000	291,302,000
	ow Judiciary	188,995,000	42,789,000	-	42,789,000	32,018,000	-	32,018,000	263,802,000
41	Ministry of the Interior	5,024,993,000	52,625,000	-	52,625,000	41,882,000	-	41,882,000	5,119,500,000
	ow MdI Hqrs and Agencies	5,024,993,000	29,659,000	-	29,659,000	25,250,000	-	25,250,000	5,079,902,000
	ow Ammunitions and other Accoutrements	-	-	-	-	16,632,000	-	16,632,000	16,632,000
	ow Fuel Lifting	-	11,966,000	-	11,966,000	-	-	-	11,966,000
	ow Food Rations	-	11,000,000	-	11,000,000	-	-	-	11,000,000
42	Ministry of National Security	602,781,000	107,122,000	-	107,122,000	9,600,000	-	9,600,000	719,503,000
	ow MoNS Hqrs and Agencies	602,781,000	100,122,000	-	100,122,000	6,600,000	-	6,600,000	709,503,000
	ow National Signals Bureau	-	7,000,000	-	7,000,000	3,000,000	-	3,000,000	10,000,000
43	Office of the Special Prosecutor	65,000,000	40,504,000	-	40,504,000	65,000,000	-	65,000,000	170,504,000
	Sub-Total MDAs	30,750,977,000	6,183,105,000	946,613,000	7,129,718,000	4,008,620,000	1,609,242,000	5,617,862,000	43,498,558,000



2022

APPENDIX 4B: SUMMARY OF MDA EXPENDITURE ALLOCATION (GH¢) - 2022

Sn.	Ministries / Departments & Agencies	Retained IGF				Dev't Partner Funds				MDAs Total (DP & IGF)	Grand Total
		Wag. & Sal.	Goods & Serv.	CAPEX	Sub Tot.	Goods & Serv.	CAPEX	Sub Tot.	Sub Tot.		
36	Public Safety	14,291,000	108,558,000	35,278,000	158,127,000	-	278,881,000	278,881,000	437,008,000	9,250,664,000	
	Office of the Attorney-General and Ministry of Justice	9,706,000	34,930,000	15,356,000	59,992,000	-	-	-	59,992,000	195,539,000	
	o/w MoJ Hqtrs and Agencies	9,706,000	34,930,000	15,356,000	59,992,000	-	-	-	59,992,000	174,939,000	
	o/w Construction of Law House	-	-	-	-	-	-	-	-	20,600,000	
37	Office of the Legal Aid Commission	-	39,000	-	39,000	-	-	-	39,000	20,362,000	
38	Ministry of Defence	-	29,904,000	-	29,904,000	-	181,597,000	181,597,000	211,501,000	2,243,824,000	
	o/w MoD Hqtrs and Agencies	-	29,904,000	-	29,904,000	-	181,597,000	181,597,000	211,501,000	2,028,367,000	
	o/w Construction of Forward Operating Base/ Northern Border Security	-	-	-	-	-	-	-	-	182,793,000	
	o/w Ammunitions and other Accoutrements	-	-	-	-	-	-	-	-	16,632,000	
	o/w Fuel Lifting	-	-	-	-	-	-	-	-	10,032,000	
	o/w Food	-	-	-	-	-	-	-	-	6,000,000	
39	Commission on Human Rights and Administrative Justice	-	-	-	-	-	-	-	-	60,852,000	
40	Judicial Service	-	14,912,000	4,971,000	19,883,000	-	-	-	19,883,000	574,987,000	
	o/w Judicial Service Hqtrs and Agencies	-	14,912,000	4,971,000	19,883,000	-	-	-	19,883,000	311,185,000	
	o/w Judiciary	-	-	-	-	-	-	-	-	263,802,000	
41	Ministry of the Interior	4,585,000	28,773,000	14,951,000	48,309,000	-	-	-	48,309,000	5,167,809,000	
	o/w MoI Hqtrs and Agencies	4,585,000	28,773,000	14,951,000	48,309,000	-	-	-	48,309,000	5,128,211,000	
	o/w Ammunitions and other Accoutrements	-	-	-	-	-	-	-	-	16,632,000	
	o/w Fuel Lifting	-	-	-	-	-	-	-	-	11,966,000	
	o/w Food Rations	-	-	-	-	-	-	-	-	11,000,000	
42	Ministry of National Security	-	-	-	-	-	97,284,000	97,284,000	97,284,000	816,787,000	
	o/w MoNS Hqtrs and Agencies	-	-	-	-	-	97,284,000	97,284,000	97,284,000	806,787,000	
	o/w National Signals Bureau	-	-	-	-	-	-	-	-	10,000,000	
43	Office of the Special Prosecutor	-	-	-	-	-	-	-	-	170,504,000	
	Sub-Total MDAs	858,407,000	5,470,496,000	1,805,378,000	8,134,281,000	926,476,000	7,059,189,000	7,985,665,000	16,119,946,000	59,618,503,000	



MINISTRY OF FINANCE AND ECONOMIC DEVELOPMENT

APPENDIX 4B: SUMMARY OF MDA EXPENDITURE ALLOCATION (GH¢) - 2022

Sn.	Ministries / Departments & Agencies	Compensation of Employees		Goods & Services		CAPEX		IGF	DP Funds	Grand Total
		GoG	GoG	ABFA	GoG	ABFA				
36	Public Safety	8,089,676,000	322,544,000	-	401,437,000	-	158,127,000	278,881,000	9,250,664,000	
	Office of the Attorney-General and Ministry of Justice	104,974,000	8,363,000	-	22,210,000	-	59,992,000	-	195,539,000	
	<i>o/w</i> Mol Hqtrs and Agencies	104,974,000	8,363,000	-	1,610,000	-	59,992,000	-	174,939,000	
	<i>o/w</i> Construction of Law House	-	-	-	20,600,000	-	-	-	20,600,000	
37	Office of the Legal Aid Commission	18,547,000	971,000	-	895,000	-	39,000	-	20,362,000	
	Ministry of Defence	1,800,271,000	35,148,000	-	196,995,000	-	29,904,000	181,597,000	2,243,824,000	
	<i>o/w</i> MCD Hqtrs and Agencies	1,800,271,000	12,745,000	-	3,850,000	-	29,904,000	181,597,000	2,028,367,000	
	<i>o/w</i> Construction of Forward Operating Base/ Northern Border Security	-	6,370,000	-	176,423,000	-	-	-	182,793,000	
	<i>o/w</i> Ammunitions and other Accoutrements	-	-	-	16,632,000	-	-	-	16,632,000	
	<i>o/w</i> Fuel Lifting	-	10,032,000	-	-	-	-	-	10,032,000	
	<i>o/w</i> Food	-	6,000,000	-	-	-	-	-	6,000,000	
	Commission on Human Rights and Administrative Justice	39,527,000	15,325,000	-	6,000,000	-	-	-	60,852,000	
39	Judicial Service	433,583,000	62,486,000	-	59,035,000	-	19,883,000	-	574,987,000	
	<i>o/w</i> Judicial Service Hqtrs and Agencies	244,588,000	19,697,000	-	27,078,000	-	19,883,000	-	311,185,000	
	<i>o/w</i> Judiciary	188,995,000	42,789,000	-	32,078,000	-	-	-	263,802,000	
41	Ministry of the Interior	5,024,993,000	52,625,000	-	41,882,000	-	48,309,000	-	5,167,809,000	
	<i>o/w</i> Mol Hqtrs and Agencies	5,024,993,000	29,659,000	-	25,250,000	-	48,309,000	-	5,128,211,000	
	<i>o/w</i> Ammunitions and other Accoutrements	-	-	-	16,632,000	-	-	-	16,632,000	
	<i>o/w</i> Fuel Lifting	-	11,966,000	-	-	-	-	-	11,966,000	
	<i>o/w</i> Food Rations	-	11,000,000	-	-	-	-	-	11,000,000	
42	Ministry of National Security	602,781,000	107,122,000	-	9,600,000	-	-	97,284,000	816,787,000	
	<i>o/w</i> MONS Hqtrs and Agencies	602,781,000	100,122,000	-	6,600,000	-	-	97,284,000	806,787,000	
	<i>o/w</i> National Signals Bureau	-	7,000,000	-	3,000,000	-	-	-	10,000,000	
43	Office of the Special Prosecutor	65,000,000	40,504,000	-	65,000,000	-	-	-	170,504,000	
	Sub-Total MDAs	30,750,977,000	6,183,105,000	946,613,000	4,008,620,000	1,609,242,000	8,134,281,000	7,985,665,000	59,618,503,000	



M.O.F

APPENDIX 4B: SUMMARY OF MDA EXPENDITURE ALLOCATION (GH¢) - 2022

Sn	Ministries / Departments & Agencies	Compensation of Employees		Goods and Services			Capital Expenditure			MDAs Total	
		GoG	ABFA	Sub-total	GoG	ABFA	Sub-total	GoG	ABFA		Sub-total
44	General Government Services	145,972,000	-	510,906,000	-	510,906,000	414,660,000	-	414,660,000	1,071,537,000	
	<i>o/w Other General Government Services Expenditures</i>	145,972,000	-	438,906,000	-	438,906,000	413,360,000	-	413,360,000	998,237,000	
	<i>o/w Project Development Facility</i>	-	-	20,000,000	-	20,000,000	-	-	-	20,000,000	
	<i>o/w Noguchi Memorial Institute for Medical Research</i>	-	-	32,000,000	-	32,000,000	1,300,000	-	1,300,000	33,300,000	
	<i>o/w PFM Reform Project</i>	-	-	20,000,000	-	20,000,000	-	-	-	20,000,000	
45	GhanaCARES	-	-	533,000,000	-	533,000,000	500,000,000	-	500,000,000	1,033,000,000	
46	YouStart	-	-	282,000,000	-	282,000,000	103,088,000	-	103,088,000	385,088,000	
47	e-Transaction Levy Services	-	-	241,933,000	-	241,933,000	-	-	-	241,933,000	
48	Agenda 111	-	-	-	-	-	518,000,000	-	518,000,000	518,000,000	
49	Subscription	-	-	100,000,000	-	100,000,000	-	-	-	100,000,000	
50	Contingency Vote	-	-	351,493,000	-	351,493,000	641,514,000	-	641,514,000	993,007,000	
51	Pensions	1,853,817,000	-	-	-	-	-	-	-	1,853,817,000	
52	Gratuities	305,359,000	-	-	-	-	-	-	-	305,359,000	
53	Social Security	2,785,113,000	-	-	-	-	-	-	-	2,785,113,000	
54	Interest Payments	-	-	-	-	-	-	-	-	-	
55	Subsidies on Petroleum products	-	-	-	-	-	-	-	-	-	
56	National Health Fund	-	-	-	-	-	-	-	-	-	
57	Education Trust Fund	-	-	-	-	-	-	-	-	-	
58	Road Fund	-	-	-	-	-	-	-	-	-	
59	Petroleum Related Funds	-	-	-	-	-	-	-	-	-	
60	Dist. Ass. Common Fund	-	-	-	-	-	-	-	-	-	
	<i>o/w ABFA</i>	-	-	-	-	-	-	-	-	-	
61	Ghana Infrastructure Fund (ABFA Capex)	-	-	-	-	-	-	-	-	-	
62	Transfer to GNPC from Oil Revenue	-	-	-	-	-	-	-	-	-	
63	Other Earmarked Funds	-	-	-	-	-	-	-	-	-	
64	Social Benefits (Lifeline Consumers of Electricity)	-	-	-	-	-	-	-	-	-	
65	Other Expenditures	-	-	-	-	-	-	-	-	-	
	<i>o/w ESLA Transfers</i>	-	-	-	-	-	-	-	-	-	
	<i>o/w Other Critical Spending (IPPs)</i>	-	-	-	-	-	-	-	-	-	
	<i>o/w Finsec (GAT)</i>	-	-	-	-	-	-	-	-	-	
66	Arrears Clearance (net charge)	-	-	-	-	-	-	-	-	-	
67	Amortisation	-	-	-	-	-	-	-	-	-	
	Sub-Total -Multi Sectoral	5,090,261,000	-	2,019,332,000	-	2,019,332,000	2,177,262,000	-	2,177,262,000	9,286,854,000	
	GRAND TOTAL	35,841,238,000	8,202,437,000	9,149,050,000	946,613,000	9,149,050,000	6,185,882,000	1,609,242,000	7,795,124,000	52,785,412,000	



APPENDIX 4B: SUMMARY OF MDA EXPENDITURE ALLOCATION (GH¢) - 2022

Sn.	Ministries / Departments & Agencies	Retained IGF			Dev't Partner Funds		MDAs Total (DP & IGF)	Grand Total
		Wag. & Sal.	Goods & Serv.	CAPEX	Sub Tot.	Goods & Serv.		
44	General Government Services	-	-	-	-	-	-	1,071,537,000
	<i>o/w Other General Government Services Expenditures</i>	-	-	-	-	-	-	998,237,000
	<i>o/w Project Development Facility</i>	-	-	-	-	-	-	20,000,000
	<i>o/w Noguchi Memorial Institute for Medical Research</i>	-	-	-	-	-	-	33,300,000
	<i>o/w PFI/ Reform Project</i>	-	-	-	-	-	-	20,000,000
45	GhanaCARES	-	-	-	-	-	-	1,033,000,000
46	YouStart	-	-	-	-	-	-	1,000,000,000
47	e-Transaction Levy Services	-	-	-	-	-	-	241,933,000
48	Agenda 111	-	-	-	-	-	-	518,000,000
49	Subscription	-	-	-	-	-	-	100,000,000
50	Contingency Vote	-	-	-	-	-	-	993,007,000
51	Pensions	-	-	-	-	-	-	1,853,817,000
52	Gratuities	-	-	-	-	-	-	305,359,000
53	Social Security	-	-	-	-	-	-	2,785,113,000
54	Interest Payments	-	-	-	-	-	-	-
55	Subsidies on Petroleum products	-	-	-	-	-	-	-
56	National Health Fund	-	184,333,000	-	184,333,000	-	184,333,000	184,333,000
57	Education Trust Fund	-	-	-	-	-	-	-
58	Road Fund	-	-	-	-	-	-	-
59	Petroleum Related Funds	-	-	-	-	-	-	-
60	Dist. Ass. Common Fund	-	-	-	-	-	-	-
	<i>o/w ABFA</i>	-	-	-	-	-	-	-
61	Ghana Infrastructure Fund (ABFA Capex)	-	-	-	-	-	-	-
62	Transfer to GNPC from Oil Revenue	-	-	-	-	-	-	-
63	Other Earmarked Funds	-	-	-	-	-	-	-
64	Social Benefits (Lifetime Consumers of Electricity)	-	-	-	-	-	-	-
65	Other Expenditures	-	-	-	-	-	-	-
	<i>o/w ES&A Transfers</i>	-	-	-	-	-	-	-
	<i>o/w Other Critical Spending (IPPs)</i>	-	-	-	-	-	-	-
	<i>o/w Finsec (GA1)</i>	-	-	-	-	-	-	-
66	Areas Clearance (net change)	-	-	-	-	-	-	-
67	Amortisation	-	-	-	-	-	-	-
	Sub-Total -Multi Sectoral	-	184,333,000	-	184,333,000	1,229,824,000	614,912,000	799,245,000
	GRAND TOTAL	858,407,000	5,654,829,000	1,805,378,000	8,318,614,000	2,156,300,000	8,600,577,000	16,919,191,000
								10,086,099,000
								69,704,602,000



M O F

APPENDIX 4C: SUMMARY OF MDA EXPENDITURE ALLOCATION (GH¢) - 2022

Sn.	Ministries / Departments & Agencies	Compensation of Employees		Goods & Services		CAPEX		IGF	DP Funds	Other Government Obligations	Grand Total
		GoG	ABFA	GoG	ABFA	GoG	ABFA				
44	General Government Services	145,972,000	-	510,906,000	-	414,660,000	-	-	-	-	1,071,537,000
	<i>o/w Other General Government Services Expenditures</i>	145,972,000	-	438,906,000	-	413,360,000	-	-	-	-	998,237,000
	<i>o/w Project Development Facility</i>	-	-	20,000,000	-	-	-	-	-	-	20,000,000
	<i>o/w Noguchi Memorial Institute for Medical Research</i>	-	-	32,000,000	-	1,300,000	-	-	-	-	33,300,000
	<i>o/w PFM Reform Project</i>	-	-	20,000,000	-	-	-	-	-	-	20,000,000
45	GhanaCARES	-	-	533,000,000	-	500,000,000	-	-	-	-	1,033,000,000
46	YouStart	-	-	282,000,000	-	103,088,000	-	614,912,000	-	-	1,000,000,000
47	e-Transaction Levy Services	-	-	241,933,000	-	-	-	-	-	-	241,933,000
48	Agenda 111	-	-	-	-	518,000,000	-	-	-	-	518,000,000
49	Subscription	-	-	100,000,000	-	-	-	-	-	-	100,000,000
50	Contingency Vote	-	-	351,493,000	-	641,514,000	-	-	-	-	993,007,000
51	Pensions	1,853,817,000	-	-	-	-	-	-	-	-	1,853,817,000
52	Gratuities	305,359,000	-	-	-	-	-	-	-	-	305,359,000
53	Social Security	2,785,113,000	-	-	-	-	-	-	-	-	2,785,113,000
54	Interest Payments	-	-	-	-	-	-	-	-	37,447,234,536	37,447,235,000
55	Subsidies on Petroleum products	-	-	-	-	-	-	-	-	326,482,442	326,482,000
56	National Health Fund	-	-	-	-	-	184,333,000	-	-	3,367,610,481	3,551,944,000
57	Education Trust Fund	-	-	-	-	-	-	-	-	2,600,802,275	2,600,802,000
58	Road Fund	-	-	-	-	-	-	-	-	1,947,806,343	1,947,806,000
59	Petroleum Related Funds	-	-	-	-	-	-	-	-	39,751,150	39,751,000
60	Dist. Ass. Common Fund	-	-	-	-	-	-	-	-	3,342,970,849	3,342,971,000
	<i>o/w ABFA</i>	-	-	-	-	-	-	-	-	157,768,890	157,769,000
61	Ghana Infrastructure Fund (ABFA Capex)	-	-	-	-	-	-	-	-	441,752,892	441,753,000
62	Transfer to GNPC from Oil Revenue	-	-	-	-	-	-	-	-	1,683,052,872	1,683,053,000
63	Other Earmarked Funds	-	-	-	-	-	-	-	-	5,086,001,893	5,086,002,000
64	Social Benefits (Lifetime Consumers of Electricity)	-	-	-	-	-	-	-	-	187,095,202	187,095,000
65	Other Expenditures	-	-	-	-	-	-	-	-	9,453,843,105	9,453,843,000
	<i>o/w ESLSA Transfers</i>	-	-	-	-	-	-	-	-	4,429,546,310	4,429,546,000
	<i>o/w Other Critical Spending (IPPs)</i>	-	-	-	-	-	-	-	-	4,024,296,794	4,024,297,000
	<i>o/w Finsec (GAT)</i>	-	-	-	-	-	-	-	-	1,000,000,000	1,000,000,000
66	Arrears Clearance (net change)	-	-	-	-	-	-	-	-	1,900,000,000	1,900,000,000
67	Amortisation	-	-	-	-	-	-	-	-	7,943,317,043	7,943,317,000
	Sub-Total -Multi Sectoral	5,090,261,000	-	2,019,332,000	-	2,177,262,000	-	184,333,000	614,912,000	75,767,721,082	85,853,820,000
	GRAND TOTAL	35,841,238,000	946,613,000	8,202,437,000	6,185,882,000	1,609,242,000	8,318,614,000	8,600,577,000	75,767,721,082	145,472,323,000	



APPENDIX 4B: SUMMARY OF MDA EXPENDITURE ALLOCATION (GH¢) - 2023

Sn.	Ministries / Departments & Agencies	Compensation of Employees		Goods & Services		CAPEX		IGF	DP Funds	Grand Total
		GoG	GoG	ABFA	GoG	ABFA				
1	Administration	3,679,312,000	1,899,770,000	6,920,000	1,447,922,000	463,059,000	267,082,000	255,182,000	8,029,248,000	
	Office of Government Machinery	797,627,000	1,345,486,000	-	980,923,000	331,059,000	68,751,000	-	3,523,846,000	
	o/w OGI Hqtrs and Agencies	245,907,000	448,232,000	-	77,354,000	-	68,751,000	-	840,243,000	
	o/w Public Enterprises	-	8,845,000	-	3,183,000	-	-	-	12,028,000	
	o/w Scholarsip	-	360,000,000	-	-	-	-	-	360,000,000	
	o/w Micro Finance and Small Loans Centre	-	60,000,000	-	-	-	-	-	60,000,000	
	o/w National Builders Corps	551,720,000	-	-	59,500,000	-	-	-	551,720,000	
	o/w National Identification Authority	-	180,000,000	-	-	-	-	-	239,500,000	
	o/w Monitoring and Evaluation	-	-	-	-	-	-	-	-	
	o/w Zongo Development Fund	-	185,040,000	-	-	-	-	-	185,040,000	
	o/w Infrastructure for Poverty Eradication Programme (SDI Secretariat and Dev't Authorities)	-	57,770,000	-	833,746,000	331,059,000	-	-	1,222,574,000	
	o/w Home Rental Scheme	-	36,000,000	-	-	-	-	-	36,000,000	
	o/w Council of State	-	9,600,000	-	7,140,000	-	-	-	16,740,000	
2	Office of the Head of Civil Service	24,639,000	7,732,000	-	958,000	-	7,255,000	6,840,000	47,425,000	
	o/w CHCS Hqtrs and Agencies	24,639,000	2,932,000	-	958,000	-	7,255,000	6,840,000	42,625,000	
	o/w Promotion/ Recruitment/ Training	-	4,800,000	-	-	-	-	-	4,800,000	
3	Parliament of Ghana	256,762,000	205,027,000	-	75,863,000	-	-	-	537,652,000	
4	Audit Service	450,716,000	78,000,000	-	16,214,000	-	-	2,658,000	547,588,000	
5	Public Services Commission	9,709,000	6,109,000	-	4,480,000	-	232,000	6,840,000	27,139,000	
6	Electoral Commission	72,276,000	48,000,000	-	11,900,000	-	66,373,000	-	132,409,000	
7	Ministry of Foreign Affairs and Regional Integration	509,478,000	10,672,000	-	4,165,000	-	68,888,000	46,167,000	590,688,000	
8	Ministry of Finance	512,335,000	86,359,000	6,920,000	130,698,000	-	68,888,000	46,167,000	851,366,000	
	o/w MoF Hqtrs and Agencies	512,335,000	38,209,000	-	5,748,000	-	68,888,000	46,167,000	671,345,000	
	o/w Ghana Asset Management Company	-	1,710,000	-	-	-	-	-	1,710,000	
	o/w Venture Capital	-	6,000,000	-	-	-	-	-	6,000,000	
	o/w Mortgage Financing	-	-	-	119,000,000	-	-	-	119,000,000	
	o/w Public Interest and Accountability Committee	-	-	6,920,000	-	-	-	-	6,920,000	
	o/w Financial Intelligence Center	-	16,440,000	-	-	-	-	-	16,440,000	
	o/w Revenue Assurance, Compliance and Enforcement	-	24,000,000	-	5,950,000	-	-	-	29,950,000	
9	Ministry of Local Government, Decentralisation and Rural Development	909,159,000	65,490,000	-	204,536,000	132,000,000	10,787,000	202,677,000	1,524,649,000	
	o/w MLGDRD Hqtrs and Agencies	36,844,000	19,141,000	-	2,289,000	-	10,787,000	194,941,000	264,071,000	
	o/w Local Government Service (incl. RCCs and	872,315,000	46,349,000	-	11,837,000	-	-	7,736,000	938,237,000	
	o/w Regional Reorganisation and Development	-	-	-	119,000,000	132,000,000	-	-	251,000,000	
	o/w RCC Renovations	-	-	-	71,400,000	-	-	-	71,400,000	
10	National Media Commission	6,729,000	2,254,000	-	958,000	-	-	-	9,941,000	
11	National Development Planning Commission	6,715,000	15,149,000	-	4,113,000	-	-	-	26,977,000	
12	Ministry of Information	103,997,000	24,658,000	-	8,330,000	-	44,796,000	-	181,780,000	
	o/w Mol Hqtrs and Agencies	103,997,000	10,258,000	-	8,330,000	-	44,796,000	-	167,380,000	
	o/w Government Communication	-	14,400,000	-	-	-	-	-	14,400,000	
13	Right to Information Commission	100	3,600,000	-	357,000	-	-	-	19,559,000	
14	Ministry of Parliamentary Affairs	100	1,234,000	-	4,427,000	-	-	-	9,229,000	



APPENDIX 4C: SUMMARY OF MDA EXPENDITURE ALLOCATION (GH¢) - 2023

Sn.	Ministries / Departments & Agencies	Compensation of			Goods & Services			CAPEX			IGF	DP Funds	Grand Total
		GoG	GoG	ABFA	GoG	ABFA	GoG	ABFA	GoG	ABFA			
15	Economic Ministry of Food and Agriculture o/w MoFA Hqtrs and Agencies o/w Planting for Food and Jobs o/w Tree Crops Development Authority o/w Pwalugu Multipurpose Dam Project Ministry of Fisheries and Aquaculture Development o/w MoFAD Hqtrs and Agencies o/w Anomabo Fisheries College	855,024,000 102,547,000 102,547,000 - - - 16,783,000 16,783,000 -	1,220,792,000 586,660,000 12,260,000 554,000,000 18,000,000 2,400,000 1,799,000 1,799,000 -	12,000,000 - - - - - - -	537,327,000 104,283,000 42,507,000 32,197,000 29,579,000 4,165,000 4,165,000 -	134,658,000 39,600,000 - 39,600,000 - 2,400,000 2,400,000 -	1,361,277,000 18,176,000 18,176,000 - - - 53,694,000 53,694,000 -	706,249,000 361,441,000 361,441,000 - - - 6,840,000 6,840,000 -	4,827,328,000 1,212,706,000 536,930,000 625,797,000 18,000,000 31,979,000 85,682,000 81,517,000 4,165,000				
16	Ministry of Lands and Natural Resources o/w MLNR Hqtrs and Agencies o/w National afforestation programme o/w Ghana Integrated Aluminium Dev't Company o/w Operation Vanguard (Anti-Galamsey Operations and REGSEC)	313,845,000 313,845,000 - - -	462,582,000 9,761,000 53,500,000 31,401,000 24,241,000 4,560,000 -	12,000,000 - - - -	41,248,000 - - 5,548,000 -	14,400,000 - - - -	673,875,000 673,875,000 - - -	68,403,000 68,403,000 - - -	1,586,353,000 1,065,883,000 53,500,000 36,949,000 24,241,000 4,560,000 -				
17	o/w Ghana Integrated Iron and Steel Development Corp.	-	3,600,000	12,000,000	-	14,400,000	-	30,000,000					
18	o/w Green Ghana Project o/w Alternative Employment and Livelihood Project Ministry of Trade and Industry o/w MOTI Hqtrs and Agencies o/w One District One Factory Programme o/w Africa Continental Free Trade Area Secretariat o/w Business Development	- - 80,887,000 80,887,000 - -	11,520,000 324,000,000 57,959,000 5,783,000 26,094,000 7,440,000 18,642,000	- - - -	35,700,000 215,195,000 4,165,000 211,030,000 -	- 20,658,000 -	218,301,000 218,301,000 -	64,983,000 64,983,000 -	11,520,000 359,700,000 657,983,000 374,119,000 257,782,000 7,440,000 18,642,000				
19	Ministry of Tourism, Arts and Culture	62,274,000	8,097,000	-	2,380,000	-	19,906,000	20,521,000	113,177,000				
20	Ministry of Environment, Science, Tech. and Innovation o/w MESTI Hqtrs and Agencies o/w Science and Technology Project	272,700,000 272,700,000 -	9,782,000 6,302,000 3,480,000	- -	6,307,000 2,380,000 3,927,000	- -	337,661,000 337,661,000 -	7,513,000 7,513,000 -	633,964,000 626,557,000 7,407,000				
21	Ministry of Energy o/w MoEN Hqtrs and Agencies o/w Petroleum Hub o/w Nuclear Energy	5,988,000 5,988,000 - -	93,913,000 66,313,000 24,000,000 3,600,000	- -	163,749,000 128,049,000 35,700,000 -	57,600,000 57,600,000 -	39,664,000 39,664,000 -	176,548,000 176,548,000 -	537,463,000 474,163,000 59,700,000 3,600,000				



APPENDIX 4C: SUMMARY OF MDA EXPENDITURE ALLOCATION (GH¢) - 2023

Sn.	Ministries / Departments & Agencies	Compensation of Employees		Goods & Services			CAPEX		IGF	DP Funds	Grand Total
		GoG	GoG	GoG	ABFA	GoG	ABFA				
	Infrastructure	161,668,000	163,755,000	-	-	1,941,492,000	1,219,402,000	343,325,000	3,758,706,000	7,588,346,000	
22	Ministry of Sanitation and Water Resources	22,457,000	24,094,000	-	-	31,731,000	125,955,000	36,277,000	581,493,000	822,007,000	
	<i>o/w MoSWR Hqtrs and Agencies</i>	22,457,000	2,046,000	-	-	2,380,000	-	36,277,000	581,493,000	644,654,000	
	<i>o/w Water and Sanitation Initiative</i>	-	22,048,000	-	-	29,351,000	125,955,000	-	-	177,353,000	
23	Ministry of Works and Housing	23,534,000	14,447,000	-	-	353,485,000	23,731,000	1,093,000	102,605,000	518,894,000	
	<i>o/w MoWH Hqtrs and Agencies</i>	23,534,000	2,327,000	-	-	153,565,000	23,731,000	1,093,000	102,605,000	306,854,000	
	<i>o/w Dredging of White Volta</i>	-	6,120,000	-	-	86,870,000	-	-	-	92,990,000	
	<i>o/w Affordable Housing</i>	-	6,000,000	-	-	113,050,000	-	-	-	119,050,000	
24	Ministry of Roads and Highways	71,306,000	2,641,000	-	-	1,242,704,000	829,716,000	25,468,000	2,082,764,000	4,254,598,000	
	<i>o/w MoRH Hqtrs and Agencies</i>	71,306,000	2,641,000	-	-	1,242,704,000	829,716,000	25,468,000	2,082,764,000	2,182,178,000	
	<i>o/w Roads Infrastructure</i>	-	-	-	-	1,242,704,000	829,716,000	-	-	2,072,420,000	
25	Ministry of Communications and Digitalisation	28,070,000	94,091,000	-	-	68,090,000	-	36,220,000	225,730,000	452,201,000	
	<i>o/w MoC Hqtrs and Agencies</i>	28,070,000	82,751,000	-	-	53,810,000	-	36,220,000	225,730,000	426,581,000	
	<i>o/w Cyber Security Authority</i>	-	5,340,000	-	-	14,280,000	-	-	-	19,620,000	
	<i>o/w NITA Data Charges</i>	-	6,000,000	-	-	-	-	-	-	6,000,000	
26	Ministry of Railways Development	5,614,000	13,362,000	-	-	8,263,000	240,000,000	3,170,000	342,015,000	612,424,000	
	<i>o/w MoRD Hqtrs and Agencies</i>	5,614,000	2,086,000	-	-	-	-	3,170,000	342,015,000	352,885,000	
	<i>o/w Railways Development</i>	-	11,276,000	-	-	8,263,000	240,000,000	-	-	259,539,000	
27	Ministry of Transport	10,687,000	15,120,000	-	-	237,219,000	-	241,097,000	424,099,000	928,272,000	
	<i>o/w MoT Hqtrs and Agencies</i>	10,687,000	4,320,000	-	-	148,267,000	-	241,097,000	424,099,000	828,470,000	
	<i>o/w Fish Landing Sites</i>	-	4,800,000	-	-	87,108,000	-	-	-	91,908,000	
	<i>o/w Aircraft Accident/Incident Investigation & Prevention Bureau</i>	-	6,000,000	-	-	1,845,000	-	-	-	7,845,000	



MINISTER OF STATE

APPENDIX 4D: SUMMARY OF MDA EXPENDITURE ALLOCATION (GH¢) - 2023

Sn.	Ministries / Departments & Agencies	Compensation of Employees		Goods & Services		CAPEX		IGF	DP Funds	Grand Total
		GoG	ABFA	GoG	ABFA	GoG	ABFA			
28	Social	19,347,635,000	1,117,332,000	2,945,426,000	1,117,332,000	401,510,000	114,509,000	5,898,465,000	2,708,449,000	32,533,323,000
	Ministry of Education	12,545,401,000	1,117,332,000	1,458,373,000	1,117,332,000	17,910,000	75,600,000	2,573,687,000	1,082,919,000	18,871,221,000
	o/w MoE Hqtrs and Agencies	12,288,731,000	-	29,220,000	-	17,910,000	-	2,573,687,000	1,082,919,000	15,992,466,000
	o/w Free Senior High School Programme	-	1,117,332,000	1,219,153,000	1,117,332,000	-	-	-	-	2,336,485,000
	o/w Existing Interventions in Education	-	-	210,000,000	-	-	-	-	-	210,000,000
	o/w Construction of Regional STEM Centres	-	-	-	-	-	75,600,000	-	-	75,600,000
	o/w Teacher Trainee Allowances	256,670,000	-	-	-	-	-	-	-	256,670,000
29	Ministry of Employment and Labour Relations	78,177,000	-	4,341,000	-	3,930,000	-	159,459,000	6,750,000	252,656,000
30	Ministry of Youth and Sports	28,131,000	-	34,425,000	-	65,581,000	-	507,000	217,934,000	346,578,000
31	National Commission for Civic Education	72,431,000	-	15,605,000	-	6,908,000	-	-	-	94,944,000
32	Ministry of Chieftaincy and Religious Affairs	37,048,000	-	6,644,000	-	50,938,000	-	-	-	94,630,000
33	Ministry of Health	6,541,277,000	-	298,098,000	-	249,537,000	38,909,000	3,164,215,000	1,386,474,000	11,678,510,000
	o/w MoH Hqtrs and Agencies	6,259,900,000	-	24,818,000	-	7,081,000	-	3,164,215,000	1,386,474,000	10,842,487,000
	o/w Mental Health	-	-	7,500,000	-	-	-	-	-	7,500,000
	o/w Health Infrastructure	-	-	-	-	3,267,000	30,509,000	-	-	33,776,000
	o/w e-Health Project	-	-	-	-	-	8,400,000	-	-	8,400,000
	o/w Ghana Psychological Council	-	-	6,000,000	-	1,190,000	-	-	-	7,190,000
	o/w Health Facilities Regulatory Agency	-	-	6,000,000	-	-	-	-	-	6,000,000
	o/w COVID-19 Vaccines (Operational & Procurement)	-	-	253,780,000	-	-	-	-	-	253,780,000
	o/w National COVID-19 Response	-	-	-	-	238,000,000	-	-	-	238,000,000
	o/w Nursing Trainee Allowances	291,377,000	-	-	-	-	-	-	-	291,377,000
34	Ministry of Gender, Children and Social Protection	40,811,000	-	1,126,305,000	-	5,748,000	-	597,000	14,372,000	1,187,832,000
	o/w MGCSOP Hqtrs and Agencies	40,811,000	-	3,463,000	-	5,748,000	-	597,000	14,372,000	64,991,000
	o/w Livelihood Empowerment Against Poverty	-	-	237,041,000	-	-	-	-	-	237,041,000
	o/w School Feeding Programme	-	-	881,000,000	-	-	-	-	-	881,000,000
	o/w Domestic Violence Fund	-	-	2,400,000	-	-	-	-	-	2,400,000
	o/w Child / Human Trafficking Fund	-	-	2,400,000	-	-	-	-	-	2,400,000
35	National labour Commission	4,359,000	-	1,635,000	-	958,000	-	-	-	6,952,000



MINISTER OF STATE

APPENDIX 4D: SUMMARY OF MDA EXPENDITURE ALLOCATION (GH¢) - 2023

Sn.	Ministries / Departments & Agencies	Compensation of Employees		Goods & Services		CAPEX		IGF	DP Funds	Grand Total
		Gog	ABFA	Gog	ABFA	Gog	ABFA			
36	Public Safety	8,583,147,000	387,051,000	-	477,710,000	-	163,594,000	273,613,000	9,885,112,000	
	Office of the Attorney-General and Ministry of Justice	111,377,000	10,035,000	-	26,430,000	-	54,162,000	-	202,004,000	
	o/w Mol Hqtrs and Agencies	111,377,000	10,035,000	-	1,916,000	-	54,162,000	-	177,490,000	
	o/w Construction of Law House	-	-	-	24,514,000	-	-	-	24,514,000	
37	Office of the Legal Aid Commission	19,678,000	1,165,000	-	958,000	-	42,000	-	21,843,000	
38	Ministry of Defence	1,910,088,000	42,177,000	-	234,316,000	-	31,399,000	171,008,000	2,388,988,000	
	o/w MOD Hqtrs and Agencies	1,910,088,000	15,295,000	-	4,582,000	-	31,399,000	171,008,000	2,132,370,000	
	o/w Construction of Forward Operating Base/ Northern Border Security	-	7,645,000	-	209,943,000	-	-	-	217,587,000	
	o/w Ammunitions and other Accoutrements	-	-	-	19,792,000	-	-	-	19,792,000	
	o/w Fuel Lifting	-	12,038,000	-	-	-	-	-	12,038,000	
	o/w Food	-	7,200,000	-	-	-	-	-	7,200,000	
	Commission on Human Rights and Administrative Justice	41,938,000	18,390,000	-	7,140,000	-	-	-	67,468,000	
39	Judicial Service	460,032,000	74,983,000	-	70,252,000	-	20,538,000	-	625,804,000	
	o/w Judicial Service Hqtrs and Agencies	259,508,000	23,636,000	-	32,151,000	-	20,538,000	-	335,833,000	
	o/w Judiciary	200,524,000	51,347,000	-	38,101,000	-	-	-	289,971,000	
41	Ministry of the Interior	5,331,518,000	63,150,000	-	49,840,000	-	57,453,000	-	5,501,960,000	
	o/w Mol Hqtrs and Agencies	5,331,518,000	35,590,000	-	30,048,000	-	57,453,000	-	5,454,609,000	
	o/w Ammunitions and other Accoutrements	-	-	-	19,792,000	-	-	-	19,792,000	
	o/w Fuel Lifting	-	14,359,000	-	-	-	-	-	14,359,000	
	o/w Food Rations	-	13,200,000	-	-	-	-	-	13,200,000	
42	Ministry of National Security	639,551,000	128,546,000	-	11,424,000	-	-	102,605,000	882,125,000	
	o/w MONS Hqtrs and Agencies	639,551,000	120,146,000	-	7,854,000	-	-	102,605,000	870,155,000	
	o/w National Signals Bureau	-	8,400,000	-	3,570,000	-	-	-	11,970,000	
43	Office of the Special Prosecutor	68,965,000	48,605,000	-	77,350,000	-	-	-	194,920,000	
	Sub-Total MDAs	32,626,787,000	6,616,792,000	1,136,252,000	4,805,958,000	1,931,628,000	8,033,742,000	7,712,198,000	62,863,356,000	



MINISTRY OF FINANCE AND ECONOMIC PLANNING

APPENDIX 4D: SUMMARY OF MDA EXPENDITURE ALLOCATION (GH¢) - 2023

Sn.	Ministries / Departments & Agencies	Compensation of Employees		Goods & Services				CAPEX		IGF	DP Funds	Other Government Obligations	Grand Total
		GoG	GoG	GoG	ABFA	GoG	ABFA	GoG	ABFA				
44	General Government Services	1,668,826,000	267,453,000	-	-	491,898,000	-	-	-	-	-	2,428,177,000	
	o/w Other General Government Services Expenditures	1,668,826,000	219,453,000	-	-	491,898,000	-	-	-	-	-	2,380,177,000	
	o/w Project Development Facility	-	24,000,000	-	-	-	-	-	-	-	-	24,000,000	
	o/w Noguchi Memorial Institute for Medical Research	-	-	-	-	-	-	-	-	-	-	-	
	o/w PFM Reform Project	-	24,000,000	-	-	-	-	-	-	-	-	24,000,000	
45	GhanaCARES	-	266,500,000	-	-	250,000,000	-	-	-	-	-	516,500,000	
46	YouStart	-	338,400,000	-	-	122,675,000	-	-	-	-	-	461,075,000	
47	e-Transaction Levy Services	-	290,320,000	-	-	-	-	-	-	-	-	290,320,000	
48	Agenda 111	-	-	-	-	616,420,000	-	-	-	-	-	616,420,000	
49	Subscription	-	120,000,000	-	-	-	-	-	-	-	-	120,000,000	
50	Contingency Vote	-	100,000,000	-	-	437,026,000	-	-	-	-	-	537,026,000	
51	Pensions	2,194,919,000	-	-	-	-	-	-	-	-	-	2,194,919,000	
52	Gratuities	685,912,000	-	-	-	-	-	-	-	-	-	685,912,000	
	Social Security	3,120,901,000	-	-	-	-	-	-	-	-	-	3,120,901,000	
	Interest Payments	-	-	-	-	-	-	-	-	-	38,244,949,907	38,244,950,000	
	Subsidies on Petroleum products	-	-	-	-	-	-	-	-	-	350,548,297	350,548,000	
	National Health Fund	-	-	-	-	-	-	207,316,000	-	-	3,454,562,908	3,661,879,000	
	Education Trust Fund	-	-	-	-	-	-	-	-	-	2,602,792,390	2,602,792,000	
58	Road Fund	-	-	-	-	-	-	-	-	-	1,949,296,790	1,949,297,000	
59	Petroleum Related Funds	-	-	-	-	-	-	-	-	-	39,781,567	39,782,000	
60	Dist. Ass. Common Fund	-	-	-	-	-	-	-	-	-	3,812,697,911	3,812,698,000	
	o/w ABFA	-	-	-	-	-	-	-	-	-	189,375,334	189,375,000	
61	Ghana Infrastructure Fund (ABFA Capex)	-	-	-	-	-	-	-	-	-	530,250,934	530,251,000	
62	Transfer to GNPC from Oil Revenue	-	-	-	-	-	-	-	-	-	1,161,639,797	1,161,640,000	
63	Other Earmarked Funds	-	-	-	-	-	-	-	-	-	6,106,952,418	6,106,952,000	
64	Social Benefits (Lifetime Consumers of Electricity)	-	-	-	-	-	-	-	-	-	286,255,659	286,256,000	
65	Other Expenditures	-	-	-	-	-	-	-	-	-	9,634,374,776	9,634,375,000	
	o/w ESLS Transfers	-	-	-	-	-	-	-	-	-	5,028,665,684	5,028,666,000	
	o/w Other Critical Spending (PPPs)	-	-	-	-	-	-	-	-	-	4,605,709,092	4,605,709,000	
	o/w Finsec (GAT)	-	-	-	-	-	-	-	-	-	-	-	
66	Arrears Clearance (net change)	-	-	-	-	-	-	-	-	-	1,300,000,000	1,300,000,000	
67	Amortisation	-	-	-	-	-	-	-	-	-	9,729,728,696	9,729,729,000	
	Sub-Total - Multi Sectoral	7,670,588,000	1,382,673,000	-	-	1,918,019,000	-	207,316,000	-	-	79,203,832,049	90,382,399,000	
	GRAND TOTAL	40,297,345,000	7,999,465,000	1,136,252,000	1,931,628,000	6,723,977,000	1,931,628,000	8,241,058,000	7,712,198,000	79,203,832,049	153,245,755,000		



APPENDIX 4D: SUMMARY OF MDA EXPENDITURE ALLOCATION (GH¢) - 2024

Sn.	Ministries / Departments & Agencies	Compensation of Employees		Goods & Services			CAPEX		IGF	DP Funds	Grand Total
		GoG	GoG	GoG	ABFA	GoG	ABFA				
1	Administration	3,900,073,000	2,260,727,000	8,789,000	-	1,520,318,000	588,084,000	316,950,000	238,606,000	8,833,545,000	
	Office of Government Machinery	845,485,000	1,601,129,000	-	-	1,029,969,000	420,444,000	71,783,000	-	3,968,810,000	
	<i>o/w</i> OGM Hqtrs and Agencies	260,661,000	533,386,000	-	-	81,221,000	-	71,783,000	-	947,062,000	
	<i>o/w</i> Public Enterprises	-	10,525,000	-	-	3,342,000	-	-	-	13,868,000	
	<i>o/w</i> Scholarship	-	428,400,000	-	-	-	-	-	-	428,400,000	
	<i>o/w</i> Micro Finance and Small Loans Centre	-	71,400,000	-	-	-	-	-	-	71,400,000	
	<i>o/w</i> Nation Builders Corps	584,823,000	-	-	-	-	-	-	-	584,823,000	
	<i>o/w</i> National Identification Authority	-	214,200,000	-	-	62,475,000	-	-	-	276,675,000	
	<i>o/w</i> Monitoring and Evaluation	-	-	-	-	-	-	-	-	-	
	<i>o/w</i> Zongo Development Fund	-	220,198,000	-	-	-	-	-	-	220,198,000	
	<i>o/w</i> Infrastructure for Poverty Eradication Programme (SDI Secretariat and Dev't Authorities)	-	68,746,000	-	-	875,434,000	420,444,000	-	-	1,364,624,000	
	<i>o/w</i> Home Rental Scheme	-	42,840,000	-	-	-	-	-	-	42,840,000	
	<i>o/w</i> Council of State	-	11,424,000	-	-	7,497,000	-	-	-	18,921,000	
2	Office of the Head of Civil Service	26,117,000	9,202,000	-	-	1,006,000	-	9,133,000	7,243,000	52,700,000	
	<i>o/w</i> OHCS Hqtrs and Agencies	26,117,000	3,490,000	-	-	1,006,000	-	9,133,000	7,243,000	46,988,000	
3	<i>o/w</i> Promotion/ Recruitment/ Training	-	5,712,000	-	-	-	-	-	-	5,712,000	
	Parliament of Ghana	272,168,000	243,982,000	-	-	79,656,000	-	-	-	595,805,000	
4	Audit Service	477,759,000	92,820,000	-	-	17,024,000	-	-	-	587,603,000	
5	Public Services Commission	10,292,000	7,270,000	-	-	4,704,000	-	-	6,840,000	29,106,000	
6	Electoral Commission	76,613,000	57,120,000	-	-	12,495,000	-	7,098,000	-	153,326,000	
7	Ministry of Foreign Affairs and Regional Integration	540,047,000	12,699,000	-	-	4,373,000	-	71,045,000	-	628,165,000	
8	Ministry of Finance	543,075,000	102,767,000	8,789,000	-	137,233,000	-	76,443,000	3,621,000	871,928,000	
	<i>o/w</i> MoF Hqtrs and Agencies	543,075,000	45,468,000	-	-	6,035,000	-	76,443,000	3,621,000	674,643,000	
	<i>o/w</i> Ghana Asset Management Company	-	2,035,000	-	-	-	-	-	-	2,035,000	
	<i>o/w</i> Venture Capital	-	7,140,000	-	-	124,950,000	-	-	-	124,950,000	
	<i>o/w</i> Mortgage Financing	-	-	-	-	-	-	-	-	8,789,000	
	<i>o/w</i> Public Interest and Accountability Committee	-	-	8,789,000	-	-	-	-	-	8,789,000	
	<i>o/w</i> Financial Intelligence Center	-	19,564,000	-	-	-	-	-	-	19,564,000	
	<i>o/w</i> Revenue Assurance, Compliance and Enforcement	-	28,560,000	-	-	6,248,000	-	-	-	34,808,000	
9	Ministry of Local Government, Decentralisation and Rural Development	963,709,000	77,933,000	-	-	214,763,000	167,640,000	12,542,000	220,902,000	1,657,489,000	
	<i>o/w</i> MLGDRD Hqtrs and Agencies	39,055,000	22,777,000	-	-	2,414,000	-	12,542,000	220,902,000	297,690,000	
	<i>o/w</i> Local Government Service (Incl. RCCs and <i>o/w</i> Regional Reorganisation and Development	924,654,000	55,156,000	-	-	12,429,000	-	-	-	992,238,000	
	<i>o/w</i> RCC Renovations	-	-	-	-	124,950,000	167,640,000	-	-	292,590,000	
10	National Media Commission	7,133,000	2,683,000	-	-	74,970,000	-	-	-	74,970,000	
11	National Development Planning Commission	7,118,000	18,027,000	-	-	4,319,000	-	-	-	29,464,000	
12	Ministry of Information	110,237,000	29,343,000	-	-	8,747,000	-	68,906,000	-	217,232,000	
	<i>o/w</i> Mol Hqtrs and Agencies	110,237,000	12,207,000	-	-	8,747,000	-	68,906,000	-	200,096,000	
13	Right to Information Commission	3,000	4,284,000	-	-	-	-	-	-	17,136,000	
14	Ministry of Parliamentary Affairs	4,000	1,468,000	-	-	4,648,000	-	-	-	21,197,000	



APPENDIX 4D: SUMMARY OF MDA EXPENDITURE ALLOCATION (GH¢) - 2024

Sn.	Ministries / Departments & Agencies	Compensation of			Goods & Services			CAPEX			IGF	DP Funds	Grand Total
		GoG			GoG			GoG					
		GoG	ABFA	ABFA	GoG	ABFA	ABFA	GoG	ABFA	ABFA			
15	Economic	906,328,000	1,452,742,000	15,240,000	564,193,000	171,015,000	1,572,573,000	568,166,000	5,250,253,000				
	Ministry of Food and Agriculture	108,700,000	698,125,000	-	109,497,000	50,292,000	30,621,000	277,558,000	1,274,792,000				
	o/w MoFA Hqtrs and Agencies	108,700,000	14,589,000	-	44,632,000	-	30,621,000	277,558,000	476,099,000				
	o/w Planting for Food and Jobs	-	659,260,000	-	33,806,000	50,292,000	-	-	743,358,000				
	o/w Tree Crops Development Authority	-	21,420,000	-	-	-	-	-	21,420,000				
	o/w Pwalugu Multipurpose Dam Project	-	2,856,000	-	31,058,000	-	-	-	33,914,000				
16	Ministry of Fisheries and Aquaculture Development	17,790,000	2,141,000	-	4,373,000	3,048,000	56,909,000	7,243,000	91,504,000				
	o/w MoFAD Hqtrs and Agencies	17,790,000	2,141,000	-	-	3,048,000	56,909,000	7,243,000	87,130,000				
	o/w Anomabo Fisheries College	-	-	-	4,373,000	-	-	-	4,373,000				
17	Ministry of Lands and Natural Resources	332,676,000	550,473,000	15,240,000	43,310,000	18,288,000	713,052,000	34,202,000	1,707,240,000				
	o/w MLNR Hqtrs and Agencies	332,676,000	11,615,000	-	-	-	713,052,000	34,202,000	1,091,544,000				
	o/w National afforestation programme	-	63,665,000	-	-	-	-	-	63,665,000				
	o/w Ghana Integrated Aluminium Dev't Company	-	37,367,000	-	5,825,000	-	-	-	43,192,000				
	o/w Operation Vanguard (Anti-Galamsey Operations and REGSEC)	-	28,847,000	-	-	-	-	-	28,847,000				
	o/w Boundary Settlement Commission	-	5,426,000	-	-	-	-	-	5,426,000				
	o/w Ghana Integrated Iron and Steel Development Corp.	-	4,284,000	15,240,000	-	18,288,000	-	-	37,812,000				
	o/w Green Ghana Project	-	13,709,000	-	-	-	-	-	13,709,000				
18	Ministry of Trade and Industry	85,741,000	68,971,000	-	37,485,000	26,235,000	248,983,000	50,699,000	706,583,000				
	o/w MOTI Hqtrs and Agencies	85,741,000	6,881,000	-	4,373,000	-	248,983,000	50,699,000	396,677,000				
	o/w One District One Factory Programme	-	31,052,000	-	221,581,000	26,235,000	-	-	278,869,000				
	o/w Africa Continental Free Trade Area Secretariat	-	8,854,000	-	-	-	-	-	8,854,000				
	o/w Business Development	-	22,184,000	-	-	-	-	-	22,184,000				
19	Ministry of Tourism, Arts and Culture	66,011,000	9,635,000	-	2,499,000	-	27,467,000	-	105,611,000				
20	Ministry of Environment, Science, Tech. and Innovation	289,062,000	11,641,000	-	6,622,000	-	452,402,000	-	759,728,000				
	o/w MESTI Hqtrs and Agencies	289,062,000	7,500,000	-	2,499,000	-	452,402,000	-	751,463,000				
	o/w Science and Technology Project	-	4,141,000	-	4,123,000	-	-	-	8,265,000				
21	Ministry of Energy	6,348,000	111,756,000	-	171,937,000	73,152,000	43,139,000	198,464,000	604,795,000				
	o/w MoEN Hqtrs and Agencies	6,348,000	78,912,000	-	134,452,000	73,152,000	43,139,000	198,464,000	534,466,000				
	o/w Petroleum Hub	-	28,560,000	-	37,485,000	-	-	-	66,045,000				
	o/w Nuclear Energy	-	4,284,000	-	-	-	-	-	4,284,000				



APPENDIX 4D: SUMMARY OF MDA EXPENDITURE ALLOCATION (GH¢) - 2024

Sn.	Ministries / Departments & Agencies	Compensation of Employees		Goods & Services		CAPEX		IGF	DP Funds	Grand Total
		GoG	GoG	ABFA	GoG	ABFA				
	Infrastructure	171,369,000	187,585,000	-	1,947,352,000	1,556,012,000	398,311,000	3,971,706,000	8,232,334,000	
22	Ministry of Sanitation and Water Resources	23,805,000	28,672,000	-	33,317,000	159,963,000	49,957,000	491,950,000	787,663,000	
	<i>o/w MoSWR Hqtrs and Agencies</i>	23,805,000	2,435,000	-	2,499,000	-	49,957,000	491,950,000	570,645,000	
	<i>o/w Water and Sanitation Initiative</i>	-	26,237,000	-	30,818,000	159,963,000	-	-	217,018,000	
23	Ministry of Works and Housing	24,946,000	9,909,000	-	279,945,000	30,138,000	1,191,000	266,566,000	612,695,000	
	<i>o/w MoWH Hqtrs and Agencies</i>	24,946,000	2,769,000	-	161,243,000	30,138,000	1,191,000	266,566,000	486,853,000	
	<i>o/w Decding of White Volta</i>	-	-	-	-	-	-	-	-	
	<i>o/w Affordable Housing</i>	-	7,140,000	-	118,703,000	-	-	-	125,843,000	
24	Ministry of Roads and Highways	75,584,000	3,143,000	-	1,304,839,000	1,061,111,000	25,698,000	2,718,620,000	5,188,995,000	
	<i>o/w MoRH Hqtrs and Agencies</i>	75,584,000	3,143,000	-	-	-	25,698,000	2,718,620,000	2,823,045,000	
	<i>o/w Roads Infrastructure</i>	-	-	-	1,304,839,000	1,061,111,000	-	-	2,365,950,000	
25	Ministry of Communications and Digitalisation	29,754,000	111,968,000	-	71,495,000	-	47,761,000	-	260,978,000	
	<i>o/w MoC Hqtrs and Agencies</i>	29,754,000	98,474,000	-	56,501,000	-	47,761,000	-	232,490,000	
	<i>o/w Cyber Security Authority</i>	-	6,355,000	-	14,994,000	-	-	-	21,349,000	
	<i>o/w NITA Data Charges</i>	-	7,140,000	-	-	-	-	-	7,140,000	
26	Ministry of Railways Development	5,951,000	15,900,000	-	8,676,000	304,800,000	3,980,000	289,708,000	629,015,000	
	<i>o/w MoRD Hqtrs and Agencies</i>	5,951,000	2,482,000	-	-	-	3,980,000	289,708,000	302,121,000	
	<i>o/w Railways Development</i>	-	13,418,000	-	8,676,000	304,800,000	-	-	326,894,000	
27	Ministry of Transport	11,329,000	17,993,000	-	249,080,000	-	269,724,000	204,862,000	752,988,000	
	<i>o/w MoT Hqtrs and Agencies</i>	11,329,000	5,141,000	-	155,680,000	-	269,724,000	204,862,000	646,736,000	
	<i>o/w Fish Landing Sites</i>	-	5,712,000	-	91,463,000	-	-	-	97,175,000	
	<i>o/w Aircraft Accident/Incident Investigation & Prevention Bureau</i>	-	7,140,000	-	1,937,000	-	-	-	9,077,000	

2024



APPENDIX 4D: SUMMARY OF MDA EXPENDITURE ALLOCATION (GH¢) - 2024

Sn.	Ministries / Departments & Agencies	Compensation of Employees		Goods & Services		CAPEX		IGF	DP Funds	Grand Total
		GoG		GoG		GoG				
		GoG	ABFA	GoG	ABFA	GoG	ABFA			
28	Social Ministry of Education o/w MoE Hqtrs and Agencies o/w Free Senior High School Programme o/w Existing Interventions in Education o/w Construction of Regional STEM Centres o/w Teacher Trainee Allowances	20,508,493,000 13,298,125,000 13,026,055,000 - - - 272,070,000	3,106,028,000 1,503,825,000 34,771,000 1,423,347,000 1,423,347,000 1,423,347,000 -	421,584,000 18,805,000 18,805,000 -	145,427,000 96,012,000 -	6,505,913,000 2,782,787,000 2,782,787,000 -	2,287,915,000 1,224,016,000 1,224,016,000 -	34,398,705,000 20,346,917,000 17,086,435,000 2,642,501,000 249,900,000 96,012,000 272,070,000 286,420,000 140,202,000 102,600,000 100,662,000 12,184,293,000 11,256,835,000 8,925,000 42,177,000 10,668,000 8,390,000 7,140,000 301,999,000 249,900,000 298,260,000 1,230,039,000 61,248,000 282,079,000 881,000,000 2,856,000 2,856,000 7,572,000		
29	Ministry of Employment and Labour Relations	82,867,000	5,166,000	4,126,000	-	194,261,000	-	272,070,000		
30	Ministry of Youth and Sports	29,819,000	40,965,000	68,860,000	-	558,000	-	286,420,000		
31	National Commission for Civic Education	76,777,000	18,570,000	7,253,000	-	-	-	140,202,000		
32	Ministry of Chieftaincy and Religious Affairs	39,271,000	7,906,000	53,485,000	-	-	-	102,600,000		
33	Ministry of Health o/w MoH Hqtrs and Agencies o/w Mental Health o/w Health Infrastructure o/w e-Health Project o/w Ghana Psychological Council o/w Health Facilities Regulatory Agency o/w COVID-19 Vaccines (Operational & Procurement) o/w National COVID-19 Response o/w Nursing Trainee Allowances	6,933,754,000 6,635,494,000 - - - - - - 298,260,000	354,737,000 29,533,000 8,925,000 - - - - - 1,172,913,000	262,014,000 7,435,000 - - - - - - - 6,035,000	49,415,000 -	3,527,718,000 3,527,718,000 - - - - - - - 589,000	1,056,656,000 1,056,656,000 - - - - - - - 7,243,000	12,184,293,000 11,256,835,000 8,925,000 42,177,000 10,668,000 8,390,000 7,140,000 301,999,000 249,900,000 298,260,000 1,230,039,000 61,248,000 282,079,000 881,000,000 2,856,000 2,856,000 7,572,000		
34	Ministry of Gender, Children and Social Protection o/w MGCSOP Hqtrs and Agencies o/w Livelihood Empowerment Against Poverty o/w School Feeding Programme o/w Domestic Violence Fund o/w Child / Human Trafficking Fund	43,260,000 43,260,000 - - - - 4,620,000	4,121,000 282,079,000 881,000,000 2,856,000 2,856,000 1,946,000	6,035,000 6,035,000 -	- -	589,000 589,000	7,243,000 7,243,000	1,230,039,000 61,248,000 282,079,000 881,000,000 2,856,000 2,856,000		
35	National labour Commission	4,620,000	1,946,000	1,006,000	-	-	-	7,572,000		



APPENDIX 4D: SUMMARY OF MDA EXPENDITURE ALLOCATION (GH¢) - 2024

Sn.	Ministries / Departments & Agencies	Compensation of Employees		Goods & Services		CAPEX		IGF	DP Funds	Grand Total
		GoG	ABFA	GoG	ABFA	GoG	ABFA			
36	Public Safety	9,098,135,000	-	460,591,000	-	501,595,000	-	181,929,000	-	10,242,251,000
	Office of the Attorney-General and Ministry of Justice	118,060,000	-	11,942,000	-	27,751,000	-	59,131,000	-	216,884,000
	<i>o/w</i> MoJ Hqtrs and Agencies	118,060,000	-	11,942,000	-	2,012,000	-	59,131,000	-	191,144,000
	<i>o/w</i> Construction of Law House	-	-	-	-	25,740,000	-	-	-	25,740,000
37	Office of the Legal Aid Commission	20,859,000	-	1,386,000	-	1,006,000	-	44,000	-	23,295,000
38	Ministry of Defence	2,024,693,000	-	50,191,000	-	246,032,000	-	32,969,000	-	2,353,886,000
	<i>o/w</i> MoD Hqtrs and Agencies	2,024,693,000	-	18,200,000	-	4,811,000	-	32,969,000	-	2,080,673,000
	<i>o/w</i> Construction of Forward Operating Base/ Northern Border Security	-	-	9,097,000	-	220,440,000	-	-	-	229,537,000
	<i>o/w</i> Ammunitions and other Accoutrements	-	-	-	-	20,782,000	-	-	-	20,782,000
	<i>o/w</i> Fuel Lifting	-	-	14,326,000	-	-	-	-	-	14,326,000
	<i>o/w</i> Food	-	-	8,568,000	-	-	-	-	-	8,568,000
	Commission on Human Rights and Administrative Justice	44,454,000	-	21,884,000	-	7,497,000	-	-	-	73,836,000
39	Judicial Service	487,633,000	-	89,230,000	-	73,784,000	-	21,408,000	-	672,036,000
40	<i>o/w</i> Judicial Service Hqtrs and Agencies	275,078,000	-	28,127,000	-	33,758,000	-	21,408,000	-	358,372,000
	<i>o/w</i> Judiciary	212,555,000	-	61,103,000	-	40,006,000	-	-	-	313,664,000
41	Ministry of the Interior	5,651,409,000	-	75,148,000	-	52,332,000	-	68,377,000	-	5,847,265,000
	<i>o/w</i> MoI Hqtrs and Agencies	5,651,409,000	-	42,353,000	-	31,550,000	-	68,377,000	-	5,793,688,000
	<i>o/w</i> Ammunitions and other Accoutrements	-	-	-	-	20,782,000	-	-	-	20,782,000
	<i>o/w</i> Fuel Lifting	-	-	17,087,000	-	-	-	-	-	17,087,000
	<i>o/w</i> Food Rations	-	-	15,708,000	-	-	-	-	-	15,708,000
42	Ministry of National Security	677,924,000	-	152,970,000	-	11,995,000	-	-	-	842,889,000
	<i>o/w</i> MoNS Hqtrs and Agencies	677,924,000	-	142,974,000	-	8,247,000	-	-	-	829,144,000
	<i>o/w</i> National Signals Bureau	-	-	9,996,000	-	3,749,000	-	-	-	13,745,000
43	Office of the Special Prosecutor	73,103,000	-	57,840,000	-	81,218,000	-	-	-	212,160,000
	Sub-Total MDAs	34,584,394,000	7,467,671,000	1,447,376,000	4,955,042,000	2,460,539,000	8,975,674,000	7,066,393,000	66,957,089,000	



M O F
E D

APPENDIX 4D: SUMMARY OF MDA EXPENDITURE ALLOCATION (GH¢) - 2024

Sn.	Ministries / Departments & Agencies	Compensation of Employees		Goods & Services		CAPEX		IGF	DP Funds	Other Government Obligations	Grand Total
		GoG	ABFA	GoG	ABFA	GoG	ABFA				
44	General Government Services	3,140,780,000	477,488,000	-	516,493,000	-	-	-	-	-	4,134,761,000
	<i>o/w Other General Government Services Expenditures</i>	3,140,780,000	420,368,000	-	516,493,000	-	-	-	-	-	4,077,641,000
	<i>o/w Project Development Facility</i>	-	28,560,000	-	-	-	-	-	-	-	28,560,000
	<i>o/w Noguchi Memorial Institute for Medical Research</i>	-	-	-	-	-	-	-	-	-	-
	<i>o/w PFM Reform Project</i>	-	28,560,000	-	-	-	-	-	-	-	28,560,000
45	GhanaCARES	-	317,135,000	-	262,500,000	-	-	-	-	-	579,635,000
46	YouStart	-	402,696,000	-	280,531,000	-	-	-	-	-	683,227,000
47	e-Transaction Levy Services	-	345,480,000	-	-	-	-	-	-	-	345,480,000
48	Agenda 111	-	-	-	647,241,000	-	-	-	-	-	647,241,000
49	Subscription	-	342,800,000	-	-	-	-	-	-	-	342,800,000
50	Contingency Vote	-	619,000,000	-	598,819,000	-	-	-	-	-	1,217,819,000
51	Pensions	2,414,411,000	-	-	-	-	-	-	-	-	2,414,411,000
52	Gratuities	754,503,000	-	-	-	-	-	-	-	-	754,503,000
53	Social Security	3,432,991,000	-	-	-	-	-	-	-	-	3,432,991,000
54	Interest Payments	-	-	-	-	-	-	-	-	-	-
55	Subsidies on Petroleum products	-	-	-	-	-	-	41,313,074,951	-	-	41,313,074,951
56	National Health Fund	-	-	-	-	-	-	376,483,367	-	-	376,483,367
57	Education Trust Fund	-	-	-	-	-	234,616,000	4,047,769,190	-	-	4,282,385,000
58	Road Fund	-	-	-	-	-	-	3,099,461,440	-	-	3,099,461,440
59	Petroleum Related Funds	-	-	-	-	-	-	2,210,728,337	-	-	2,210,728,337
60	Dist. Ass. Common Fund	-	-	-	-	-	-	43,886,996	-	-	43,886,996
	<i>o/w ABFA</i>	-	-	-	-	-	-	4,444,340,853	-	-	4,444,341,000
61	Ghana Infrastructure Fund (ABFA Capex)	-	-	-	-	-	-	241,229,350	-	-	241,229,350
62	Transfer to GNPC from Oil Revenue	-	-	-	-	-	-	675,442,181	-	-	675,442,000
63	Other Earmarked Funds	-	-	-	-	-	-	1,377,955,126	-	-	1,377,955,000
64	Social Benefits (Lifetime Consumers of Electricity)	-	-	-	-	-	-	7,136,221,828	-	-	7,136,222,000
65	Other Expenditures	-	-	-	-	-	-	317,968,295	-	-	317,968,000
	<i>o/w ESA Transfers</i>	-	-	-	-	-	-	10,249,073,176	-	-	10,249,073,000
	<i>o/w Other Critical Spending (IPPs)</i>	-	-	-	-	-	-	5,715,321,520	-	-	5,715,322,000
	<i>o/w Finsec (GAT)</i>	-	-	-	-	-	-	4,533,751,656	-	-	4,533,752,000
66	Attreats Clearance (net change)	-	-	-	-	-	-	-	-	-	-
67	Amortisation	-	-	-	-	-	-	-	-	-	-
	Sub-total -Multi Sectoral	9,742,685,000	2,504,999,000	-	2,305,584,000	-	234,616,000	88,467,851,436	-	-	103,255,334,000
	GRAND TOTAL	44,327,079,000	9,972,270,000	1,447,376,000	7,260,626,000	2,460,539,000	9,210,290,000	7,066,393,000	7,066,393,000	88,467,851,436	170,212,423,000



APPENDIX 4D: SUMMARY OF MDA EXPENDITURE ALLOCATION (GH¢) - 2025

Sn.	Ministries / Departments & Agencies	Compensation of Employees		Goods & Services			CAPEX		IGF	DP Funds	Grand Total
		GoG	GoG	ABFA	GoG	ABFA	GoG	ABFA			
1	Administration	4,130,176,000	2,509,405,000	8,877,000	2,113,240,000	593,965,000	381,383,000	231,381,000	9,968,428,000		
	Office of Government Machinery	895,368,000	1,777,253,000	-	1,431,657,000	424,649,000	81,104,000	-	4,610,031,000		
	o/w OGM Hqrs and Agencies	276,040,000	592,069,000	-	112,897,000	-	81,104,000	-	1,062,112,000		
	o/w Public Enterprises	-	11,683,000	-	4,646,000	-	-	-	16,329,000		
	o/w Scholarships	-	475,524,000	-	-	-	-	-	475,524,000		
	o/w Micro Finance and Small Loans Centre	-	79,254,000	-	-	-	-	-	79,254,000		
	o/w Nation Builders Corps	619,328,000	-	-	86,840,000	-	-	-	619,328,000		
	o/w National Identification Authority	-	237,762,000	-	-	-	-	-	324,602,000		
	o/w Monitoring and Evaluation	-	-	-	-	-	-	-	-		
	o/w Zongo Development Fund	-	244,419,000	-	-	-	-	-	244,419,000		
	o/w Infrastructure for Poverty Eradication Programme (SDI Secretariat and Dev't Authorities)	-	76,308,000	-	1,216,853,000	424,649,000	-	-	1,717,809,000		
	o/w Home Rental Scheme	-	47,552,000	-	-	-	-	-	47,552,000		
	o/w Council of State	-	12,681,000	-	10,421,000	-	-	-	23,101,000		
2	Office of the Head of Civil Service	27,658,000	10,214,000	-	1,398,000	-	11,579,000	-	50,849,000		
	o/w OHCS Hqrs and Agencies	27,658,000	3,873,000	-	1,398,000	-	11,579,000	-	44,508,000		
	o/w Promotion/Recruitment/Training	-	6,340,000	-	-	-	-	-	6,340,000		
3	Parliament of Ghana	288,226,000	270,820,000	-	110,721,000	-	-	-	669,767,000		
4	Audit Service	505,947,000	103,030,000	-	23,664,000	-	-	-	632,641,000		
5	Public Services Commission	10,899,000	8,070,000	-	6,539,000	-	-	-	25,507,000		
6	Electrical Services Commission	81,133,000	63,403,000	-	17,368,000	-	161,000	-	162,065,000		
7	Ministry of Foreign Affairs and Regional Integration	571,910,000	14,096,000	-	6,079,000	-	79,061,000	-	671,146,000		
8	Ministry of Finance	575,116,000	114,071,000	8,877,000	190,753,000	-	84,794,000	-	973,612,000		
	o/w Mof Hqrs and Agencies	575,116,000	50,470,000	-	8,389,000	-	84,794,000	-	718,769,000		
	o/w Ghana Asset Management Company	-	2,259,000	-	-	-	-	-	2,259,000		
	o/w Venture Capital	-	7,925,000	-	-	-	-	-	7,925,000		
	o/w Mortgage Financing	-	-	-	173,681,000	-	-	-	173,681,000		
	o/w Public Interest and Accountability Committee	-	-	8,877,000	-	-	-	-	8,877,000		
	o/w Financial Intelligence Center	-	21,716,000	-	-	-	-	-	21,716,000		
	o/w Revenue Assurance, Compliance and Enforcement	-	31,702,000	-	8,684,000	-	-	-	40,386,000		
9	Ministry of Local Government, Decentralisation and Rural Development	1,020,568,000	86,505,000	-	298,520,000	169,316,000	13,543,000	231,381,000	1,819,834,000		
	o/w MLGDRD Hqrs and Agencies	41,359,000	25,283,000	-	3,356,000	-	13,543,000	231,381,000	314,921,000		
	o/w Local Government Service (incl. RCCs and o/w Regional Reorganisation and Development	979,208,000	61,223,000	-	17,276,000	-	-	-	1,057,707,000		
	o/w RCC Renovations	-	-	-	173,681,000	169,316,000	-	-	342,997,000		
10	National Media Commission	7,553,000	2,978,000	-	104,208,000	-	-	-	104,208,000		
11	National Development Planning Commission	7,538,000	20,010,000	-	6,003,000	-	-	-	33,551,000		
12	Ministry of Information	116,741,000	32,570,000	-	12,158,000	-	111,141,000	-	272,610,000		
	o/w Mol Hqrs and Agencies	116,741,000	13,549,000	-	12,158,000	-	111,141,000	-	253,589,000		
	o/w Government Communication	-	19,021,000	-	-	-	-	-	19,021,000		
13	Right to Information Commission	17,514,000	4,755,000	-	521,000	-	-	-	22,790,000		
14	Ministry of Parliamentary Affairs	4,005,000	1,630,000	-	6,461,000	-	-	-	12,096,000		



APPENDIX 4D: SUMMARY OF MDA EXPENDITURE ALLOCATION (GH¢) - 2025

Sn.	Ministries / Departments & Agencies	Compensation of				Goods & Services				CAPEX				IGF	DP Funds	Grand Total
		GoG		ABFA		GoG		ABFA		GoG		ABFA				
		GoG	ABFA	GoG	ABFA	GoG	ABFA	GoG	ABFA	GoG	ABFA					
15	Economic Ministry of Food and Agriculture o/w MoFA Hqtrs and Agencies o/w Planting for Food and Jobs o/w Tree Crops Development Authority o/w Pwalugu Multipurpose Dam Project	959,799,000 115,113,000 115,113,000 - -	1,612,546,000 774,919,000 16,194,000 731,779,000 23,776,000	15,392,000 -	784,230,000 152,201,000 62,039,000 46,991,000 -	172,726,000 50,795,000 -	56,150,000 228,551,000 228,551,000 -	1,732,719,000 387,109,000 387,109,000 -	5,664,518,000 1,377,728,000 478,046,000 829,565,000 23,776,000							
16	Ministry of Fisheries and Aquaculture Development o/w MoFAD Hqtrs and Agencies o/w Anomabo Fisheries College	18,839,000 18,839,000 -	2,377,000 2,377,000 -	-	6,079,000 6,079,000 -	3,078,000 3,078,000 -	62,851,000 62,851,000 -	7,669,000 7,669,000 -	100,893,000 94,814,000 6,079,000							
17	Ministry of Lands and Natural Resources o/w MLNR Hqtrs and Agencies o/w National afforestation programme o/w Ghana Integrated Aluminium Dev't Company o/w Operation Vanguard (Anti-Galamsey Operations and REGSEC) o/w Boundary Settlement Commission o/w Ghana Integrated Iron and Steel Development Corp.	352,303,000 352,303,000 -	611,025,000 12,893,000 70,668,000 41,477,000 -	15,392,000 -	60,202,000 -	18,471,000 -	720,573,000 720,573,000 -	20,521,000 20,521,000 -	1,798,487,000 1,106,290,000 70,668,000 49,574,000 -							
	o/w Green Ghana Project o/w Alternative Employment and Livelihood Project	-	4,755,000 15,217,000	15,392,000	-	18,471,000	-	-	38,619,000 15,217,000							
18	Ministry of Trade and Industry o/w MOTI Hqtrs and Agencies o/w One District One Factory Programme o/w Africa Continental Free Trade Area Secretariat o/w Business Development	90,799,000 90,799,000 -	76,558,000 7,638,000 34,468,000 9,827,000	-	314,077,000 6,079,000 307,998,000 -	26,498,000 -	293,199,000 293,199,000 -	130,368,000 130,368,000 -	480,076,000 931,499,000 528,084,000 368,964,000 9,827,000							
19	Ministry of Tourism, Arts and Culture	69,905,000	10,695,000	-	3,474,000	-	40,165,000	-	124,239,000							
20	Ministry of Environment, Science, Tech. and Innovation o/w MESTI Hqtrs and Agencies o/w Science and Technology Project	306,117,000 306,117,000 -	12,922,000 8,325,000 4,597,000	-	9,205,000 3,474,000 5,731,000	-	511,698,000 511,698,000 -	-	839,942,000 829,614,000 10,328,000							
21	Ministry of Energy o/w MoEN Hqtrs and Agencies o/w Petroleum Hub o/w Nuclear Energy	6,722,000 6,722,000 -	124,050,000 87,593,000 31,702,000 4,755,000	-	238,992,000 186,888,000 52,104,000 -	73,884,000 73,884,000 -	48,083,000 48,083,000 -	-	491,730,000 403,169,000 83,806,000 4,755,000							



APPENDIX 4D: SUMMARY OF MDA EXPENDITURE ALLOCATION (GH¢) - 2025

Sn.	Ministries / Departments & Agencies	Compensation of Employees		Goods & Services			CAPEX		IGF	DP Funds	Grand Total
		GoG	GoG	GoG	ABFA	GoG	ABFA				
	Infrastructure	181,478,000	208,220,000	-	2,927,988,000	1,578,357,000	443,313,000	5,148,404,000	10,487,756,000		
22	Ministry of Sanitation and Water Resources	25,209,000	31,826,000	-	46,311,000	161,562,000	52,176,000	1,640,497,000	1,957,580,000		
	<i>o/w MoSWR Hqtrs and Agencies</i>	25,209,000	2,703,000	-	3,474,000	-	52,176,000	1,640,497,000	1,724,058,000		
	<i>o/w Water and Sanitation Initiative</i>	-	29,123,000	-	42,837,000	161,562,000	-	-	233,523,000		
23	Ministry of Works and Housing	26,418,000	10,999,000	-	369,124,000	30,440,000	1,257,000	375,396,000	833,633,000		
	<i>o/w MoWH Hqtrs and Agencies</i>	26,418,000	3,073,000	-	224,128,000	30,440,000	1,257,000	375,396,000	660,711,000		
	<i>o/w Dredging of White Volta</i>	-	-	-	-	-	-	-	-		
	<i>o/w Affordable Housing</i>	-	7,925,000	-	164,996,000	-	-	-	172,922,000		
24	Ministry of Roads and Highways	80,043,000	3,489,000	-	2,034,893,000	1,078,507,000	26,329,000	2,058,893,000	5,282,154,000		
	<i>o/w MoRH Hqtrs and Agencies</i>	80,043,000	3,489,000	-	-	-	26,329,000	2,058,893,000	2,168,753,000		
	<i>o/w Roads Infrastructure</i>	-	-	-	2,034,893,000	1,078,507,000	-	-	3,113,400,000		
25	Ministry of Communications and Digitalisation	31,509,000	124,285,000	-	99,378,000	-	56,501,000	-	311,672,000		
	<i>o/w MoC Hqtrs and Agencies</i>	31,509,000	109,306,000	-	78,536,000	-	56,501,000	-	275,852,000		
	<i>o/w Cyber Security Authority</i>	-	7,054,000	-	20,842,000	-	-	-	27,895,000		
	<i>o/w NITA Data Charges</i>	-	7,925,000	-	-	-	-	-	7,925,000		
26	Ministry of Railways Development	6,302,000	17,649,000	-	12,060,000	307,848,000	4,768,000	920,244,000	1,268,871,000		
	<i>o/w MoRD Hqtrs and Agencies</i>	6,302,000	2,755,000	-	-	-	4,768,000	920,244,000	934,069,000		
	<i>o/w Railways Development</i>	-	14,894,000	-	12,060,000	307,848,000	-	-	334,802,000		
27	Ministry of Transport	11,997,000	19,972,000	-	346,222,000	-	302,282,000	153,374,000	833,846,000		
	<i>o/w MoT Hqtrs and Agencies</i>	11,997,000	5,706,000	-	216,395,000	-	302,282,000	153,374,000	689,755,000		
	<i>o/w Fish Landing Sites</i>	-	6,340,000	-	127,134,000	-	-	-	133,474,000		
	<i>o/w Aircraft Accident/Incident Investigation & Prevention Bureau</i>	-	7,925,000	-	2,692,000	-	-	-	10,617,000		



APPENDIX 4D: SUMMARY OF MDA EXPENDITURE ALLOCATION (GH¢) - 2025

Sn.	Ministries / Departments & Agencies	Compensation of Employees		Goods & Services		CAPEX		IGF	DP Funds	Grand Total
		GoG		GoG		GoG				
		GoG	ABFA	GoG	ABFA	GoG	ABFA			
28	Social Ministry of Education o/w MoE Hqtrs and Agencies o/w Free Senior High School Programme o/w Existing Interventions in Education o/w Construction of Regional STEM Centres o/w Teacher Trainee Allowances	21,718,494,000 14,082,714,000 13,794,592,000 -	3,447,689,000 1,669,245,000 38,596,000 -	1,441,572,000 1,441,572,000 -	1,441,572,000 1,441,572,000 1,441,572,000 -	586,001,000 26,139,000 26,139,000 -	146,881,000 96,972,000 -	7,336,548,000 3,012,462,000 3,012,462,000 -	1,463,021,000 1,180,980,000 1,180,980,000 -	36,140,208,000 21,510,085,000 18,052,769,000 2,794,832,000 277,389,000 96,972,000 288,122,000 354,083,000 173,379,000 112,001,000 124,707,000 12,493,105,000 11,412,497,000 9,907,000 43,902,000 10,775,000 9,662,000 7,925,000 335,218,000 347,361,000 315,857,000 1,364,397,000 67,039,000 313,108,000 977,910,000 3,170,000 3,170,000 8,451,000
29	Ministry of Employment and Labour Relations	288,122,000	-	-	-	-	-	-	-	277,389,000
30	Ministry of Youth and Sports	87,756,000	5,734,000	-	-	5,735,000	-	254,857,000	-	288,122,000
31	National Commission for Civic Education	31,579,000	45,471,000	-	-	95,715,000	-	613,000	-	354,083,000
32	Ministry of Chieftaincy and Religious Affairs	81,307,000	20,612,000	-	-	10,082,000	-	-	-	173,379,000
33	Ministry of Health o/w MoH Hqtrs and Agencies o/w Mental Health o/w Health Infrastructure o/w e-Health Project o/w Ghana Psychological Council o/w Health Facilities Regulatory Agency o/w COVID-19 Vaccines (Operational & Procurement) o/w National COVID-19 Response o/w Nursing Trainee Allowances	41,588,000 7,342,845,000 7,026,988,000 -	8,776,000 393,758,000 32,782,000 9,907,000	- - - -	- - - -	8,776,000 393,758,000 32,782,000 9,907,000 4,768,000 -	74,344,000 364,199,000 10,334,000 -	49,909,000 4,068,022,000 4,068,022,000 -	274,372,000 274,372,000 -	124,707,000 12,493,105,000 11,412,497,000 9,907,000 43,902,000 10,775,000 9,662,000 7,925,000 335,218,000 347,361,000 315,857,000 1,364,397,000 67,039,000 313,108,000 977,910,000 3,170,000 3,170,000 8,451,000
34	Ministry of Gender, Children and Social Protection o/w MGCSOP Hqtrs and Agencies o/w Livelihood Empowerment Against Poverty o/w School Feeding Programme o/w Domestic Violence Fund o/w Child / Human Trafficking Fund	315,857,000 45,812,000 45,812,000 -	- 1,301,933,000 4,575,000 313,108,000	- - - -	- - - -	- 8,389,000 8,389,000 -	- 8,389,000 8,389,000 -	- 594,000 594,000 -	- 7,669,000 7,669,000 -	- 1,364,397,000 67,039,000 313,108,000 977,910,000 3,170,000 3,170,000 8,451,000
35	National labour Commission	4,893,000	2,160,000	-	-	1,398,000	-	-	-	8,451,000



APPENDIX 4D: SUMMARY OF MDA EXPENDITURE ALLOCATION (GH¢) - 2025

Sn.	Ministries / Departments & Agencies	Compensation of Employees		Goods & Services		CAPEX		IGF	DP Funds	Grand Total
		GoG	ABFA	GoG	ABFA	GoG	ABFA			
	Public Safety	9,634,926,000	511,256,000	-	697,217,000	-	205,195,000	-	11,048,594,000	
36	Office of the Attorney-General and Ministry of Justice	125,026,000	13,255,000	-	38,574,000	-	64,880,000	-	241,736,000	
	<i>o/w Maj Hqtrs and Agencies</i>	125,026,000	13,255,000	-	2,796,000	-	64,880,000	-	205,958,000	
	<i>o/w Construction of Law House</i>	-	-	-	35,778,000	-	-	-	35,778,000	
37	Office of the Legal Aid Commission	22,090,000	1,539,000	-	1,398,000	-	48,000	-	25,075,000	
38	Ministry of Defence	2,144,150,000	55,712,000	-	341,985,000	-	34,618,000	-	2,576,465,000	
	<i>o/w MoD Hqtrs and Agencies</i>	2,144,150,000	20,203,000	-	6,687,000	-	34,618,000	-	2,205,657,000	
	<i>o/w Construction of Forward Operating Base/ Northern Border Security</i>	-	10,098,000	-	306,412,000	-	-	-	316,509,000	
	<i>o/w Ammunitions and other Accoutrements</i>	-	-	-	28,887,000	-	-	-	28,887,000	
	<i>o/w Fuel Lifting</i>	-	15,902,000	-	-	-	-	-	15,902,000	
	<i>o/w Fuel</i>	-	9,510,000	-	-	-	-	-	9,510,000	
	<i>Commission on Human Rights and Administrative Justice</i>	47,077,000	24,292,000	-	10,421,000	-	-	-	81,789,000	
39	Judicial Service	516,404,000	99,045,000	-	102,533,000	-	22,647,000	-	740,629,000	
40	<i>o/w Judicial Service Hqtrs and Agencies</i>	291,308,000	31,221,000	-	46,924,000	-	22,647,000	-	392,100,000	
	<i>o/w Judiciary</i>	225,096,000	67,824,000	-	55,608,000	-	-	-	348,528,000	
41	Ministry of the Interior	5,984,842,000	83,414,000	-	72,714,000	-	83,002,000	-	6,223,999,000	
	<i>o/w Mol Hqtrs and Agencies</i>	5,984,842,000	47,011,000	-	43,654,000	-	83,002,000	-	6,158,709,000	
	<i>o/w Ammunitions and other Accoutrements</i>	-	-	-	28,887,000	-	-	-	28,887,000	
	<i>o/w Fuel Lifting</i>	-	18,967,000	-	-	-	-	-	18,967,000	
	<i>o/w Food Rations</i>	-	17,436,000	-	-	-	-	-	17,436,000	
42	Ministry of National Security	717,921,000	169,797,000	-	16,673,000	-	-	-	904,391,000	
	<i>o/w MoNS Hqtrs and Agencies</i>	717,921,000	158,701,000	-	11,463,000	-	-	-	888,085,000	
	<i>o/w National Signals Bureau</i>	-	11,096,000	-	5,210,000	-	-	-	16,306,000	
43	Office of the Special Prosecutor	77,416,000	64,202,000	-	112,892,000	-	-	-	254,510,000	
	Sub-Total MDAs	36,624,873,000	8,289,115,000	1,455,841,000	7,108,675,000	2,491,929,000	10,099,159,000	7,229,913,000	73,309,505,000	



M O S

APPENDIX 4D: SUMMARY OF MDA EXPENDITURE ALLOCATION (GH¢) - 2025

Sn.	Ministries / Departments & Agencies	Compensation of Employees		Goods & Services		CAPEX		IGF	DP Funds	Other Government Obligations	Grand Total
		GoG	ABFA	GoG	ABFA	GoG	ABFA				
44	General Government Services	5,250,070,000	830,011,000	-	-	703,300,000	-	-	-	-	6,783,382,000
	<i>o/w</i> Other General Government Services Expenditures	5,250,070,000	766,608,000	-	-	703,300,000	-	-	-	-	6,719,979,000
	<i>o/w</i> Project Development Facility	-	31,702,000	-	-	-	-	-	-	-	31,702,000
	<i>o/w</i> Noguchi Memorial Institute for Medical Research	-	-	-	-	-	-	-	-	-	-
	<i>o/w</i> PFM Reform Project	-	31,702,000	-	-	-	-	-	-	-	31,702,000
45	GhanaCARES	-	317,135,000	-	-	262,500,000	-	-	-	-	579,635,000
46	YouStart	-	446,983,000	-	-	389,938,000	-	-	-	-	836,930,000
47	e-Transaction Levy Services	-	383,483,000	-	-	-	-	-	-	-	383,483,000
48	Agenda 111	-	-	-	-	889,665,000	-	-	-	-	889,665,000
49	Subscription	-	380,508,000	-	-	-	-	-	-	-	380,508,000
50	Contingency Vote	-	948,525,000	-	-	1,081,508,000	-	-	-	-	2,030,032,000
51	Pensions	2,679,996,000	-	-	-	-	-	-	-	-	2,679,996,000
52	Gratuities	837,499,000	-	-	-	-	-	-	-	-	837,499,000
53	Social Security	3,810,620,000	-	-	-	-	-	-	-	-	3,810,620,000
54	Interest Payments	-	-	-	-	-	-	-	-	-	-
55	Subsidies on Petroleum products	-	-	-	-	-	-	-	-	43,954,595,384	43,954,595,000
56	National Health Fund	-	-	-	-	-	-	268,972,000	-	404,435,872	404,436,000
57	Education Trust Fund	-	-	-	-	-	-	-	-	4,658,945,998	4,927,918,000
58	Road Fund	-	-	-	-	-	-	-	-	3,743,993,613	3,743,994,000
59	Petroleum Related Funds	-	-	-	-	-	-	-	-	2,427,680,636	2,427,681,000
60	Dist. Ass. Common Fund	-	-	-	-	-	-	-	-	48,193,896	48,194,000
	<i>o/w</i> ABFA	-	-	-	-	-	-	-	-	4,913,668,398	4,913,668,000
61	Ghana Infrastructure Fund (ABFA Capex)	-	-	-	-	-	-	-	-	244,306,852	244,307,000
62	Transfer to GNPC from Oil Revenue	-	-	-	-	-	-	-	-	684,059,185	684,059,000
63	Other Earmarked Funds	-	-	-	-	-	-	-	-	1,411,079,614	1,411,080,000
64	Social Benefits (Lifetime Consumers of Electricity)	-	-	-	-	-	-	-	-	8,166,603,907	8,166,604,000
65	Other Expenditures	-	-	-	-	-	-	-	-	413,358,784	413,359,000
	<i>o/w</i> ESLS Transfers	-	-	-	-	-	-	-	-	10,918,610,859	10,918,611,000
	<i>o/w</i> Other Critical Spending (PPPs)	-	-	-	-	-	-	-	-	6,480,628,825	6,480,629,000
	<i>o/w</i> Finsec (GAT)	-	-	-	-	-	-	-	-	4,437,982,034	4,437,982,000
66	Arrears Clearance (net change)	-	-	-	-	-	-	-	-	-	-
67	Amortisation	-	-	-	-	-	-	-	-	-	-
	Sub-Total -Multi Sectoral	12,578,185,000	3,306,655,000	-	-	3,336,911,000	-	268,972,000	-	21,598,921,358	21,598,921,000
	GRAND TOTAL	49,203,058,000	11,595,770,000	1,465,841,000	2,491,929,000	10,445,586,000	7,229,913,000	103,368,131,000	103,344,147,506	196,144,375,000	



APPENDIX 5: BREAKDOWN OF PROJECTED ABFA SPENDING (GH¢) – 2022

Sn.	ABFA Priority Areas	Ministries / Departments & Agencies	Goods and Services	CAPEX	Total
1	Agriculture	Ministry of Food and Agriculture	-	33,000,000	33,000,000
		<i>o/w Planting for Food and Jobs</i>	-	33,000,000	33,000,000
		Ministry of Fisheries and Aquaculture Development	-	2,000,000	2,000,000
		<i>o/w MoFAD Hqtrs and Agencies</i>	-	2,000,000	2,000,000
Sub-total			-	35,000,000	35,000,000
2	Industrial Development	Ministry of Lands and Natural Resources	10,000,000	12,000,000	22,000,000
		<i>o/w Ghana Integrated Iron and Steel Development Corp.</i>	10,000,000	12,000,000	22,000,000
		Ministry of Trade and Industry	-	17,215,000	17,215,000
		<i>o/w One District One Factory Programme</i>	-	17,215,000	17,215,000
Sub-total			10,000,000	29,215,000	39,215,000
3	Road, Rail and Other Critical Infrastructure	Ministry of Energy	-	48,000,000	48,000,000
		<i>o/w MoEN Hqtrs and Agencies</i>	-	48,000,000	48,000,000
		Ministry of Water Resources and Sanitation	-	104,962,000	104,962,000
		<i>o/w Water and Sanitation Initiative</i>	-	104,962,000	104,962,000
		Ministry of Works and Housing	-	19,776,000	19,776,000
		<i>o/w MoWH Hqtrs and Agencies</i>	-	19,776,000	19,776,000
		Ministry of Roads and Highways	-	690,983,000	690,983,000
		<i>o/w Roads Infrastructure</i>	-	690,983,000	690,983,000
		Ministry of Railways Development	-	200,000,000	200,000,000
		<i>o/w Railways Development</i>	-	200,000,000	200,000,000
		Office of Government Machinery	-	275,882,000	275,882,000
		<i>o/w Infrastructure for Poverty Eradication Programme (SDI Secretariat and Dev't Authorities)</i>	-	275,882,000	275,882,000
Ministry of Local Government, Decentralisation and Rural Development	-	110,000,000	110,000,000		
<i>o/w Regional Reorganisation and Development</i>	-	110,000,000	110,000,000		
Sub-total			-	1,449,603,000	1,449,603,000
4	Education and Health Services Delivery	Ministry of Education	930,846,000	63,000,000	993,846,000
		<i>o/w Free Senior High School Programme</i>	930,846,000	-	930,846,000
		<i>o/w Construction of Regional STEM Centres</i>	-	63,000,000	63,000,000
		Ministry of Health	-	32,424,000	32,424,000
		<i>o/w Health Infrastructure</i>	-	25,424,000	25,424,000
<i>o/w e-Health Project</i>	-	7,000,000	7,000,000		
Sub-total			930,846,000	95,424,000	1,026,270,000
5	Public Interest and Accountability	Ministry of Finance	5,767,000	-	5,767,000
		<i>o/w Public Interest and Accountability Committee</i>	5,767,000	-	5,767,000
Sub-total			5,767,000	-	5,767,000
Grand Total			946,613,000	1,609,242,000	2,555,855,000

