



REPUBLIC OF GHANA

The Budget Statement and Economic Policy

of the Government of Ghana for the

2020 Financial Year

Presented to Parliament on Wednesday, 13th November 2019 by
Ken Ofori-Atta, Minister for Finance

Theme:

*“Consolidating the gains for growth, jobs and
prosperity for all”*



On the Authority of His Excellency Nana Addo Dankwa Akufo-Addo,
President of the Republic of Ghana



Table of Contents

Acronyms and Abbreviations	iv
List of Figures	xii
List of Tables	xii
<hr/>	
INTRODUCTION.....	1
<hr/>	
PART A.....	7
<hr/>	
SECTION ONE: GLOBAL ECONOMIC DEVELOPMENTS AND OUTLOOK	8
Global Growth.....	8
Global Inflation.....	9
World Price Developments for Ghana’s Key Traded Commodities	10
African Continental Free Trade Area (AfCFTA)	10
Developments in the ECOWAS Sub-Region	11
Economic Partnership Agreement (EPA).....	15
Implications of Global Developments for Ghana’s Economy	15
<hr/>	
SECTION TWO: MACROECONOMIC PERFORMANCE FOR JANUARY- SEPTEMBER 2019	17
Overview of Macroeconomic Performance	17
Real Sector Performance	19
Monetary Sector Performance	24
External Sector Developments	25
Fiscal Performance for 2019.....	29
Petroleum Receipts And Utilisation In 2019.....	36
Public Debt Developments For 2019	40
Financial Sector Developments	47
<hr/>	
SECTION THREE: PERFORMANCE OF GOVERNMENT FLAGSHIPS AND OTHER PRIORITY PROGRAMMES	54
Human Capital Development.....	54
Agriculture Modernisation	56
Industrialisation.....	60
Infrastructure Development	61



Private Sector and Entrepreneurship Development.....	70
Social Intervention Policies.....	71
Other Initiatives.....	73
<hr/>	
SECTION FOUR: MEDIUM TERM OBJECTIVES AND TARGETS.....	77
Government’s Medium-Term Vision And Objectives	77
2020 and Medium Term Macro-Fiscal Targets	79
Real Sector Outlook	79
Monetary and External Sector Outlook.....	82
Fiscal Outlook.....	84
2020 Petroleum Receipts	89
Medium-Term Debt Management Strategy.....	91
Transforming Ghana Beyond Aid	94
<hr/>	
PART B.....	102
<hr/>	
SECTION FIVE: MDAs PERFORMANCE AND KEY PROGRAMMES FOR 2020 AND THE MEDIUM TERM	103
Administration Sector.....	103
Economic Sector	126
Infrastructure Sector	156
Social Sector	171
Public Safety Sector	188
<hr/>	
CONCLUSION	201
PART C.....	205
<hr/>	
APPENDICES.....	206

APPENDICE

- Appendix 1A: Real GDP Growth
- Appendix 1B: Real GDP at Levels
- Appendix 1C: Nominal GDP at Levels
- Appendix 2A: Summary of Central Government Fiscal Operations - 2019
- Appendix 2B: Economic Classification of Central Gov't Revenue - 2019
- Appendix 2C: Economic Classification of Central Gov't Expenditure - 2019
- Appendix 3A: Summary of Central Government Fiscal Operations - 2020-2023
- Appendix 3B: Economic Classification of Central Gov't Revenue - 2020-2023
- Appendix 3C: Economic Classification of Central Gov't Expenditure - 2020-2023
- Appendix 4A: MDA Expenditure Allocation (GH¢) – 2020
- Appendix 4A: MDA Expenditure Allocation (GH¢) – 2020
- Appendix 4A: MDA Expenditure Allocation – 2020
- Appendix 4B: Summary of MDA Exp. Allocation (GH¢) – 2020
- Appendix 4C: Summary of MDA Exp. Allocation (GH¢) – 2021
- Appendix 4D: Summary of MDA Exp. Allocation (GH¢) – 2022
- Appendix 4E: Summary of MDA Exp. Allocation (GH¢) – 2023
- Appendix 5: Breakdown of Projected ABFA Spending (GH¢) – 2020
- Appendix 6: Cost of Government Flagship Programmes (GH¢) – 2020
- Appendix 7: MDA Staff Establishments and Cost (GH¢) – 2020
- Appendix 8A: IGF Actual Performance (GH¢) – 2016-2018
- Appendix 8B: 2019 IGF Performance and Projections (GH¢) - 2020-2023
- Appendix 8C: 2020 Ceilings (GH¢) - OHLGS & RCCS
- Appendix 8D: 2020 Budget Ceilings (GH¢) - MMDAS
- Appendix 9: Government Measures to Implement Recommendations of Parliament in Respect of the Report of the Auditor-General
- Appendix 10A: Debt to GDP
- Appendix 10B: New Loan Commitments
- Appendix 10C: Approved Project List to be funded from External Non-Concessional Loans for 2020
- Appendix 10D: External Debt Service Payments by Sector
- Appendix 11A: Monetary Indicators (GH¢ Million)
- Appendix 11B: Sectorial Distribution of Bank Outstanding Credit
- Appendix 11C: Ghana's Balance of Payments – 2018-2019
- Appendix 12A: Provisional 2019 Non-Tax Revenue Actuals and 2020 Projections (GH¢ 000)
- Appendix 12B: 2019 Non-Tax Revenue Actuals & 2020 Projections by Major Categories (GH¢'000)
- Appendix 12C: Non-Tax Revenue/ Internally Generated Funds, 2020 - 2023 Projections (GH¢'000)
- Appendix 12D: Expenditure Breakdown of 2020 Internally Generated Funds Retention (GH¢) by MDAs
- Appendix 12E: Expenditure Breakdown of 2021 Internally Generated Funds Retention (GH¢) by MDAs
- Appendix 12F: Expenditure Breakdown of 2022 Internally Generated Funds Retention (GH¢) by MDAs
- Appendix 12G: Expenditure Breakdown of 2022 Internally Generated Funds Retention (GH¢) by MDAs
- Appendix 13: External Sector Developments

To purchase copies of the Statement, please contact the Public Relations Office of the Ministry

Ministry of Finance
Public Relations Office
New Building, Ground Floor, Room 001 and 003
P. O. Box MB 40
Accra – Ghana

The 2020 Budget Statement and Economic Policy of the Government of Ghana is also available on the internet at:

www.mofep.gov.gh

Acronyms and Abbreviations

1D1F	One-District One-Factory
AAFORD	Affordable Agricultural Financing for Resilient Rural Development Project
ABFA	Annual Budget Funding Amount
ACI	Airport Council International
ADB	Agricultural Development Bank
ADR	Alternative Dispute Resolution
AfCFTA	African Continental Free Trade Area
AfDB	African Development Bank
AIIB	Asian Infrastructure Investment Bank
AMA	Accra Metropolitan Assembly
AMIS	Audit Management Information System
AMS	Accompanying Measures Strategy
ANS	Air Navigation Services
ARAP	Anti-Corruption Rule of Law and Accountability Programme
AU	African Union
AUC	African Union Commission
BECE	Basic Education Certificate Examination
BoG	Bank of Ghana
BOPs	Business Operating Permits
CAPS	Common Admissions Platform
CBG	Consolidated Bank Ghana Limited
CCADR	Court Connected-Alternative Dispute Resolution
CDD	Center for Democratic Development
CDVTIs	Community Development Vocational and Technical Institutes
CECs	Civic Education Club activities in schools
CEDECOM	Central Region Development Commission
CET	Common External Tariff
CHAN	African Championship of Nations
CHRAJ	Commission on Human Rights and Administrative Justice
CI	Constitutional Instruments
CLASS	Complimentary Livelihood Asset Support Scheme
CLFZs	Child Labour Free Zones
CMMP	Capital Market Master Plan
CNS	Communication Navigation and Surveillance
CoDEO	Coalition of Domestic Election Observers
COICOP	Classification of Individual Consumption by Purpose
COMESA	Common Market for Eastern and Southern Africa
COTVET	Council for Technical and Vocational Education and Training

CP	Coordinated Programme
CPESDP	Coordinated Programme of Economic and Social Development Policies
CPI	Consumer Price Index
CRIG	Cocoa Research Institute of Ghana
CSAIP	Climate-Smart Agriculture Investment Plan
CSIR	Council for Scientific and Industrial Research
CSOs	Civil Society Organisations
CST	Communication Service Tax
CTD	Convention Travel Documents
CTP	Cape Three Points
CTS	Case Tracking System
CWSA	Community Water and Sanitation Agency
DCIM	District Committees on Illegal Mining
DFEC	Document Fraud Expertise Centre
DFI	Department of Factories Inspectorate
DFID	Department for International Development
DFQF	Duty-Free Quota-Free
DFR	Department of Feeder Roads
DLE	District Level Elections
DoA	Department of Agriculture
DSA	Debt Sustainability Analysis
DTT	Digital Terrestrial Television
ECCD	Early Childhood Care and Development
ECE	Early Childhood Education
ECF	Extended Credit Facility
ECG	Electricity Company of Ghana
ECOWAS	Economic Community of West African States
EEZ	Exclusive Economic Zone
EFT	Electronic Funds Transfer
EOCO	Economic and Organised Crime Office
EPA	Environmental Protection Agency
EPC	Engineering Procurement and Construction
EPCC	Economic Policy Coordinating Committee
ESLA	Energy Sector Levies and Accounts
ESRP	Energy Sector Recovery Programme
ETLS	ECOWAS Trade Liberalisation Scheme
EU	European Union
EWI	Education Workforce Initiative
FAO	Food and Agriculture Organisation

FAW	Fall Army Worm
FBOs	Faith Based Organisations
FDA	Food and Drug Authority
FDI	Foreign Direct Investment
FLEGT	Forest Law Enforcement Governance and Trade
FOB	Forward Operating Base
FOCAC	Forum on China-Africa Cooperation
FSD	Fiscal Strategy Document
FWSC	Fair Wages and Salaries Commission
FZEs	Free Zones Enterprises
GADP	Ghana Automotive Development Policy
GAEC	Ghana Atomic Energy Commission
GAF	Ghana Armed Forces
GAFCS	Ghana Armed Forces Command and Staff College
GALOP	Ghana Accountability for Learning Outcomes Project
GAMCORP	Ghana Asset Management Corporation
GARID	Greater Accra Resilient and Integrated Development
GASSLIP	Greater Accra Sustainable Sanitation and Livelihood Improvement Project
GAT	Ghana Amalgamated Trust
GBV	Gender-Based Violence
GCLMS	Ghana Child Labour Monitoring System
GCX	Ghana Commodities Exchange
GDP	Gross Domestic Product
GES	Ghana Education Service
GETFund	Ghana Education Trust Fund
GFZA	Ghana Free Zones Authority
GHANEPS	Ghana Electronic Procurement System
GIADDEC	Ghana Integrated Aluminium Development Corporation
GIFEC	Ghana Investment Fund for Electronic Communications
GIIF	Ghana Infrastructure Investment Fund
GIISDEC	Ghana Integrated Iron and Steel Development Corporation
GIPC	Ghana Investment Promotion Centre
GIRSAL	Ghana Incentive-Based Risk Sharing System for Agricultural Lending
GMet	Ghana Meteorological Agency
GMO	Genetically Modified Organism
GMRA	Global Master Repurchase Agreement
GNPC	Ghana National Petroleum Corporation
GPF	Ghana Petroleum Funds
GPSNP	Ghana Productive Safety Net Project

GRA	Ghana Revenue Authority
GRATIS	Ghana Regional Appropriate Technology Industrial Services
GSCSP	Ghana Secondary Cities Support Programme
GSE	Ghana Stock Exchange
GSE-CI	Ghana Stock Exchange Composite Index
GSFP	Ghana School Feeding Programme
GSS	Ghana Statistical Service
GTA	Ghana Tourism Authority
HOTCATT	Hotel, Catering and Tourism Training Institute
HPC	High-Performance Computing
HPS	High Pressure Sodium
HRMIS	Human Resource Management Information System
HSSE	Health Safety Security and Environment
ICAO	International Civil Aviation Organisation
ICCO	International Cocoa Organization
ICM	International Capital Market
IDEG	Institute for Democratic Governance
IEPA	Institute of Educational Planning and Administration
IFAD	International Fund For Agricultural Development
IGF	Internally Generated Funds
IP & SEZ	Industrial Parks and Special Economic Zones
IPEP	Infrastructure for Poverty Eradication Programme
IPAC	Inter-Party Advisory Committee
IPPD	Integrated Personnel and Payroll Database
IPPs	Independent Power Producers
ISD	Information Service Department
ISO	International Organisation for Standardization
IEC	International Electrotechnical Commission
ITAPS	Integrated Tax Application and Preparation System
ITU	International Telecommunication Union
IUU	Illegal Unreported and Unregulated
KACE	Kofi Annan Centre of Excellence
KA IPTC	Kofi Annan International Peace Keeping Training Centre
KCML	Kumasi City Markets Limited
KOAFEC	Korea-Africa Economic Cooperation
KSAs	Key Stakeholder Agencies
LEAP	Livelihood Empowerment Against Poverty
LGS	Local Government Services
LIPW	Labour Intensive Public Works

LMD	Last Mile Distribution
LMIS	Logistic Management Information System
LPGMC	Liquefied Petroleum Gas Marketing Companies
LUSPA	Land Use and Spatial Planning Authority
M2+	Broad Money Supply
MASLOC	Micro Finance and Small Loans Centre
MIC	Migration Information Centre
MIIF	Minerals Income Investment Fund
MDAs	Ministries Departments and Agencies
MMDAs	Metropolitan Municipal and District Assemblies
MMscf	Million Standard Cubic Feet
MMDCDs	Metropolitan Municipal and District Coordinating Directors
MOH	Ministry of Health
MPs	Members of Parliament
MSMEs	Micro Small and Medium Enterprises
MTDS	Medium Term Debt Management Strategy
MTNDPF	Medium-Term National Development Policy Framework
NABCO	Nation Builders Corps
NABTEX	National Accreditation Board and Technical Examination
NACAP	National Anti-Corruption Action Plan
NaCCA	National Council for Curriculum and Assessment
NaCORD	National Anti-Corruption Reporting Dashboard
NADMO	National Disaster Management Organization
NBA	National Biosafety Authority
NBSSI	National Board for Small Scale Industries
NCA	National Communications Authority
NCCE	National Commission for Civic Education
NDA	Net Domestic Assets
NDMW	National Daily Minimum Wage
NDPAS	National Digital Property Addressing System
NECC	National Early Childhood Care
NEIP	National Entrepreneurship and Innovation Plan
NFA	Net Foreign Assets
NFB	National Folklore Board
NFSL	National Fiscal Stabilisation Levy
NHIS	National Health Insurance Scheme
NHMF	National Housing and Mortgage Fund
NHMS	National Housing and Mortgage Scheme
NIA	National Identification Authority

NIB	National Investment Bank
NITA	National Information Technology Agency
NMC	National Media Commission
NPA	National Petroleum Authority
NPAP	National Plastics Action Partnership
NPP	New Patriotic Party
NPRA	National Pensions Regulatory Authority
NPSRS	National Public Sector Reform Strategy
NRA	Nuclear Regulatory Authority
NTC	National Teaching Council
ODF	Open Defecation Free
OEMs	Original Equipment manufacturers
OHCS	Office of the Head of the Civil Service
OHLGS	Office of the Head of Local Government Service
OICG	Opportunities Industrialisation Centre Ghana
OSP	Office of Special Prosecutor
PCOA	Put Call Option Agreement
PDS	Power Distribution Services
PEAs	Private Employment Agencies
PECs	Public Employment Centres
PEPs	Productivity Enhancement Programmes
PERD	Planting For Export and Rural Development
PFM	Public Financial Management
PFMRP	Public Financial Management Reform Project
PJCC	Permanent Joint Commission for Cooperation
PPA	Public Procurement Authority
PPAs	Power Purchase Agreements
PPPs	Public–Private Partnership
PRAAD	Public Records and Archives Administration Department
PRMA	Petroleum Revenue Management Act
PSJSNC	Public Service Joint Salaries Negotiation Committee
PSRRP	Public Sector Reform for Results Project
PURC	Public Utilities Regulatory Commission
PWDs	Persons With Disabilities
RAMSR	Radiological and Medical Sciences Research Institute
RCCs	Regional Coordinating Councils
RCDs	Regional Coordinating Directors
RCSTWSP	Rural Communities and Small Towns Water Supply Project
REITs	Real Estate Investment Trusts

REP	Rural Enterprise Programme
RFJ	Rearing for Food and Jobs
RGD	Registrar General’s Department
RLPGPP	Rural LPG Promotion Programme
ROPAA	Representation of Peoples’ Amendment Act
RRT	Rapid Response Teams
RTI	Right to Information
SAPIP	Savannah Zone Agricultural Productivity Improvement Project
SDF	Spatial Development Framework
SDGs	Sustainable Development Goals
SDIs	Special Deposit taking Institutions
SEC	Securities and Exchange Commission
SEZs	Special Economic Zones
SGN	Sankofa Gye Nyame
SHS	Senior High School
SIGA	State Interests and Governance Authority
SIYB	Start and Improve Your Business
SLWMP	Sustainable Land and Water Management Project
SMEs	Small and Medium-sized Enterprises
SOEs	State Owned Enterprises
SPV	Special Purpose Vehicle
STEM	Science Technology Engineering and Mathematics
STEP	Skills Towards Employment and Productivity
TEN	Tweneboa Enyenra Ntomme
TEU	Technical Examinations Unit
NABPTEX	National Board for Professional and Technical Examinations
TICAD	Tokyo International Conference of African Development
TIN	Tax Identification Number
TLMs	Teaching and Learning Materials
TMA	Tema Metropolitan Assembly
TSCs	Technology Solution Centres
TTIP	Takoradi–Tema Interconnection Pipeline
TVET	Technical and Vocational Education and Training
UMaT	University of Mines and Technology
UMB	Universal Merchant Bank Limited
UN	United Nations
UNCAC	United Nations Convention Against Corruption
UNICEF	United Nations Children's Fund
UNODC	United Nation Office on Drugs and Crime

UNOHCHR	United Nation Office of the High Commissioner for Human Rights
UNWTO	United Nations World Tourism Organization
VALCO	Volta Aluminium Company
VAT	Value Added Tax
VBA	Volta Basin Authority
WAFU	West African Football Union
WEO	World Economic Outlook
WISER	Wealthy Inclusive Sustainable Empowered and Resilient
WITEP	Women in Tourism Empowerment Programme
YEA	Youth Employment Agency

List of Figures

Figure 1: Real GDP growth in Ghana (Oil and Non-Oil)	19
Figure 2: Growth in Agriculture and Agriculture sub-sectors	20
Figure 3: Sectorial Distribution of Nominal GDP	23
Figure 4: Trend in average lending rate	25
Figure 5: Fiscal Outlook for 2019	36
Figure 6: Composition of Total Petroleum Receipts, 2019	38
Figure 7: Trend in Public Debt Accumulation (2016-Sept 2019)	44
Figure 8: Ghana’s Credit Story 2003 to 2019 and Medium Term	45
Figure 9: Overall Oil and Non-Oil Real GDP Growth, 2020-2023 (percent)	80
Figure 10: Sectoral Real GDP Growth, 2020-2023 (percent)	81
Figure 11: Sector Shares of GDP at Basic Prices, 2020-2023	82
Figure 12: Resource Mobilization for 2020	87
Figure 13: Resource Allocation for 2020	88

List of Tables

Table 1: ECOWAS Growth Rates (% annual)	11
Table 2: ECOWAS Consumer Price Inflation (annual averages)	12
Table 3: ECOWAS Rationalized Convergence Criteria	13
Table 4: Growth in Industry Sector and Sub-Sectors	21
Table 5: Growth in Services and Service Sub-Sectors	22
Table 6: Summary of Central Government Fiscal Operations - 2018/2019	30
Table 7: Summary of Central Government Revenues and Grants-2018/2019	32
Table 8: Summary of Central Government Expenditures – 2018/2019	34
Table 9: Summary of Central Gov’t Budget Balances & Financing –2018/2019	35
Table 10: Details of Crude Oil Proceeds on Lifting Basis for Jan - Sept 2019	37
Table 11: Sources of Petroleum Receipts, January-September 2019	37
Table 12: Analysis of Petroleum Receipts from January-September (2017 to 2019) ...	38
Table 13: Distribution of January-September 2019 Petroleum Receipts	39

Table 14: ABFA Utilisation by Priority Area for Jan-Sep 2019 (in GH¢)	40
Table 15: Summary of 2019 Eurobond issuance	43
Table 16: Ghana’s Sovereign Ratings.....	45
Table 17: List of Phase 1 Projects (Sinohydro)	64
Table 18: Summary of Central Government Fiscal Operations (2019-2023).....	85
Table 19: Sources of Petroleum Revenue in 2020	90
Table 20: Revenue Distribution in 2020	91
Table 21: Critical regional road projects programmed for construction in 2020.....	160

INTRODUCTION

1. Right Honourable Speaker, Honourable Members of Parliament, on the authority of His Excellency the President Nana Addo Dankwa Akufo-Addo, I beg to move that this august House approves the Financial Policy of the Government of Ghana for the year ending 31st December, 2020.
2. Mr. Speaker, on the authority of His Excellency the President, and in keeping with the requirement of Article 179 of the 1992 Constitution of the Republic of Ghana, and Section 21(3) of the PFM Act 2016 (ACT 921), may I respectfully present the Budget Statement and Economic Policies of Government for 2020 to this Honourable House.
3. I also submit before this august House, the 2019 Annual Report on the Petroleum Funds, in accordance with Section 48 of the Petroleum Revenue Management Act, 2011 (Act 815), as amended, and a Report on the African Union 0.2 percent Import Levy.
4. Mr. Speaker, in substance, 2019 has been a very good year for Ghana. This is the year that one can confidently say that God’s blessing of the hard work is beginning to manifest, putting us on a positive trajectory for a proper lift. I say so because:
 - We have won some painful but necessary battles for God and country;
 - We have quietly but incontestably achieved significant structural changes for the economy;
 - We have stabilized greatly the macro-economic turbulence that was all too regular a feature in the management of the national economy;
 - We have delivered on our flagship programmes;
 - Mr Speaker, the gains made so far are significant.
5. It is proper to put this budget into perspective to understand how far we have come. On Thursday, 2nd March 2017, I had the honour and privilege to present the first budget of President Akufo-Addo to this House. At that time, as you may recall, the economy was in a very bad shape, suffocating under a mixed weight of debts, arrears, very high cost of living, high youth unemployment and the worst growth rate since 1994. Moreover:
 - Growth in agriculture was declining;
 - Industry growth was in the negative;
 - Interest rates were high;
 - The banking system was weak;
 - Unemployment was rising; and
 - Businesses and households were working mainly to pay off their utility bills.
6. Mr. Speaker, this poor state of public finances, weak policy implementation and lack of policy credibility resulted in Ghana requesting an IMF bailout in August 2014. The economic model being practised at the time was a simple, unexamined

formula of tax, borrow and spend without a focus on production. The previous government resorted to some draconian fiscal measures; notably the increase in the tax burden on many items and activities, including condoms, cutlasses as well as ‘kayayie’.

7. Mr. Speaker, a freeze was imposed on the public sector from employing people. There were cuts to a number of areas of spending, most notably were cuts to research allowances for lecturers, nursing training, and teacher training allowances. Yet, the government then was awarding billions of cedis worth of contracts without knowing about how to pay for them. It was a case of living for today and leaving tomorrow to take care of itself.
8. President Akufo-Addo’s maiden State of the Nation Address captured the situation and his Government’s attitude towards it succinctly: “Too much time, energy and resources were spent in the past, in my view, without a deliberate, conscious assessment of their impact on jobs, and whether or not we were spending wisely to improve the lives of the people, communities and businesses. But, I was not elected by the overwhelming majority of the Ghanaian people to complain. I was elected to get things done. I was elected to fix what is broken and my government and I are determined to do just that.”
9. Mr Speaker, that is exactly what we have done within the last three years. The President had set out his vision and programmes in clear language in his maiden address. He said this within the context of an economy that was seriously challenged; the full extent of which we were yet to discover. And yet, by January 2017, the nation was hopeful because change had come. In the 2017 Budget, we illustrated the NPP Government’s expectations, aspirations and hope for Ghana’s future, using the miracle of Jesus when he fed 5,000 people with 5 loaves of bread and two fish. We also declared that the budget was going to “sow the seeds for growth and jobs”.
10. Mr Speaker exactly 2 years, 8 months and 12 days later, I stand before you to declare that indeed God has been gracious. His favour has shone on our nation and it is because, in my humble view, we, their new leaders, choose to serve His people rightly and sincerely.
11. Quite apart from the fragile structural policy and worsening macro-fiscal situation passed on to us, this Government had to also address serious contractual commitments. The exorbitant energy bill from expensive, difficult-to-explain ‘take or pay’ of Power Purchase Agreements; a pile up of unpaid arrears and outstanding commitments, mostly accrued from contracts awarded without the slightest care for the public purse.
12. Mr. Speaker, if you add the cost of cleaning the financial sector challenges to the long list of legacy bills that the Akufo-Addo government had to settle, the cost to the Ghanaian tax payer is around GH¢33 billion.

13. Mr. Speaker, thankfully, we came in with a plan, stayed focused, kept our discipline, kept our promises and managed to strike a balance between maintaining fiscal discipline and supporting businesses and households with tax reliefs, yes, we dared to abolish all manner of nuisance taxes. Despite the limited resources at our disposal, we implemented our plan which included the introduction of stimulus packages for some viable but struggling businesses; increasing spending significantly on social services, and implemented our flagship programmes.
14. Prof K A Busia said, “The concept of poverty... should be seen not only in terms of cash or the scarcity or underdevelopment of material resources but also in human conditions, in disease, ignorance, lack of training, and education [and[... [t]he first essential requirement for progress is the development of the human being.” That is why, Mr Speaker, President Akufo-Addo would never shy away from the responsibility of investing to prepare our children for their own future.
15. As a result of us introducing the necessary combination of focus, discipline, integrity, creativity, compassion and competence, in just 32 months in office, Mr. Speaker, the Lord has blessed our efforts. The economy has seen a miraculous turnaround, moving now in the right direction. I speak to the data, Mr. Speaker:
 - Economic growth rate has doubled under President Akufo-Addo, rebounding strongly from 3.4 percent in 2016 (; averaging 7%;
 - Inflation rate has fallen from 15.4 percent in December 2016 to 7.6 percent (new series) in September 2019, registering the lowest rate in 27 years; which makes 2019 the year with the slowest ever rise in the prices of goods and service in Ghana in the entire history of the Fourth Republic— Yes, Mr Speaker, 2019 has been good for Ghana because when inflation slows down everybody benefits;
 - The banking sector is on the rise again, recording by mid-year, a year-on-year after tax profit of GH¢1.67 billion, or 36 per cent, in 2019. This is good for Ghana because when the banks are strong the economy is strong;
 - The 91-day treasury bill rate fell steadily from nearly 17 percent in December 2016 and now stands at 14.7 percent. This is good for Ghana because when the cost of borrowing is low businesses expand, jobs are created and spending rises;
 - We have contained the fiscal deficit below 5 percent of GDP for three consecutive years, the end-September 2019 deficit amounted to 4.5 percent of GDP;
 - On the external front, the trade deficit has improved from US\$1.8 billion in 2016 to a surplus of US\$2.6 billion in August 2019. This is good for Ghana as it helps to keep our currency stable and our economy strong.
16. Today, we can be proud of ourselves for the progress we have made together as Ghanaians. This competent Government came into office with a plan. And, we are delivering according to plan. In the President, the people of Ghana are clear on

what they voted for: leadership. Strong, assured, decisive, intelligent, focused and compassionate leadership. Election after election, he has been consistent with his vision, focused on his priorities, and unwavering on the path to getting us there. Not even two defeats could shake him away from his convictions.

17. Mr. Speaker, I am proud to stand here and declare that the President has redeemed virtually all the pledges he made to the people of Ghana.
18. Mr. Speaker, the numbers, indeed, don't lie and I have some numbers that make interesting reading:
 - 1.2 million Ghanaian students would have had access to secondary education by 2020, justifying the spending of Gh¢2.2billion. It is gratifying to note that the first cohort of students under the programme numbering about 362,000 are due to graduate in 2020;
 - 1.9 million people have directly benefited from the Planting for Food and Jobs programme;
 - 97,373 graduates have been given an opportunity under NABCO to better position them for future jobs;
 - 83,000 Ghanaians have been recruited under the Forest Plantation Programme to help restore our environment;
 - A further 138,026 Ghanaians have been recruited under various programmes to support public sector delivery;
 - 55,000 nurses have been recruited to enhance healthcare delivery;
 - 3.6 million Ghanaians have been registered under the national ID programmes;
 - 1,000 sanitary facilities are under construction to address open defecation;
 - 49,000 trainee nurses have been paid Gh¢468 million in allowances;
 - 48,000 teacher trainees have also been paid Gh¢532 million in allowances.
19. Mr. Speaker, to support Industry and Entrepreneurship;
 - 181 companies have benefited from support under the 1D1F programme;
 - 19,500 start-up businesses have received training support under the Government Entrepreneurship Programme;
 - 80 business incubation hubs have been set up across the country to build the capacity of entrepreneurs;
 - 20,000 students have been trained under the Student Entrepreneurship Initiative;
 - 100 disabled women have been empowered to start businesses;
 - Dagbon is finally at peace!
20. Mr. Speaker, in fulfilment of our promise to provide one million US\$ per constituency, IPEP has delivered the following:
 - 307 Ambulances have been procured for distribution to each constituency and all regional and teaching hospitals to enhance healthcare;
 - 200 dams have been completed, and an additional 560 are dams under construction;

- 50 prefabricated grain warehouses have been constructed to reduce post-harvest losses; and
 - 50 markets are under construction to enhance trade within our local assemblies.
21. Mr. Speaker, I wish to take this opportunity to express my sincere gratitude to you and Honourable Members, for the wise counsel, support, activism, opposition and cooperation that you have given to the Executive since 2017. Dare I say, our friends on the other side of this House have proven to be very vocal Opposition.
22. Mr. Speaker, the budget I will be presenting today is critical in various respects:
- First, it is an election year budget and we know the history of such budgets;
 - Second, it is the first, since 2015, to be done without an IMF programme because of our successful completion of the derailed IMF programme last April; and
 - Third, it is the first election year budget to be prepared under the Fiscal Responsibility Act (2018), which places a 5 per cent cap on fiscal deficit in any given year;
23. Mr. Speaker, in 2020, Government will make a strong push on the underlisted priorities in order to consolidate the gains achieved within the last three years and to drive our economic transformation forward in line with the President’s Consolidated Programme and the Ghana Beyond Aid vision:
- **Domestic Revenue Mobilization:** We will take radical policy and institutional reforms towards raising our tax-to-GDP ratio over the medium term from under 13 percent currently to around 20 percent. The focus will be on efficiency and base-broadening rather than imposing new taxes on our people and businesses. This way, we can raise our domestic contribution to our ambitious transformation agenda, in line with the Ghana Beyond Aid vision;
 - **Business Regulatory Reforms:** A 3-year reform initiative, coordinated by the Ministry of Trade and Industry, will be implemented to make Ghana one of the most transparently and efficiently regulated business environments in Africa. This will empower our local businesses and also help us realise our ambition of making Ghana the Gateway to Business in West Africa;
 - **Intensified Drive for FDI:** We need higher amounts of external private capital to complement Government resources in driving our transformation. So, we will aggressively go after Foreign Direct Investment (FDI). To this end, GIPC will be better resourced with human and financial capital. In addition, Government has establish an Inter-Ministerial Committee to provide coordinated policy guidance and support to the FDI drive;
 - **Enhanced Financial Support to Local Enterprises:** Government will deploy early in 2020 a number of initiative to enhance the access of our business to finance, including medium and long-term capital. These include the new National Development Bank, the Ghana Incentives-based Risk Sharing System

- for Agricultural Lending (GIRSAL), the Ghana Commodity Exchange, and a strengthened Venture Capital Trust Fund;
- **International Financial Services Centre.** Work is progressing steadily on preparations to realise Government vision of establishing Ghana as a regional financial services centre in West Africa. The Concept Note has been approved by Government and work is ongoing to draft an International Financial Services (IFS) Bill for broader stakeholder consultations;
 - **Digitization:** We aim to use digitization to transform our development path in line with the global realities of the 4th Industrial Revolution. We will continue the impressive achievements made over the last three years in using digitization to improve government services and make it more accessible to Ghanaians. We will also intensify efforts to support the development of Fintech and the knowledge economy in Ghana;
 - **Accelerated Infrastructure Development:** We will accelerate financing for infrastructure by actively leveraging innovative sources of finance. To this end, we are strengthening the capacity the Ghana Infrastructure Investment Fund (GIIF) to tap into global financial markets, including blended finance and sovereign wealth funds. Supporting private sector development;
 - **Science and Technology:** The foundation for industrialization is science and technology. Government has therefore resolved to complement our advances in human capital in the education sector with a focused push to develop our national technological capability. To this end, Government, through the Ministry of Science, Environment, Technology and Innovation (MESTI) will establish the Ghana Design and Manufacturing Centre (GDMC). A center of excellence in design, manufacturing and technology commercialization, GDMC will facilitate the incubation of new technological industries and serve as a resource for national research institutions and private industry.
24. Mr. Speaker, 2020 is an election year. I would like to take this opportunity to inform this august House on behalf of the President that all the needed resources required shall be marshalled for the Electoral Commission to ensure that we have credible, free and fair elections. Ghana remains one of the most stable and peaceful countries in the world and we intend to maintain it that way.
25. In spite of the year being an election year, Mr. Speaker, let me repeat that President Akufo-Addo and his Government will ensure that the perennial excessive spending during such periods, will not happen in 2020. We shall work within the 2020 appropriated resource envelop and adhere to the Fiscal Responsibility Act to maintain fiscal discipline. We will do so, not because we are complacent of our chances. No. We will do so because the nation needs it and we are not prepared to throw away all the sacrifices and gains the people and their Government have made in the last three years. We shall consolidate our macroeconomic gains and offer businesses and households the predictability and stability that they need to manage their lives.

PART A

SECTION ONE: GLOBAL ECONOMIC DEVELOPMENTS AND OUTLOOK

Global Growth

26. The World Economic Outlook (WEO) indicates that global economic growth remains weakened in 2019 after declining sharply in the last three quarters of 2018. Global growth is projected at 3.0 percent for 2019, the lowest on record since 2008–09, and some 0.6 percentage points lower than the 3.6 percent growth recorded in 2018. However, the projection is for global growth to rebound to an average of 3.4 percent in 2020.
27. Growth in advanced economies is projected to slow down to 1.7 percent in 2019 and 2020, compared to the 2.4 percent and 2.2 percent recorded in 2017 and 2018, respectively. Apart from Japan, where economic growth is projected to increase marginally by 0.1 percentage points from 0.8 percent in 2018 to 0.9 percent in 2019, the projected decline in growth in the advanced economies is symptomatic of a general slowdown in economic activity in all the major countries in the economic bloc.
28. For the United States, growth is expected to decline by 0.5 percentage points from 2.9 percent in 2018 to 2.4 percent in 2019, mainly due to weak investment and industrial output resulting from trade tensions with China. In the Euro Area, growth is estimated to decline by 0.7 percentage points from 1.9 percent in 2018 to 1.2 percent in 2019.
29. Mr. Speaker, in emerging market and developing economies, growth is projected to moderate to 3.9 percent in 2019 from the 4.5 percent recorded in 2018. Growth in the region is however expected to pick up to 4.6 percent in 2020, driven primarily by projected recoveries in Turkey, Argentina, and Iran. However, growth in China has been estimated at 6.1 percent in 2019 compared to the 6.6 percent recorded in 2018, partly linked to escalating tariffs and slowing domestic demand following measures to rein in debt. India’s economy also decelerated in the second quarter of 2019, primarily due to weaknesses in the automobile and real estate sector, as well as uncertainty about the operations of nonbank financial companies. The IMF projects 6.1 percent growth in 2019 for India, relative to the 6.8 percent recorded in 2018.
30. For sub-Saharan Africa, economic growth in 2019 is projected to remain at the 3.2 percent rate recorded in 2018, but estimated to increase to 3.6 percent in 2020. This growth forecast reflects a challenging external environment, continued output disruptions in oil-exporting countries, and weaker-than-anticipated growth in South Africa. Growth prospects in the medium-term are mixed across the countries in the region. While economies in non-resource-intensive countries are estimated to grow at 6 percent on average, resource-intensive countries are expected to grow at about 2.5 percent in 2019. On the positive side, some 24 countries in the region,

home to about 500 million people, are projected to experience a faster growth in per capita income than the rest of the world. However, on the down side, about 21 countries are projected to record per capita income growth lower than the world average.

31. Mr. Speaker, economic activity in the region’s two largest economies, Nigeria (an oil exporter), South Africa (a non-oil, resource-intensive country), show divergent growth paths in the region. According to the IMF’s October 2019 edition of the Regional Economic Outlook (SSA), Nigeria is projected to grow at 2.5 percent in 2020, up from 2.3 percent in 2019, driven by both the oil and non-oil sectors. South Africa’s growth is projected at 0.7 percent in 2019, before picking up to 1.1 percent in 2020. Despite the growth prospects, the region continued to suffer from weather-related shocks in Angola, Botswana, and Ethiopia, continued security tensions in the Sahel region, and the Ebola outbreak in the Democratic Republic of Congo, where 3,000 new cases have so far been reported 2019.

Global Inflation

32. Mr. Speaker, global inflation remains muted, reflecting softening energy prices and moderation in global growth. Average consumer price inflation in advanced economies is expected to decline to 1.5 percent in 2019 from 2.0 percent last year 2018, but expected to increase to 1.8 percent in 2020. For the USA, inflation is projected to decline from 2.4 percent in 2018 to 1.8 percent in 2019, but then increase to 2.3 percent in 2020 while, in the euro area, inflation is expected to drop from 1.8 percent in 2018 to 1.2 percent in 2019, but projected to increase to 1.4 percent in 2020. Japan’s inflation rate of 1.0 percent in 2018 is also projection for 2019, although the projection for 2020 is slightly high at 1.3 percent.
33. Inflation in emerging market and developing economies is expected to inch downwards to 4.7 percent in 2019 from 4.8 percent in 2018, but back up again to 4.8 percent in 2020. China, the largest economy in the bloc, is projected to register inflation rates of 2.3 percent and 2.4 percent in 2019 and 2020, respectively, compared the 2.1 percent recorded in 2018. In the case of India, the inflation rate in projected to increase significantly from 3.4 percent in 2018 and 2019 to 4.1 percent in 2020, and remain elevated at that level into the medium-term.
34. Mr. Speaker, inflation in the Sub-Saharan Africa region is expected to decrease from 8.5 percent in 2018 to 8.4 percent in 2019 and further to 8.0 percent in 2020. Inflation is forecasted to be lowest in the CFA-franc zone where it is expected to remain below 2.0 percent through 2020. However, for the COMESA and ECOWAS economic blocs, the rate of inflation is projected to remain above the Sub-Saharan average in 2019 and 2020, as was also the case in 2018.

World Price Developments for Ghana’s Key Traded Commodities

35. Mr. Speaker, world market crude oil price averaged US\$62.10 per barrel for the first the quarters of 2019, representing a decline of 10.1 percent from the US\$69.63 per barrel for the corresponding period in 2018. For the full year, the World Bank has projected a 12.2 percent reduction in crude oil prices from an average of US\$68.30 per barrel in 2018 to US\$60.00 per barrel in 2019. A further drop of 3.4 percent to US\$58.00 per barrel is expected in 2020, before recovering to an average of US\$60.80 per barrel for the medium-term period spanning 2021 to 2024.
36. Statistics from the International Cocoa Organization (ICCO) indicate that world market cocoa price for the first 10 months of 2019 averaged US\$2,312.45 per tonne, virtually unchanged from the US\$2,313.21 per tonne for the corresponding period in 2018. The projection by the World Bank is for cocoa beans prices to average US\$2,312.45 per tonne in 2019, a marginal improvement of 0.81 percent over the 2018 average of US\$2,293.80 per tonne. Prices are, however, forecasted to appreciate by 2.1 percent in 2020 to an average of US\$2,360.00 per tonne and improve steadily at 2.5 percent annually from 2021 through 2024.
37. Mr. Speaker, according to the October 2019 edition of the World Bank’s Commodity Market Outlook, average gold prices increased in the first three quarters of 2019 by 6.3 percent to US\$1,363.00 fine ounce from US\$1,283.00 per fine ounce for the comparative period in 2018, On an annual basis, gold prices in 2019 are projected to improve to US\$1390 per fine ounce, some 9.5 percent over the outturn of US\$1,269.00 for 2018. A further 5.8 percent improvement in gold prices to US\$1,470.00 per fine ounce is projected for 2020. Gold prices are, however, forecasted to decline averagely by 1.2 percent over the medium-term from 2021 to 2014.

African Continental Free Trade Area (AfCFTA)

38. Mr. Speaker, Ghana successfully won the bid to host the secretariat of the African Continental Free Trade Area (AfCFTA) on 7th July 2019. The AfCFTA, a flagship project of the African Union’s (AU) brings together the 55 African countries with a combined population of about 1.2 billion people and an estimated 2017 of more than US\$2.5 trillion. As at October 2019, 54 out of 55 AU Member States have signed the AfCFTA Agreement out of which 28 have deposited Instruments of Ratification with the African Union Commission (AUC). Only Eritrea is yet to sign.
39. Ghana stands to benefit significantly from the AfCFTA and its anticipated positive impact on growth through a number of channels, including a huge market outlet, high investment, deepened intra-African trade, welfare benefits from lower import prices, production efficiency, increase in outputs, higher value-added jobs and exports, technological specialization, and investment in infrastructure.
40. Mr. Speaker, supporting private sector engagement is critical for championing Ghana’s successful implementation of the AfCFTA and towards taking advantage

of its integrated single market space in Africa. This calls for purposeful dialogue and partnership with the private sector to ensure that Ghana benefits fully from the AfCFTA in realisation of the Ghana Beyond Aid Agenda.

Developments in the ECOWAS Sub-Region

41. Mr. Speaker, the ECOWAS regional economy grew at 3.4 percent in 2018, compared to 2.8 percent in 2017, and it is projected to increase to 3.8 percent in 2019 and 2020. Growth is projected to remain at least 6.0 percent for 2019 and 2020 in Ghana, Cote d’Ivoire, Benin, Senegal, Burkina Faso, Niger, and the Gambia. Growth in the remaining countries is expected to stay above the regional average, with the exception of Nigeria and Liberia.

Table 1: ECOWAS Growth Rates (% annual)

Country	2017	2018	2019	2020
ECOWAS Average	2.8	3.4	3.8	3.8
Ghana	8.1	6.3	7.0	6.8
Cote d'Ivoire	7.7	7.4	7.5	7.3
Senegal	7.1	6.7	6.0	6.8
Guinea	10.0	5.8	5.9	6.0
Burkina Faso	6.3	6.8	6.0	6.0
Benin	5.7	6.7	6.6	6.7
Guinea Bissau	5.9	3.8	4.6	4.9
Mali	5.4	4.7	5.0	5.0
Niger	4.9	6.5	6.3	6.0
Togo	4.4	4.9	5.1	5.3
Cape Verde	3.7	5.1	5.0	5.0
Gambia	4.8	6.5	6.5	6.4
Sierra Leone	3.8	3.5	5.0	7.4
Liberia	2.5	1.2	0.4	1.6
Nigeria	0.8	1.9	2.3	2.5

Source: IMF, AfDB, GSS, MoF Finance, World Bank

42. The average inflation rate for the ECOWAS region declined from 12.9 percent in 2017 to 9.7 percent in 2018, and it is projected to drop further to 8.9 in 2019 before rising to 9.3 percent in 2020. Inflation remains muted in the CFA-franc Zone countries where it is projected to stay below 3.0 percent in 2019 and 2020. Three countries, all belonging to the Anglophone bloc — Liberia, Nigeria, and Sierra Leone — are projected to remain in the double-digit inflation corridor through to 2020. Ghana is, however, projected to register inflation rates close to the ECOWAS regional average in 2019 and 2020, just as it did in 2017 and 2018.

Table 2: ECOWAS Consumer Price Inflation (annual averages)

Country	2017	2018	2019	2020
ECOWAS Average	12.9	9.7	8.9	9.3
Togo	-0.2	0.9	1.4	2.0
Benin	1.8	0.8	-0.3	1.0
Burkina Faso	0.4	2.0	1.1	1.4
Cape Verde	0.8	1.3	1.2	1.6
Côte d'Ivoire	0.7	0.4	1.0	2.0
Guinea Bissau	1.1	1.4	-2.6	1.3
Senegal	1.3	0.5	1.0	1.5
Mali	1.8	1.7	0.2	1.3
Niger	0.2	2.7	-1.3	2.2
Gambia	8.0	6.5	6.9	6.5
Guinea	8.9	9.8	8.9	8.3
Ghana	12.4	9.8	9.3	9.2
Liberia	12.4	23.5	22.2	20.5
Nigeria	16.5	12.1	11.3	11.7
Sierra Leone	18.2	16.9	15.7	13.0

Source: IMF, AfDB, GSS, BoG, MoF, World Bank

Performance on rationalized ECOWAS Convergence Criteria

Primary Criteria

43. Mr. Speaker, with respect to performance for the ECOWAS convergence criteria benchmarks in 2018, the situation deteriorated slightly for the criterion on budget deficit (including grants) as a percentage of GDP, with five countries meeting the standard in 2018, compared to seven in 2017. In contrast, improvements were recorded in respect of the criteria for inflation and Central Bank financing of the budget deficit by additional one country each, bringing the total number to 12 countries and 14 countries, respectively. The performance on the gross external reserves remained stable in 2018 with 14 countries, as was the case in 2017.

Secondary Criteria in 2018

44. As regards the performance on the secondary criteria in 2018, the performance of Member States improved with respect to nominal exchange rate stability. Two additional countries met the criteria, bringing the total number of countries to 14. Compliance with the public debt criterion remained unchanged with 12 countries meeting the standard in 2017 and 2018.
45. Mr. Speaker, regarding the performance on macroeconomic convergence, significant improvements are expected in 2019, particularly in the areas of the budget deficit criterion. Twelve countries are expected to meet the Community

standard on budget deficit in 2019, 13 countries are expected to meet the criterion on inflation in 2019, compared to the 12 recorded in 2018 and the performance on gross foreign reserves criterion is expected to remain at the same level as in 2018, with 14 countries meeting the criteria. With regard to the criterion on budget deficit financing by the Central Bank, all countries are expected to meet the criterion in 2019.

46. On the whole, 10 Member States are expected to meet all the primary criteria in 2019. With reference to the secondary criteria, the projections show eight countries will meet all the criteria in 2019.
47. Mr. Speaker, I am happy to report that Ghana achieved five out of the six ECOWAS Rationalized Convergence Criteria in 2018 as presented in the Table 3. Ghana met three out of the four Primary Convergence Criteria in 2018, namely, the average annual inflation, the gross international reserves cover of at least three months of imports, and the Central Bank Financing of the budget deficit of not more than 10 percent of the previous year’s tax revenue.
48. Concerning the Secondary Convergence criteria, Ghana met both criteria on debt-to-GDP ratio of not more than 70 percent of GDP, and the nominal exchange rate variation of within ± 10 percent band.

Table 3: ECOWAS Rationalized Convergence Criteria

S/N	Convergence Criteria	Target	Number of Countries that met criteria- out of 16 including Ghana	Ghana: status in 2018
Primary Criteria				
1	Budget deficit (including grants and on commitment basis)/GDP	$\leq 3\%$	5	3.5%: Not achieved
2	Average annual inflation	$\leq 10\%$; long term goal of $\leq 5\%$ by 2019	12	9.4: Achieved
3	Gross reserves	≥ 3 months of imports	14	3.6 months: Achieved
4	Central Bank financing of	$\leq 10\%$ of previous year's tax revenue	14	No Central Bank Financing: Achieved
Secondary Criteria				
5	Public debt/GDP	$\leq 70\%$	12	57.9%: Achieved
6	Nominal exchange rate variation	$\pm 10\%$	14	-8.4%: Achieved

ECOWAS Trade Liberalization Scheme (ETLS)

49. Mr. Speaker, the ECOWAS Trade Liberalisation Scheme (ETLS) is the main ECOWAS operational tool for promoting the West African regional bloc as a Free Trade Area for member countries. It is the mechanism for ensuring the free movement of goods in the ECOWAS region without the payment of customs duties and other charges with equivalent effect on Community originating imports.
50. Enterprises in Ghana continue to take advantage of the Preferential Scheme, with provisions for tariff reductions on unprocessed goods, handicraft and industrial products of community origin, albeit with some challenges. Since January 2019, the National Approvals Committee have approved 40 enterprises to benefit under the ETLS.
51. The success of the ETLS requires concerted efforts of Member States to implement the Protocol. There is also, the need to strengthen and build domestic capacity to effectively carry out the operational mandate of the ETLS, including settlement of disputes at the borders. Going forward, Government remains committed to support sensitization programmes that aim at educating and informing businesses and enterprises about the benefits of the ETLS.

Implementation of ECOWAS Common External Tariff (CET)

52. Mr. Speaker, the Authority of the Heads of State and Government of ECOWAS, at the conclusion of its Extraordinary Session held on October 25, 2013 in Dakar, urged member states to implement the ECOWAS Common External Tariff (CET) from January 1, 2015. As of 1 June 2019, fourteen (14) Member States are applying the ECOWAS CET at varying degrees of implementation.
53. Ghana began the implementation of the ECOWAS CET in February 2016 and presently applies the 2017 version of the ECOWAS CET. The adoption of a uniform regime of customs and related charges is intended to address the problem of cross-border smuggling, combat dumping, and also bring economic benefits to the people of the sub-region.
54. Mr. Speaker, the CET offers greater protection to the agricultural sector than other sectors. Ninety percent of the products in the 35 percent tariff band are agricultural products, and no agricultural product is exempted from common external tariffs.

ECOWAS Single Currency Programme

55. Mr. Speaker, Ghana is committed to the ECOWAS Single Currency Programme, which will help remove trade and monetary barriers, reduce transaction costs, boost economic activity, and raise living standards in ECOWAS member states. Ghana will continue to actively participate in all the meetings on ECOWAS Single Currency Programme, and to support and contribute its quota to the realisation of the Single Currency Programme objectives.

56. Mr. Speaker, even though there remain some challenges to be addressed by member countries, some significant milestones have been achieved in the implementation of the road map for the Single Currency. The following decisions have been taken to support the implementation of the ECOWAS single currency programme:
- Adopted a fast-track approach where countries that are ready and meet the convergence criteria in 2020 will begin the single currency programmes for other countries to join later;
 - Established a special fund for financing of programmes in the revised Roadmap for the ECOWAS Single Currency Programme;
 - Adoption of the flexible exchange rate regime together with a monetary policy framework concentrated on inflation targeting; and
 - Adopted the “ECO” as the name of the ECOWAS single currency.
57. Mr. Speaker, Ghana is committed to the ECOWAS Single Currency Programme and will continue to prioritise it under the country’s regional integration agenda.

Economic Partnership Agreement (EPA)

58. Mr. Speaker, cooperation between the European Union (EU) and Ghana has been underpinned by constructive policy dialogue and negotiations, based on Ghana’s evolving development agenda, national priorities, and the principles of aid effectiveness, ownership and harmonization. Ghana ratified the Ghana-EU Stepping Stone Economic Partnership Agreement (commonly referred to as the Interim Economic Partnership) in August 2016 to enable Ghanaian exporters continue to enjoy uninterrupted duty-free quota-free (DFQF) EU market access. The Agreement received approval of the European Parliament on 1st December 2016, and entered into provisional implementation on 15th December 2016.
59. The EPA covers goods and development cooperation and related issues such as Customs Cooperation, Trade Facilitation, and Sanitary and Phyto-Sanitary Measures. The EPA entails 100 percent tariff liberalization by the EU Side and gradual removal of 80 percent tariff liberalization by Ghana within 15 years.
60. The EPA Accompanying Measures Strategy (AMS) that provides the roadmap and strategic framework to ensure that Ghana fully maximizes the opportunities and meets the challenges of implementing the EPA has been developed.
61. Under the EPA-AMS, liberalization of Category “A” products are expected to commence in 2020, after Ghana’s Cabinet and, subsequently, Parliament have approved the tariff schedule and liberalisation calendar.

Implications of Global Developments for Ghana’s Economy

62. Mr. Speaker, according to the August 2019 edition of the World Trade Monitor, current trade barriers and threats have taken a toll on Sub-Saharan Africa’s export growth. This has been exacerbated by trade and technology tensions between US and China, which have increased in the past months. These developments could

increase volatility in financial markets, lower investment, disrupt global supply channels, and stifle global growth. This would likely lower commodity prices, adversely affecting resource dependent countries, including Ghana.

63. China and the Euro area account for about 20 percent and 30 percent of Ghana’s total trade, respectively. Given the anticipated slowdown in growth in China and the Euro area, demand for Sub-Saharan Africa commodity exports could fall, which could impede economic growth in countries that export to these two destinations. Although the impact would differ across countries, Ghanaian exports are very likely to be affected.
64. Mr. Speaker, Sub-Saharan Africa has experienced frequent and intensified natural disasters over the past 30 years. The incidence of floods, for example, rose six-fold from the 1980s to the 2000s in the region. For most countries in the region, heavy reliance on rain-fed agriculture makes the region susceptible to weather-related disasters, including floods and droughts. Ghana could be exposed to the natural disasters risks.
65. Mr. Speaker, the smooth implementation of the AfCFTA will, no doubt, accelerate the development of value chains which could promote Africa’s industrialization drive and improve her growth prospects. The IMF estimates that Sub-Saharan Africa’s ratio of value added to total exports is about 20 percent, much lower than that of Europe and Asia. Under the context of AfCFTA, value chains could expand through value addition and deeper intra-African trade, leading to stronger competition across firms, improved productivity, export competitiveness, and lower consumer prices.

SECTION TWO: MACROECONOMIC PERFORMANCE FOR JANUARY-SEPTEMBER 2019

Overview of Macroeconomic Performance

66. Mr. Speaker, I will now provide a report on the performance of the economy for the first nine months of 2019. However, if available, I will also present information on the key macroeconomic indicators beyond the first three quarters of the year.
67. Mr. Speaker, the Ghanaian economy has continued to demonstrate strong resilience, as evidenced by the performance of the key macroeconomic indicators. In addition to sustaining the gains made on macroeconomic stabilisation and maintaining the growth momentum, we successfully completed, and brought to closure, the IMF’s Extended Credit Facility (ECF) programme which started in 2015.
68. Mr. Speaker, Government has instituted measures to ensure irreversibility of the macroeconomic gains achieved even after successfully completing the IMF Programme. These measures include:
- the strict enforcement of the Public Financial Management (PFM) Act, 2016 (Act 921) and its companion PFM Regulation, 2019 (LI 2378) to promote transparent and credible management of our public finances;
 - the passage and implementation of the Fiscal Responsibility Act, 2018 (Act 982) to cap the fiscal deficit at 5 percent of GDP, while also posting a positive primary balance as part of measures to ensure fiscal prudence and debt sustainability;
 - the establishment and operationalisation of the Presidential Fiscal Responsibility Advisory Council to advise the President on transparent, accountable, and credible fiscal management;
 - the establishment and operationalisation of the Presidential Financial Stability Advisory Council to strengthen and reinforce the stability of the financial sector, as well as to coordinate regulation and supervision of the sector; and
 - The establishment and operationalisation of the Fiscal Risk Unit at the Ministry of Finance to identify key fiscal risks and propose mitigating measures to contain such risks.
69. Mr. Speaker, the Ghana Statistical Service (GSS) continues to improve its operations to enhance data credibility and transparency. After rebasing the GDP series in 2018 to provide more reliable GDP data to inform policy, the GSS also successfully rebased the Consumer Price Index (CPI) series and subsequently released the August 2019 CPI series based on the new data to better reflect price movements in the economy. Thus, the GSS, through the rebasing of GDP and CPI exercises now provides more credible and reliable statistics to inform policy.
70. Mr. Speaker, to put the assessment of the performance of the economy for the first nine months of 2019 in perspective, we will like to re-state the macroeconomic

targets set for 2019 as presented in the 2019 Budget and 2019 Mid-Year Review documents as follows:

- Overall real GDP growth rate of 7.1 percent;
- Overall non-oil real GDP growth rate of 6.0 percent;
- End-period December inflation of 8.0 percent;
- Overall budget deficit (measured on cash basis) of 4.5 percent of GDP;
- Primary balance of 1.1 percent of GDP; and
- End-period December stock of Gross International Reserves to cover at least 3.5 months of imports of goods and services.

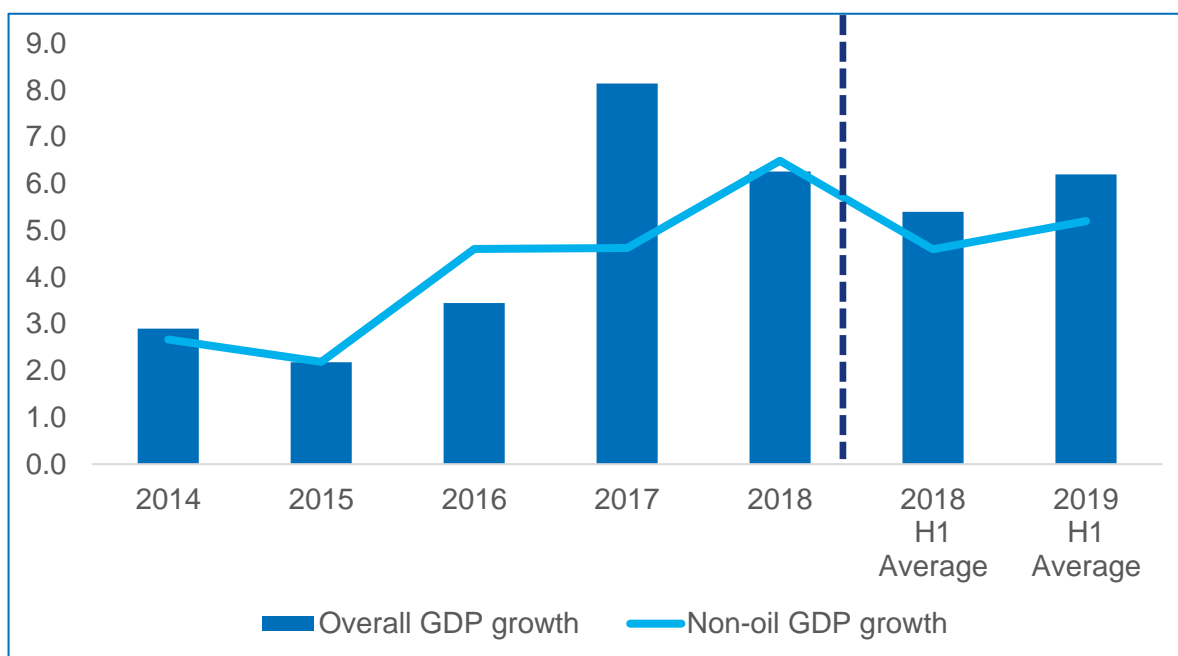
71. Mr. Speaker, provisional data available on the performance of the economy as at the end of September 2019 show that the targets for most of the macroeconomic indicators have been realised. A summary of this performance is as follows:
- Overall real GDP grew at an average of 6.2 percent in the first half of 2019 (6.7 percent in quarter one and 5.7 percent in quarter two) against 5.4 percent in same period in 2018;
 - Non-Oil real GDP grew at an average of 5.2 percent in the first half year of 2019 (6.0 percent in quarter one and 4.3 percent in quarter two) compared to 4.6 percent in the same period in 2018;
 - End-period inflation was 7.6 percent in September, 2019 compared to 9.8 percent at the same period in 2018. Mr. Speaker, the September 2019 inflation rate is based on a rebased Consumer Price Index series released by the GSS in August 2019;
 - The overall budget deficit on cash basis was 4.5 percent of GDP in September, 2019 against a target of 4.1 percent of GDP and an outturn of 2.8 percent in the same period in 2018;
 - The primary balance recorded a deficit of 0.3 percent of GDP at the end of September 2019, against a targeted surplus of 0.1 percent of GDP and a surplus outturn of 0.7 percent in the same period in 2018;
 - The current account balance registered an estimated deficit of 1.2 percent of GDP in September, 2019 compared with a deficit of 1.5 percent in September 2018; and
 - The stock of Gross International Reserves amounted to US\$8.1 billion at end-September 2019 to cover 4.1 months of imports, compared to the US\$6.8 billion or 3.6 months import cover recorded in the same period of 2018.
72. Mr. Speaker, detailed performance on the various sectors of the economy is presented below.

Real Sector Performance

Overall GDP Growth

73. Mr. Speaker, provisional estimates from the GSS show that average overall real GDP growth for the first half-year of 2019 was 6.2 percent, compared with 5.4 percent in same period in 2018. Over the same period, overall non-oil growth was 5.2 percent, compared with 4.6 percent in 2018 as shown in Figure 1.

Figure 1: Real GDP growth in Ghana (Oil and Non-Oil)



Source: GSS, 2019

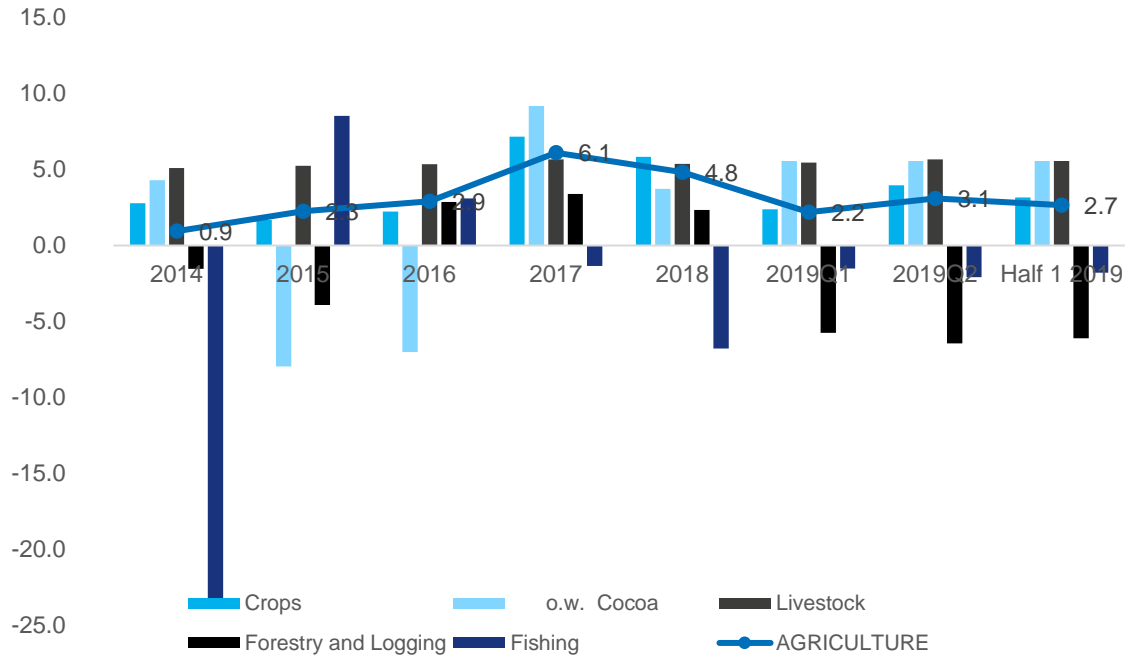
74. Mr. Speaker, the overall real GDP growth (year-on-year) was 6.7 percent for the first quarter of 2019, and 5.7 percent for the second quarter. Non-Oil GDP growth was 6.0 percent and 4.3 percent for the first and second quarters respectively, compared with 4.2 percent and 5.0 percent for the same periods in 2018.

Sectorial Growth Performance

Agriculture

75. Mr. Speaker, the average overall growth in the Agriculture Sector was 2.6 percent in the first half of 2019 compared with 4.7 percent for the same period in 2018.
76. Mr. Speaker, growth in the Agriculture Sector was 2.2 percent and 3.1 percent in the first and second quarters respectively, compared with 4.7 percent and 4.8 percent in the corresponding quarters in 2018. In the first quarter, the Livestock subsector had the best growth performance of 5.5 percent, followed by the Crops subsector with 2.4 percent. This trend continued in the second quarter with the Livestock subsector growing at 5.7 percent, and Crops at 4.0 percent. However, the Forestry and Logging and Fishing subsectors contracted in both periods as shown in Figure 2.

Figure 2: Growth in Agriculture and Agriculture sub-sectors



Source: GSS, 2019

Industry

77. Mr. Speaker, the industry sector recorded an average growth of 7.2 percent in the first half of 2019 compared with 10.8 percent in the first half of 2018. The Industry sector grew by 8.4 percent and 6.1 percent in the first and second quarters respectively, compared with 10.4 percent and 11.1 percent in the corresponding periods in 2018. In the first quarter the leading growth performer was Mining and Quarrying which grew by 20.9 percent, followed by Electricity with a growth rate of 11.1 percent. In the second quarter, Mining and Quarrying was again the best performing subsector with a growth rate of 14.0 percent, followed by Manufacturing with 7.4 percent as shown in Table 4.

Table 4: Growth in Industry Sector and Sub-Sectors

Sector/Sub-Sectors	2014	2015	2016	2017	2018	2018 H1 Ave	2019 H1 Ave
INDUSTRY	1.1	1.1	4.3	15.7	10.6	10.8	7.2
Mining and Quarrying	5.4	-8.3	-0.2	30.8	23.3	24.7	17.3
<i>o.w. Oil***</i>	6.8	2	-15.6	80.3	3.6	18.0	19.6
Manufacturing	-2.6	3.7	7.9	9.5	4.1	4.0	6.5
Electricity	1.3	17.7	-5.8	19.4	5.5	5.1	1.8
Water and Sewerage	5.9	13.9	-11.8	6.1	-3.6	-1.0	-7.1
Construction	-0.4	9.5	8.4	5.1	1.1	0.6	-8.5

Source: GSS

Services

78. Mr. Speaker, the Services Sector, in the first half of the year, recorded an average growth rate of 6.9 percent compared with 0.9 percent recorded in the same period of the preceding year as shown in Table 5. The Sector recorded an increase in growth from 1.4 percent and 0.5 percent in the first and second quarters respectively in 2018, to 7.2 percent and 6.5 percent for the same period in 2019. Growth was largely driven by performance in the Information and Communication (37.0 percent) and Health and Social Work (22.1 percent) sub-sectors in the first quarter, and Information and Communication (52.8 percent) and Real Estate (14.9 percent) in the second quarter.

Table 5: Growth in Services and Service Sub-Sectors

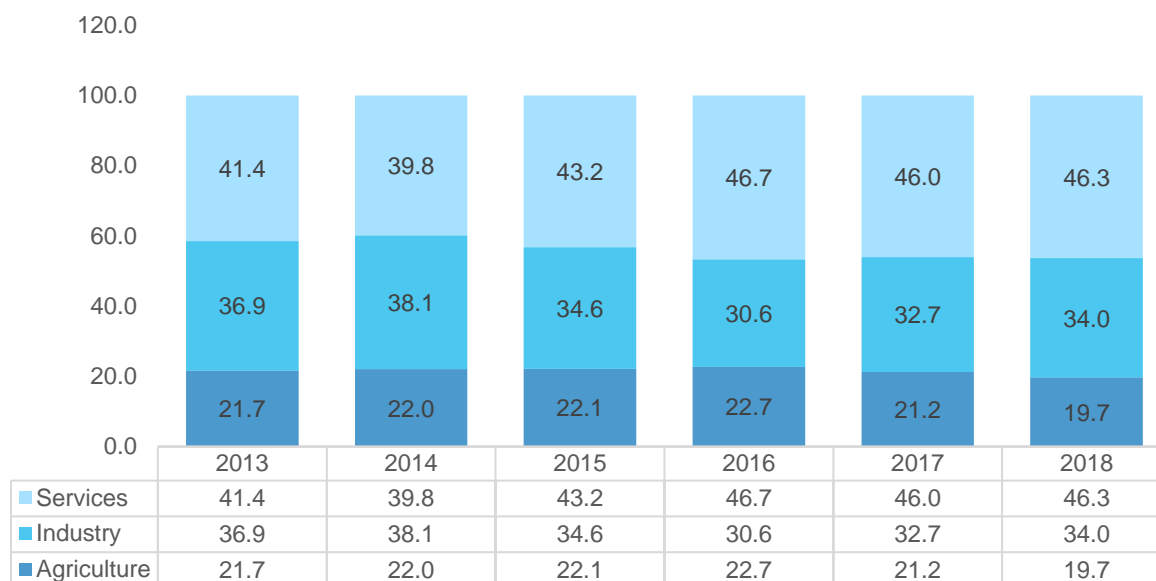
Sector/Sub-Sectors	2014	2015	2016	2017	2018	2018 H1 Ave	201 9 H1 Ave
SERVICES	5.4	3.0	2.8	3.3	2.7	0.9	6.8
Trade; Repair of Vehicles Household Goods	2.0	0.5	-0.4	8.2	2.8	0.1	2.4
Hotels and Restaurants	1.5	4.1	2.3	7.6	3.2	3.2	7.6
Transport and Storage	5.8	2.6	1.1	8.9	1.1	-1.1	3.4
Information and communication	29.7	11.9	5.6	4.2	13.1	15.4	44.9
Financial and Insurance Activities	21.4	12.9	8	-17.7	-8.2	-12.6	1.8
Real Estate	-0.3	3.1	3.2	3.8	-6.5	-1.7	12.1
Professional, Administrative & Support Service activities	6.8	1.4	-4.2	2.9	0.3	-5.8	6.4
Public Administration & Defence; Social Security	-3.5	-2.6	8.9	4.2	4.3	4.1	0.2
Education	-0.3	-0.5	2.3	6.3	3.9	3.0	8.7
Health and Social Work	2.7	-4.4	4	14.1	22.6	25.8	16.2
Other Service Activities	1.4	2.7	-0.1	5.3	3.1	3.0	1.6

Source: GSS

Structure of the Ghanaian Economy

79. Mr. Speaker, the Services sector continues to occupy the largest share of the economy. However, the share of Agriculture declined in 2018 at the expense of Industry, as shown in Figure 3.

Figure 3: Sectorial Distribution of Nominal GDP



Source: GSS

Price Developments

80. Mr. Speaker, as alluded to earlier, the Ghana Statistical Service (GSS) rebased the Consumer Price Index (CPI) series in August 2019 as part of the GSS’s continuous commitment to improve the quality of her products. The rebased CPI series used 2018 as the base year compared to the previous base year of 2012 for the old series. The number of items in the basket also increased from 267 in the old basket to 307 in the new basket to make the basket of goods more representative of consumer purchases. In addition, the the points of data collection increased from 42 markets in the old basket to 44 markets in the rebased basket.
81. Mr. Speaker, we are certain that the rebased CPI basket adequately captures consumption habits and patterns in Ghana, since the rebased series has taken into account changes in consumption pattern over time. One major change in the new series is the adoption of the 2018 Classification of Individual Consumption by Purpose (COICOP) for the re-classification of items in the basket, hence capturing the movement of items across Divisions and Groups.
82. Mr. Speaker, the CPI-based inflation has generally trended downwards in 2019, following the pattern established since January 2017. The decline in inflation has been driven largely by non-food inflation, supported by the tight monetary stance taken by the Bank of Ghana.
83. The Bank of Ghana’s main core measure of inflation, which excludes energy and utility prices, was 6.3 percent in September 2019. The headline inflation, which includes movements in energy and utility prices, also stood at 7.6 percent in September 2019

84. In the outlook, inflation is forecast to remain close to the Central Bank’s central path of 8 percent at end-2020, barring any unforeseen shocks.

Monetary Sector Performance

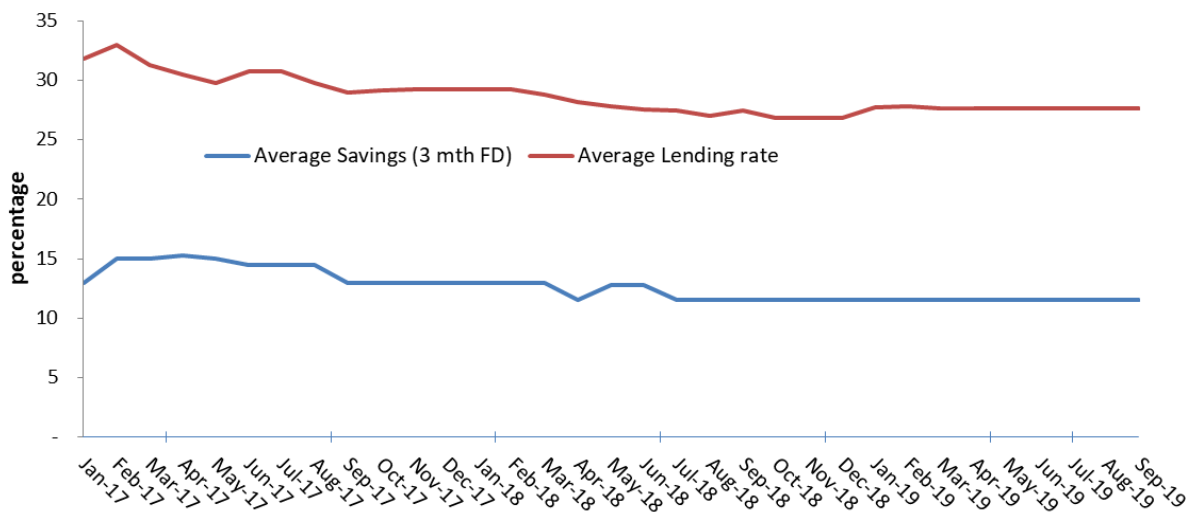
Monetary Aggregates and Credit Developments

85. Mr. Speaker, annual growth of broad money supply (M2+) generally reflected a downward trend over the review period, consistent with the tight monetary policy stance. The growth in M2+ moderated from 24.09 percent in September 2018 to 16.51 percent in September 2019. The observed moderation was mainly on account of a slower pace of growth of Net Domestic Assets (NDA) which was moderated by increased growth in the Net Foreign Assets (NFA).
86. Mr. Speaker, annual growth in banks’ outstanding credit to public and private institutions in September 2019 increased marginally, relative to that of the comparative period in 2018. The nominal annual growth rate of outstanding credit increased from 13.01 per cent in September 2018 to 14.88 percent in September 2019. As at end-September 2019, total outstanding credit stood at GH¢47,247.04 million compared with GH¢41,126.62 million in September 2018.
87. Mr. Speaker, the increase in the total outstanding credit was on account of significant expansion in public sector credit. Growth in private sector credit, however, moderated from 17.24 per cent in September 2018 to 12.62 per cent in September 2019. In real terms, bank credit expanded by 6.77 per cent from 2.9 per cent over the same comparative period.

Interest Rate Developments

88. Mr. Speaker, on interest rate developments, money market rates have broadly remained unchanged since the beginning of the year. The 91-day Treasury bill rate has remained steady at 14.7 percent since January 2019. Similarly, the 182-day instrument has also stabilized at around 14.1 percent. Rates on the secondary bond market remained stable for the 7-year, 15-year bonds have remained steady at 16.3 percent and 19.8 percent respectively. However, the rate on the 10-year bond increased to 19.8 percent from 17.5 percent at the beginning of the year.
89. Mr. Speaker, average lending rates of banks have moved in line with the Monetary Policy Rate. Lending rates have moved within a range of 22.0 percent and 24.0 percent in the first nine months of the year. The Ghana Reference Rate, which serves as the base rate of the commercial banks, was virtually flat over the review period remaining at 16.1 percent at end-September 2019 (Figure 4).

Figure 4: Trend in average lending rate



Source: BoG

GSE Composite Index Performance

90. Mr. Speaker, in the stock exchange market, the key market performance indicator, the Ghana Stock Exchange’s (GSE’s) Composite Index (GSE-CI), trended downwards, contracting by 26.53 per cent (796.22 points) in September 2019, compared with a growth of 29.02 per cent (674.92 points) in the corresponding period of 2018.
91. Mr. Speaker, the contraction was mainly on account of decline in stock values in some sectors including finance, agriculture, distribution, and information technology, as well as the food and brewery subsectors. The decline in the GSE-CI resulted in a 14.87 per cent decrease in market capitalization on year-on-year basis, as a significant number of stocks recorded losses. The GSE-CI is expected to recover in the ensuing months on account of waning financial sector uncertainties and easing pressures on the domestic currency.

External Sector Developments

Please refer to Appendix 13 for External Sector Developments.

Update on excess capacity challenges in the energy sector

92. Mr. Speaker, as part of the Mid-Year Fiscal Policy Review, Government announced its intention to rationalize commercial agreements in Ghana’s energy sector – including, reassessing all take-or-pay contracts and imposing a moratorium on the signing of new agreements in the energy sector – with a view to establishing a managed transition to overcome the unsustainable excess supply situation that continues to pose a grave risk to the country’s economic progress.
93. Consequently, the Ministry of Finance and the Ministry of Energy, on 26 August 2019, hosted Ghana’s Independent Power Producers and Gas Suppliers at a stakeholder forum, during which Government reiterated the urgent need for these

energy sector interventions and outlined Government’s intended approach to implementing them.

94. As well, Government invited our IPPs and Gas Suppliers to partner and collaborate with Government in this crucial exercise, as Government seeks a thoughtful and managed transition from the onerous Take-or-Pay paradigm towards a balanced contractual relationship capable of delivering fair, enduring energy solutions that reflect reality and offer long-term sustainability for Power Purchase Agreements (PPAs) and Gas Supply Agreements (GSAs) in Ghana.
95. Subsequently, on 28 October 2019, Government inaugurated a Steering Committee under the Energy Sector Recovery Task Force, whose purpose it is to take responsibility for the collaborative, bilateral consultation process between Government and each Independent Power Producer (IPP) and Gas Supplier (GS), designed to help Government and its energy sector partners achieve a managed transition towards more balanced, long-term relationships and sustainable energy partnerships.
96. Mr. Speaker, this collaborative, bilateral consultation process, which has, so far, been welcomed by the investor community, will provide a forum for stakeholders to contribute to Ghana’s energy strategy, which is fundamental to the country’s industrialization and sustainable growth.
97. In this regard, Mr. Speaker, I am pleased to inform this august house that Government Negotiating Teams have been constituted and are now close to completing the first round of bilateral consultation meetings with several IPPs, as well as project sponsors. Significantly, Government views these collaborative, bilateral consultations as an essential exercise, which not only limits downside risks to investors over the medium to long term, but also demonstrates Government’s full commitment to progressively restoring confidence in the energy sector as well as across other key sectors in our rapidly growing economy.
98. Mr. Speaker, it is also worth highlighting, that in line with these energy sector interventions and to ensure the success of the bilateral consultation process, Government, in line with the decision taken in the July Mid-Year Review, has formally instructed sector Ministries, Departments and Agencies (MDAs) as follows:
 - to suspend with immediate effect all ongoing negotiations on PPAs, and GSAs, LNG Sale and Purchase Agreements (LNG SPAs), or any other long term Take-or-Pay contracts for power or gas (Long Term Take-or-Pay Contracts) until further notice;
 - that Government has placed a complete moratorium on the signing of new PPAs, GSAs, and Put-Call Option Agreements (PCOAs), and hereby instructs ECG, GNPC, GNGC, and VRA to abstain from entering into any new PPAs, GSAs, LNG SPAs, Long Term Take or Pay Contracts and PCOAs until further notice; and

- that all future PPAs, and GSAs, LNG SPAs and Long Term Take or Pay Contracts shall be subject to competitive and transparent procurement procedures, and Government will, henceforth, not entertain or accept any unsolicited proposals.
99. Government intends to enforce these interventions and expects strict compliance by all affected MDAs and potential investors. In this regard, Government will notify MDAs on a case by case basis, of any applicable exceptions with regard to the objectives of the Energy Sector Recovery Programme (ESRP), a roadmap jointly developed by the Government of Ghana and the World Bank, which delineates immediate, near-term, and medium-term actions needed to achieve Government’s aim of bringing the sector into balance in the medium- term.
 100. Mr. Speaker, we expect this to be a gradual but challenging process with many potential complexities however, Government remains undeterred and will spare no effort to ensure that it is fully prepared financially, organizationally and with the requisite technical wherewithal to confront these challenges head-on.
 101. Additionally, as part of the rationalization process, the Karpowership has been relocated to the Western Region and retrofitted to use gas, instead of HFO. Karpowership will thus become the key off-taker for the take or pay Sankofa gas. This will generate substantial savings for Government.
 102. Indeed, unlike in the past, this Government recognizes that a focused, disciplined and coordinated approach is required to resolve the substantial challenges in the energy sector.
 103. In this regard, Government aims, through this consultation process, to, among other things, create a standardized, sustainable framework for future PPA and GSA contracting, which all new IPPs and Gas Suppliers who wish to participate in Ghana’s energy sector will be required to adopt in the future.
 104. Truly, Mr. Speaker, the staggering costs and negative macro-fiscal impact of Ghana’s excess power and gas supply problem, necessitates the full force and uninterrupted focus of Government in the execution of this all-important exercise. And Mr. Speaker, this is precisely what we intend to do.
 105. Mr. Speaker, as we all know, on July 30, 2019, Government suspended the Power Distribution Service (PDS) concession, following Government’s detection of fundamental and material breaches of PDS’s obligations in the provision of payment securities for the transaction and related matters. After further investigations and extensive consultations with relevant stakeholders, Government, on October 19, 2019 announced its decision to terminate the PDS concession.

106. Regardless, Government is fully committed to private sector participation in ECG and is focused on moving forward with urgency to find a suitable replacement for the PDS arrangements. Moreover, we are prepared to review the transaction structure and indeed, recognize the need to improve significantly the management of ECG, by bringing in world-class private sector expertise and attracting adequate private capital.
107. Mr. Speaker, considering ECG’s current distribution systems losses of 24% – comprising 13% commercial and 11% technical losses – Government is truly motivated by the urgent need to reduce these losses and improve service quality through the effective deployment of modern technology and world-class technical expertise, with a view to creating a financially viable power distribution sector that is sufficiently equipped to meet the current and future needs of Ghanaian households and businesses.
108. Mr. Speaker, as we crystalize plans for the future of ECG, Government is also enthused by the critical need to ensure the transfer of skills with a view to building local capacity as well as introducing international best practices to enhance the operational, technical, commercial and financial wherewithal of our national electricity distribution utility.
109. Against this backdrop, Mr. Speaker, I am pleased to announce that Government intends to initiate an accelerated tender process to select a new private partner for ECG in the coming months. It is indeed Government’s intention to make relevant adjustments to enhance the existing bid documents and tailor the process to optimize the selection from companies having a track record of managing and operating a comparable utility, so as to achieve a fair, transparent and expeditious closure of the transaction.
110. Mr. Speaker, we cannot overstate the importance of learning from past mistakes if we are to make sound decisions going forward. However, we have no doubt that a well-executed partnership between ECG and the “right” technical and financial partners, will certainly improve our distribution capabilities and enhance end-user experiences.
111. In this regard, heightened scrutiny will be brought to bear in the design and implementation of the financial and technical evaluation criteria to ensure that interested bidders not only have credibility and extensive experience in operating and managing a comparable electricity utility, but also possess the financial wherewithal to make the requisite investments in ECG to achieve significant reductions in technical and commercial losses, as well as drive operational efficiency to deliver sustained service reliability for the benefit of all Ghanaians.
112. Mr. Speaker, while restoring private sector participation in the management, operation and financing of the required investments in ECG’s distribution assets, Government will make every effort to avoid the pitfalls that the PDS concession

encountered and institute broad Ghanaian institutional participation, as well as democratize local equity participation, with an eventual listing on the Ghana Stock Exchange.

113. Indeed Mr. Speaker, let me be clear, that the decisions we take in respect of this transaction, will continue to affirm our time-honoured reputation as a business-friendly nation that respects the rule of law, and expects to remain an attractive destination for Foreign Direct Investment.
114. Mr. Speaker, while on the subject, Ghana remains committed to its relationship with the Millennium Challenge Corporation (MCC). Indeed, Government fully respects and is committed to the essential principles underlying the relationship between the MCC and the Government of Ghana, as well as the overall bilateral relationship between Ghana and the United States
115. Moreover, Government remains committed to the energy sector reforms, as envisioned under both the MCC Compact and the Energy Sector Recovery Program (ESRP), developed with the support of the World Bank.

Fiscal Performance for 2019

116. Mr. Speaker, Government remains committed to safeguarding the macro-fiscal gains that we have achieved over the last three years in the management of the nation’s public finances. The implementation of the Fiscal Responsibility Act, the establishment and operationalisation of the Fiscal Responsibility Advisory and Financial Stability Councils, have complemented several other institutional and structural reforms to strengthen fiscal discipline and ensure irreversibility of policies.
117. Mr. Speaker, in 2019, the overall fiscal deficit which is the primary anchor will remain within the Fiscal Responsibility Act threshold of not more than 5 percent of GDP at year-end while the Primary Balance also remains in surplus.
118. Mr. Speaker, to demonstrate this commitment, Government, during the review of its fiscal policies in July this year, moved swiftly to introduce some fiscal measures with the help of this august House, aimed at mitigating risks emanating mainly from the underperformance in revenue mobilisation, faster rate of expenditure execution relative to revenue mobilization, and the crystallization of energy sector IPP payments which were not originally programmed into the 2019 Budget and medium-term macro-fiscal strategic framework. These fiscal measures included the upward adjustment in the Communication Service Tax (CST) rate from 6 percent to 9 percent, and the upward adjustment in the Energy Sector Levy (ESL) with respect to the Power Generation and Infrastructure Support Levy, the Road Fund Levy, and the Price Stabilization & Recovery Levy.
119. Mr. Speaker, these developments, together with the need to take precautionary measures in response to the emerging security concerns within the sub-region,

informed the revision to the fiscal framework to accommodate an overall budget deficit amounting to 4.5 percent of GDP, up from the 4.2 percent that was originally programmed for 2019.

Summary of 2019 Q1-Q3 Fiscal Developments

120. Mr. Speaker, over the first nine months of the 2019 fiscal year, provisional fiscal data indicates that the fiscal deficit arising from Government’s fiscal operations was 4.5 percent of GDP on cash basis. This compares to a deficit target of 4.1 percent of GDP for the period as shown in Table 6. The higher-than-programmed fiscal deficit resulted mainly from revenue underperformance which, in the year-to-date, achieved an execution rate of 86.4 percent. Although expenditures were also below target, the expenditure execution rate of 92.5 percent outstripped the revenue execution rate by a significant 6.1 percentage points.

Table 6: Summary of Central Government Fiscal Operations - 2018/2019

Indicators (in GH¢ mn)	2018		2019				
	(Q1-Q3) Outturn	Budget	Revised Budget	Prog.	(Q1-Q3)		
					Prov. Outturn	Dev GH¢	Dev %
Total Revenue & Grants	33,201	58,905	58,897	41,963	36,250	-5,714	-13.6
% of GDP	11.0	17.0	14.2	12.1	10.5		
Total Exp. (incl. Arrears clearance)	41,625	73,441	74,612	56,126	51,921	-4,205	-7.5
% of GDP	13.8	21.2	21.6	16.2	15.0		
Budget Balance	-8,424	-14,536	-15,715	-14,163	-15,672	-1,509	10.7
% of GDP	-2.8	-4.2	-4.5	-4.1	-4.5		
Primary Balance	2,111	4,110	3,883	202	-916	-1,118	
% of GDP	0.7	1.2	1.1	0.1	-0.3		

Source: MoF

Revenue Performance

121. Mr. Speaker, Total Revenue and Grants for the period, amounted to GH¢36.3 billion (10.5% of GDP). The outturn represents a per annum growth of 9.2 percent despite a 13.6 percent shortfall relative to the target of GH¢42.0 billion (12.1 percent of GDP) as shown in Table 7.
122. Mr. Speaker, out of the Total Revenue and Grants, Non-oil Tax Revenue, which comprises taxes on Income and Property, Goods and Services and International Trade, constituted about 75 percent of the entire revenue portfolio and amounted

to GH¢27.2 billion. The outturn represents a per annum growth of 12.1 percent, slightly less robust when compared to the 15.9 percent per annum growth recorded during the same period in 2018.

123. Mr. Speaker, a few factors contributed to the general underperformance of non-oil Tax Revenue. Firstly, taxes on International Trade, which consist of Import Duty and Levies, External VAT, and Customs National Health and GETFund levies continued to be negatively impacted by lower import volumes, high admittance of imported goods into the zero-rated and/or tax-exempt import brackets and the lower tariff bands, up to the 10 percent tariff levels.
124. As a result of these dynamics, the anticipated increase in revenue yield from import volumes following the reduction in the benchmark values of import duties, has not materialised. The reduction in the benchmark values of import duties is part of ongoing reforms at the ports which is expected to make Ghana’s port an attractive destination for international trade over the medium-term.
125. Secondly, shortfalls emanating from taxes on Income and Property constituted about 49 percent of the total shortfall in non-oil Tax Revenue. This was mainly on the back of a rather weak performance from Corporate Income Tax collections in the third quarter due to the non-revision of assessment by most-large taxpayers as anticipated, as well as the non-realisation of an expected growth in personal emoluments from the private sector. Lastly, taxes on Goods and Services were impacted mainly by shortfalls in Excise Duty and to lesser extents, Domestic VAT and Communications Service Tax (CST). Despite recording a 0.8 percent deviation from target, Domestic VAT recorded a remarkable 29 percent per annum growth, following the introduction of the VAT withholding policy which requires selected VAT traders to deduct and pay to the Ghana Revenue Authority (GRA), a percentage of VAT payable to suppliers.
126. Mr. Speaker, non-Oil Non-Tax Revenue, which comprises MDAs’ IGF Retention, IGF lodgements, fees and user charges, Dividends from SOEs, and other Non-Tax sources, amounted to GH¢3.4 billion. The outturn was 16.1 percent below the programmed target of GH¢4.1 billion. The shortfall is mainly due to the general under performance by IGF-generating institutions which affected the expected yield from the capping of the MDAs IGFs, and the non-materialisation of programmed fees from Mineral Exports.
127. Mr. Speaker, revenue from upstream oil and gas amounted to GH¢3.5 billion against the target of GH¢4.1 billion. The shortfall stems mainly from the lower-than-anticipated benchmark price of US\$66.80 per barrel, as the average realised crude oil price for the period was US\$63.72 per barrel.
128. Other revenues that fell below target include the SSNIT Contribution to NHIL and Energy Sector Levies (ESL), including the Energy Debt Recovery Levy and Price Stabilisation and Recovery Levy—partly on account of lower petroleum volumes—

and the Public Lighting and National Electrification Scheme Levies, following delays in reviewing the electricity tariffs by the PURC.

129. Mr. Speaker, Grants disbursements by development partners continued to trail the target by 29.8 percent, largely attributed to the delayed disbursement for key grant funded projects. Disbursements are, however, expected to pick-up in the last quarter.

Table 7: Summary of Central Government Revenues and Grants-2018/2019

Indicators (in GH¢ mn)	2018			2019			
	(Q1-Q3) Outturn	Budget	Revised Budget	Prog.	Prov. Outturn	Dev. GH¢	Dev. %
Total Revenue & Grants	33,201	58,905	58,897	41,963	36,250	-5,714	-13.6
<i>% of GDP</i>	<i>11.0</i>	<i>17.0</i>	<i>17.0</i>	<i>12.1</i>	<i>10.5</i>		
Non-oil Tax Revenue	24,245	42,875	33,427	30,564	27,189	-3,375	-11.0
<i>% of GDP</i>	<i>8.1</i>	<i>12.4</i>	<i>9.7</i>	<i>8.8</i>	<i>7.9</i>		
Non-Oil Non-Tax Revenue	2,951	6,536	5,888	4,088	3,428	-660	-16.1
<i>% of GDP</i>	<i>1.0</i>	<i>1.9</i>	<i>1.7</i>	<i>1.2</i>	<i>1.0</i>		
Oil Revenue	3,272	5,430	5,675	4,146	3,468	-678	-16.4
<i>% of GDP</i>	<i>1.1</i>	<i>1.6</i>	<i>1.6</i>	<i>1.2</i>	<i>1.0</i>		
ESLA Receipt	1,440	2,469	2,631	1,902	1,430	-472	-24.8
<i>% of GDP</i>	<i>0.5</i>	<i>0.7</i>	<i>0.8</i>	<i>0.5</i>	<i>0.4</i>		
SSNIT Contribution	327	486	494	363	103	-259	-71.5
<i>% of GDP</i>	<i>0.1</i>	<i>0.1</i>	<i>0.1</i>	<i>0.1</i>	<i>0.0</i>		
Grants	966	1,110	1,110	900	632	-269	-29.8
<i>% of GDP</i>	<i>0.3</i>	<i>0.3</i>	<i>0.3</i>	<i>0.3</i>	<i>0.2</i>		

Source: MoF

Expenditure Performance

130. Mr. Speaker, Total Expenditures (incl. Arrears clearance & discrepancy) was generally below target by 7.5 percent for the period as shown in Table 8. The resultant execution rate of expenditures of 92.5 percent, however, outpaced the revenue mobilisation execution rate of 86.4 percent.
131. Altogether, Total Expenditure (incl. Arrears clearance & discrepancy) amounted to GH¢51.9 billion (15.1% of GDP) compared to the target of GH¢56.1 billion (16.2 percent of GDP). Except for Interest Payments, all expenditure line items were

contained within their respective targets. Arrears clearance for the period amounted to GH¢409.8 million, 39.7 percent less than the programmed amount of GH¢680.0 million, as indicated in Table 8.

132. Mr. Speaker, Compensation of Employees were generally below target by 1.6 percent despite a 0.2 percentage points overage in Wages and Salaries. Some savings were realised on the back of lower actual computed transfers due Pensions, Gratuity and Social Security.
133. Expenses associated with the Use of Goods and Services amounted to GH¢4.7 billion against a target of GH¢5.9 billion. This includes expenses associated with one-off unanticipated security-related expenditures which occurred in the first half of the year, and Government flagship programmes, among others. Expenses on the Use of Goods and Services is projected to remain within target at year-end.
134. Mr. Speaker, Interest Payments were 2.7 percent above the target and amounted to GH¢14.8 billion (4.3 percent of GDP) compared to the target of GH¢14.4 billion (4.2 percent of GDP). The higher than programmed Interest Payments, emanated from Domestic Interest payments partly due to the frontloading of the financing requirements to meet certain critical Government expenditures and other debt service obligations, including settlement of uncovered Government auctions following substantial revenue shortfalls.
135. Mr. Speaker, transfers to statutory funds, which form part of the Grants to Other Government Units, fell below target mainly due to the underperformance in revenue mobilisation. Government, however, remained current with the transfers to statutory funds for the period under review.
136. Mr. Speaker, Government remains committed to pursuing a robust growth agenda and this is reflective in the significant improvement in domestic financed capital expenditure which was up by 94 percent on a per annum basis, despite being 28.5 percent below target as shown in Table 8. The lower-than-programmed foreign financed capital expenditure emanated from lower-than-programmed Project Loan disbursements. Altogether, Capital Expenditure amounted to GH¢4.6 billion against a target of GH¢6.2 billion.
137. Mr. Speaker, Government also remains committed to clearing all programmed arrears for 2019. So far, 56.1 percent of the annual programmed arrears of GH¢730 million have been cleared. The remaining 43.9 percent which amounts to GH¢320.2 million will be cleared by year-end.

Table 8: Summary of Central Government Expenditures – 2018/2019

Indicators (in GH¢ mn)	2018		2019				
	(Q1-Q3) Outturn	Budget	Revised Budget	Q1-Q3			
				Prog.	Prov. Outturn	Dev. GH¢	Dev %
Total Expenditure (incl. arrears)	41,625	73,441	74,612	56,16	51,921	-4,205	-7.5
<i>% of GDP</i>	13.8	21.2	21.6	16.2	15.0		
Comp of Employees	14,593	22,838	22,838	16,853	16,579	-273	-1.6
<i>% of GDP</i>	4.9	6.6	6.6	4.9	4.8		
o/w Wages & Salaries	12,798	19,437	19,767	14,508	14,540	32	0.2
<i>% of GDP</i>	4.3	5.6	5.7	4.2	4.2		
Use of Goods & Serv	3,856	6,333	6,938	5,961	4,713	-1,248	-20.9
<i>% of GDP</i>	1.3	1.8	2.0	1.7	1.4		
Interest Payment	10,535	18,646	19,598	14,365	14,756	391	2.7
<i>% of GDP</i>	3.5	5.4	5.7	4.2	4.3		
Grants to Other Gov't Units	8,254	13,798	14,034	10,084	8,799	-1,285	-12.7
<i>% of GDP</i>	2.7	4.0	4.1	2.9	2.5		
Capital Expenditure	3,329	8,531	7,711	6,202	4,557	-1,645	-26.5
<i>% of GDP</i>	1.1	2.5	2.2	1.8	1.3		
Other Expenditure	1,674	2,564	2,762	1,982	1,616		
<i>% of GDP</i>	0.6	0.7	0.8	0.6	0.5		
Arrears	-856	-730	-730	-680	-410	270	-39.7
<i>% of GDP</i>	-0.3	-0.2	-0.2	-0.2	-0.1		

Source: MoF

Overall Budget Balance and Financing Operations

138. Mr. Speaker, following Government’s fiscal operations, the overall fiscal balance on cash basis resulted in a deficit of GH¢15.7 billion (equivalent to 4.5 percent of GDP) against the target of GH¢14.2 billion (or 4.1 percent of GDP). The higher-than-programmed financing (especially from domestic sources) stems mainly from the frontloading of financing requirements to meet Government expenditures and other debt service obligations, including for the settlement of uncovered Government auctions following substantial revenue shortfalls.
139. As a result, total Domestic Financing, including drawdown in Government deposits at the Central Bank, domestic market operations and other sources of domestic financing constituted about 59.6 percent of total financing, amounting to GH¢9.3 billion (2.7% of GDP) against the target of GH¢3.7 billion (1.1% of GDP).

140. Foreign financing of the deficit constituted the remaining 40.4 percent of the total financing needed and included the US\$3.0 billion Eurobond issuance in the first quarter of the year.
141. These financing operations partly explain the trajectory of the Primary Balance for the period which was equivalent to a deficit of GH¢916 million (0.3% of GDP) against the targeted Primary Surplus of GH¢201.7 million (0.1% of GDP).

Table 9: Summary of Central Gov’t Budget Balances & Financing –2018/2019

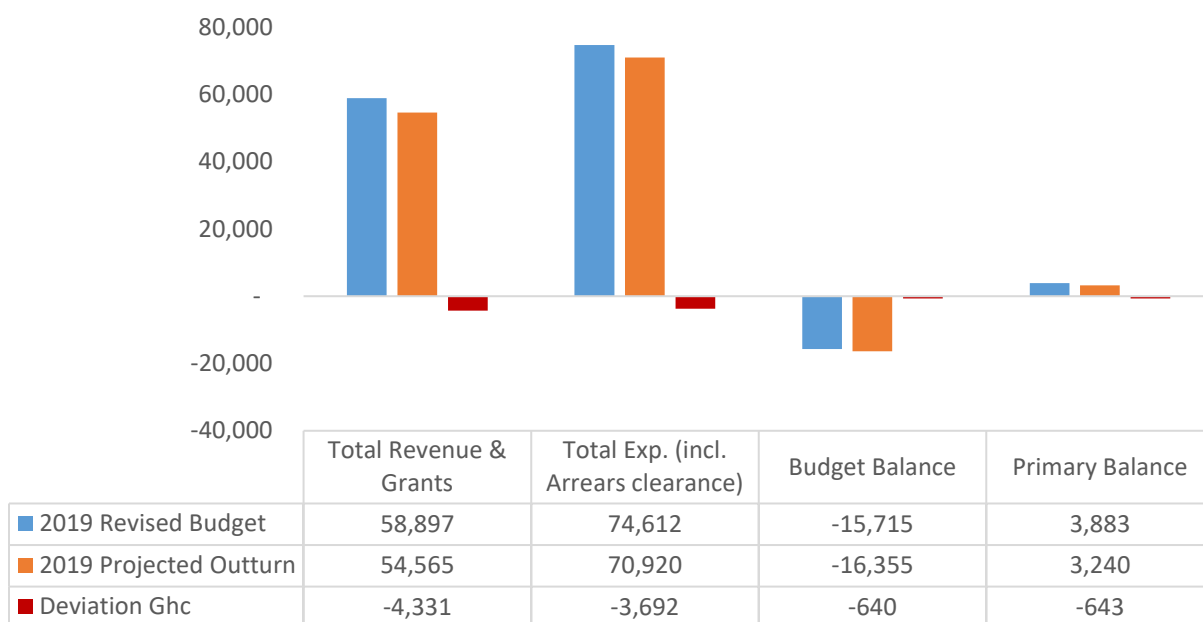
Indicators (in GH¢)	2018		2019				
	(Q1-Q3) Outturn	Budget	Revised Budget	(Q1-Q3)			
				Prog	Prov. Outturn	Dev GH¢	Dev %
Total Financing	8,424	14,536	15,715	14,163	15,672	1,509	10.7
<i>% of GDP</i>	2.8	4.2	4.5	4.1	4.5		
Foreign Financing	3,795	9,748	8,238	10,492	6,338	-4,154	-39.6
<i>% of GDP</i>	1.3	2.8	2.4	3.0	1.8		
Domestic Financing	4,629	4,788	7,477	3,671	9,334	5,663	154.3
<i>% of GDP</i>	1.5	1.4	2.2	1.1	2.7		

Source: MoF

Outlook for End-year 2019

142. Mr. Speaker, based on the provisional fiscal outturn for the first nine months of the year, revised projection for the year resulted in Total Revenue and Grants of GH¢54.6 billion (15.8% of GDP). This projection represents a 7.4 percent shortfall relative to the 2019 revised annual budget target of GH¢58.9 billion (17.0% of GDP), as shown in Figure 5.
143. Although available data supports the fact that revenue mobilisation is most robust in the last quarter of every year, it is prudent to remain conservative with the revenue projections in order to avoid excess spending in the last quarter.
144. Mr. Speaker, consequently, discretionary expenditures will be adjusted accordingly to ensure that the fiscal deficit target is not compromised and remains within the Fiscal Responsibility Rule target of not more than 5 percent of GDP. Specifically, the fiscal deficit is projected to reach about 4.7 percent of GDP with a Primary Surplus of about 0.9 percent of GDP.

Figure 5: Fiscal Outlook for 2019



Source: MoF

Petroleum Receipts And Utilisation In 2019

145. Mr. Speaker, as at the end of September 2019, GNPC had lifted eight parcels of crude oil (i.e. the 47th to 50th Jubilee, 10th to 12th TEN, as well as the 2nd Sankofa-Gye Nyame liftings) on behalf of the State, and transported a total of 14,809 MMScf of gas to the Ghana National Gas Company. An additional 20,406 MMScf of gas was transported from the Sankofa-Gye Nyame (SGN) Field to various thermal plants for power generation. Total crude oil lifted was 7,912,215 barrels (3,930,571 barrels from Jubilee; 2,985,421 barrels from TEN and 996,223 barrels from Sankofa-Gye Nyame), compared to 6,896,208 barrels (2,915,572 from Jubilee and 2,985,285 from TEN field and 995,351 barrels from Sankofa-Gye Nyame) for the same period last year.
146. Mr. Speaker, total receipts from crude oil liftings for the period up to September 2019 was US\$504.80 million (GH¢2,596.23million), comprising the 47th to the 50th Jubilee liftings; 10th to 12th TEN liftings; and the 2nd lifting from SGN, as shown in Table 10.

Table 10: Details of Crude Oil Proceeds on Lifting Basis for Jan - Sept 2019

	Unit	1st Qtr			2nd Qtr			3rd Qtr			TOTAL
		JUBILEE			TEN		JUBILEE	SANKOFA	JUBILEE	TEN	
		47th Lifting	10th Lifting	11th Lifting	48th Lifting	2nd Lifting	49th Lifting	12th Lifting	50th Lifting		
Date of Lifting	dd/mm/yy	25-Jan-19	18-Jan-19	2-May-18	25-Mar-19	3-May-19	7-Jun-19	23-Jun-19	24-Jul-19		
Receipt Date	dd/mm/yy	24-Feb-19	18-Feb-19	1-Jun-18	24-Apr-19	2-Jun-19	8-Jul-19	24-Jul-19	23-Aug-19		
Volume of lift	barrels	948,122	994,389	995,076	994,251	996,223	993,641	995,956	994,557	7,912,215	
Selling Price	US\$	60.041	54.457	63.432	67.153	70.218	64.833	65.116	64.501		
	US\$	57,002,042.76	54,201,161.22	63,169,414.63	66,846,477.48	70,002,597.76	64,500,218.23	64,852,670.90	64,229,485.62	504,804,069	
Value of Lift	GH¢	293,851,230.63	255,829,182.07	321,544,954.35	340,108,192.77	365,825,633.35	339,142,147.45	340,865,638.25	339,061,031.64	2,596,228,011	

Source: MoF and BoG

147. Total petroleum receipts (i.e. proceeds from liftings and other petroleum receipts) as at September 2019, was US\$668.41 million (GH¢3,436.30million), as shown in Table 11. This compares with the receipts of US\$723.55 million (GH¢3,292.20 million) for the same period in 2018.

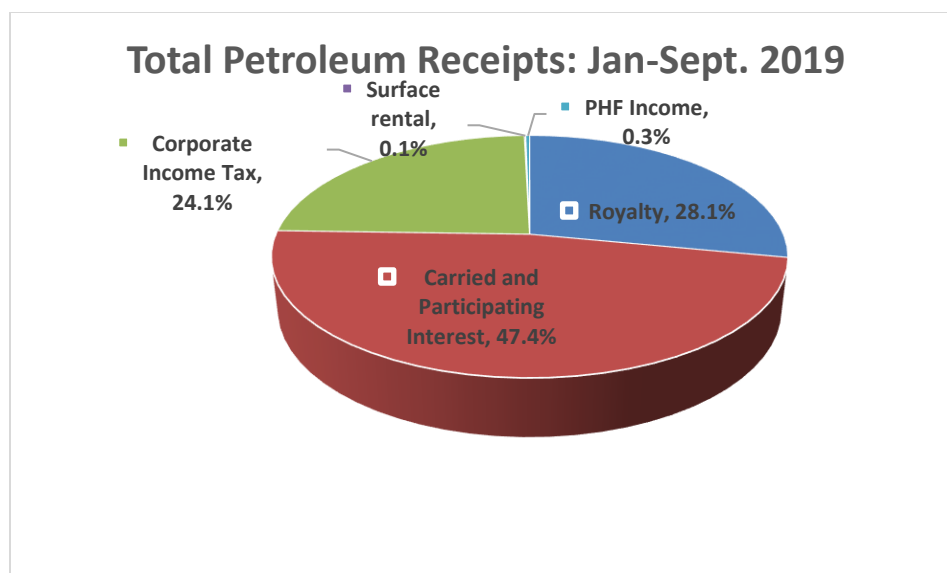
Table 11: Sources of Petroleum Receipts, January-September 2019

ITEM	UNIT	JUBILEE	TEN	SGN	OTHER RECEIPTS	TOTAL
Royalties	US\$	70,321,602.51	47,330,713.43	70,002,597.76		187,654,913.70
Carried and Participating Interest	US\$	182,256,621.58	134,892,533.32			317,149,154.90
Corporate Income Tax	US\$				161,254,385.05	161,254,385.05
Surface Rentals	US\$				656,407.68	656,407.68
PHF Income	US\$				1,697,798.19	1,697,798.19
Total Petroleum	US\$	252,578,224.09	182,223,246.75	70,002,597.76	163,608,590.92	668,412,659.52
Receipts	GH¢	1,312,162,602.49	918,239,774.67	365,825,633.35	840,073,682.32	3,436,301,692.83

Source: MoF and BoG

148. The share of Carried and Participating Interest of total crude oil receipts, as at September 2019, decreased from 54.7 percent to 47.5 percent for the same period in 2018. Corporate Income Tax increased to 24.1 percent from 16.3 percent for the same period 2018.
149. Mr. Speaker, there were no receipts from Gas Royalties as at September, 2019. Surface Rentals and PHF Interest made up the remaining 0.40 percent, a slight increase from 0.33 percent in the comparative period, as shown in Figure 6.

Figure 6: Composition of Total Petroleum Receipts, 2019



Source: MoF and BoG

150. Mr. Speaker, actual receipt of US\$668.41 million for the period up to September 2019, is lower than the realised receipt of US\$723.55 million for the same period in 2018, as shown in Table 12 due mainly to lower-than-programmed crude oil price realised for the period (US\$63.72 per barrel compared to US\$70.34 per barrel in 2018).

Table 12: Analysis of Petroleum Receipts from January-September (2017 to 2019)

Item	Unit	2017	2018	2019	Variance
					2019 vrs 2018
Royalties	US\$	91,760,907	208,656,066	187,654,914	(21,001,152)
Jubilee	US\$	54,045,362	75,908,682	70,321,603	(5,587,079)
TEN	US\$	37,715,546	69,716,782	47,330,713	(22,386,069)
Sankofa	US\$	-	63,030,602	70,002,598	6,971,996
Carried and Participating Interest	US\$	247,561,839	395,429,812	317,149,155	(78,280,657)
Jubilee	US\$	140,072,533	196,736,982	182,256,622	(14,480,361)
TEN	US\$	107,489,306	198,692,830	134,892,533	(63,800,296)
Sankofa	US\$	-	-	-	-
Surface Rentals	US\$	845,429	700,262	656,408	(43,854)
Corporate Income Tax	US\$	22,073,745	117,608,720	161,254,385	43,645,665
PHF income	US\$	334,121	1,154,387	1,697,798	543,411
Gas Royalties	US\$	-	-	-	-
Gas Carried and Participating Interest	US\$	-	-	-	-
Interest on Late Payment on TEN 3	US\$	4,274	-	-	-
Total Petroleum Receipts	US\$	362,580,316	723,549,248	668,412,660	(55,136,588)
	GH¢	1,552,129,143	3,292,197,054	3,436,301,693	283,456,558

Source: MoF and BoG

Allocation of 2019 Petroleum Receipts

151. Mr. Speaker, the PRMA requires that not more than 70 percent of Government’s net petroleum receipts is designated as ABFA and not less than 30 percent designated as GPFs. Out of the amount transferred into the GPFs, the GHF received not less than 30 percent, with the rest transferred into the GSF.
152. Mr. Speaker, the 2019 petroleum receipts were distributed based on the provisions of the PRMA (as amended). Out of the total revenue of US\$668.41 million, the national oil company, GNPC, was allocated a total of US\$148.19 million, made up of Equity Financing Cost (US\$95.66 million) and its share of the net Carried and Participating Interest (US\$52.54 million), as shown in Table 13.

Table 13: Distribution of January-September 2019 Petroleum Receipts

		Jubilee 47th	Jubilee 48th	Jubilee 49th	TEN 10th	TEN 11th	TEN 12th	Sankofa 2ND	TOTAL
Date of Distribution		13-Mar-19	13-Jun-19	3-Sep-19	15-Apr-19	12-Jun-19	3-Sep-19	6-Aug-19	
Transfer to GNPC	US\$	20,536,602.42	27,358,133.09	22,066,906.49	23,271,303.77	27,121,829.19	27,844,536.37	-	148,199,311.32
o/w Equity Financing cost	US\$	11,710,084.53	18,410,730.47	11,577,417.53	16,049,175.01	18,704,709.79	19,203,128.53	-	95,655,245.86
o/w Crude oil Net Carried and Participation Interest	US\$	8,826,517.89	8,947,402.62	10,489,488.96	7,222,128.76	8,417,119.40	8,641,407.84	-	52,544,065.46
GoG Net Receipts for Distribution to	US\$								
ABFA and GPFs	US\$	67,717,205.96	55,248,395.21	42,703,032.52	106,435,168.55	36,047,585.44	37,186,599.28	70,360,383.56	415,698,370.51
o/w Annual Budget Funding Amount	US\$	47,402,044.17	38,673,876.65	29,892,122.76	74,504,617.98	5,083,441.84	26,030,619.50	49,252,268.49	270,838,991.40
o/w Ghana Petroleum Funds	US\$	20,315,161.79	16,574,518.56	12,810,909.75	31,930,550.56	30,964,143.59	11,155,979.78	21,108,115.07	144,859,379.12
o/w Ghana Stabilisation Fund	US\$	14,220,613.25	11,602,162.99	8,967,636.83	22,351,385.39	21,674,900.52	7,809,185.85	14,775,680.55	101,401,565.38
o/w Ghana Heritage Fund	US\$	6,094,548.54	4,972,355.57	3,843,272.93	9,579,165.17	9,289,243.08	3,346,793.94	6,332,434.52	43,457,813.74
Total Payments	US\$	88,253,808.38	82,606,528.30	64,769,939.00	129,706,472.31	63,169,414.63	65,031,135.65	70,360,383.56	563,897,681.84
	GH¢	448,460,169.36	420,313,157.68	340,559,954.19	645,057,640.82	321,544,954.35	341,803,760.14	367,696,415.51	2,885,436,052.05

Source: MoF and BoG

153. Mr. Speaker, of the net amount of US\$415.70 million due to the Government, the ABFA received a total of US\$270.84 million, while the GPFs received US\$144.86 million. The allocation to the GPFs were distributed between the GSF (US\$101.40 million) and the GHF (US\$43.46 million) in the ratio of 7:3, in conformity with the PRMA Law.

ABFA Utilisation

154. Mr. Speaker, an amount of GH¢987.94 million, representing 50.1 percent of total ABFA receipts, was utilised at the end of September 2019. This compares with a programmed ABFA amount of GH¢2,496.43 million for the whole of 2019. Table 14 provides a summary of utilisation by the priority areas. Details of the projects that benefitted from the ABFA allocation for the period under review can be found in the appendices of the Annual Report on the Petroleum Funds for 2019.

Table 14: ABFA Utilisation by Priority Area for Jan-Sep 2019 (in GH¢)

Priority Area	ABFA Utilisation (Jan.-Sept.)
Agriculture	70,273,236.75
Physical Infrastructure and Service Delivery in Education	570,865,917.58
Physical Infrastructure and Service Delivery in Health	43,646,794.46
Road, Rail and Other Critical Infrastructure Development	300,258,670.79
Sub-Total	985,044,619.58
Public Interest and Accountability Committee	2,900,000.00
Grand Total	987,944,619.58

Source: MoF

Public Debt Developments For 2019

155. Mr. Speaker, public debt management for the 2019 fiscal year was successfully executed despite challenges from global and the domestic economy.
156. On the global front, fiscal policy stance has shifted to deal with the slow-down in the global economy; anticipated downside risks; ensuring financial stability; and funding the SDGs to attain the targets set for 2030. Consequently, global debt and debt service-to-GDP ratios are high and have risen over time.
157. On the domestic front, the first quarter exchange rate volatility, financial sector bailout and mid-year unanticipated energy sector bailout impacted on the public debt portfolio and developments.
158. The major debt management strategy was to pursue debt management goals considered to impact positively on the public debt stock.
159. The main public debt objectives were to meet government’s funding needs on a timely basis and at a relatively lower cost but subjected to a prudent level of risk, while promoting the development of efficient primary and secondary markets. in accordance with the PFM law.
160. Mr. Speaker, Government is committed to maintaining the public debt at sustainable levels below the established threshold of 65 percent of GDP in line with Ghana’s ranking as a moderate performer under the new Debt Sustainability Framework. Despite this international benchmark, the Government, under the objectives of the new fiscal responsibility law is committed to maintaining public debt stock at 60 percent of GDP or below for 2019. Consequently, considerable progress has been achieved so far, including lengthening the average time to maturity of the public debt portfolio and reducing refinancing risks.

161. Mr. Speaker, to ensure that the public debt trajectory remains sustainable, Government committed to contract non-concessional external loans in line with the public debt limits and other financing arrangements envisaged for 2019.
162. Mr. Speaker, I am happy to inform you that government is on track and MDAs are adhering to the limits, which had been applied for the first time post IMF programme.
163. Mr. Speaker, despite these developments, the public debt developments were hit by liabilities from the financial and energy sectors in 2019. Although resources have been set aside to resolve the Micro-Finance as well as the Savings and Deposit Institutions, risks from these sectors represent material risk to debt sustainability. In order to ensure that the public debt dynamics are on a sustainable path, potential risks and vulnerabilities to the public debt portfolio will need to be monitored and subjected to various macroeconomic and financial stress tests to improve debt dynamics.

2019 and Medium-Term Debt Management Strategy (MTDS)

164. Mr. Speaker, the 2019-2022 Medium-Term Debt Management Strategy (MTDS) sought primarily to diversify the investor base and currency structure of the public debt portfolio. Accordingly, the strategy focused on reducing the refinancing risks embedded in the debt portfolio through liability management operations and development of domestic debt markets.
165. Mr. Speaker, the 2019 debt strategy envisaged the continuous issuance of medium-term bonds (especially 5-year bonds) and longer-date bonds (especially 7-year, 10-year and 15-year bonds) in the domestic market over the strategy period. The strategy assumed a sovereign bond issue of up to US\$3,000.0 million on the International Capital Market (ICM), with proceeds of about US\$2,000.0 million to fund the budget and US\$1,000.0 million to be used for liability management. The strategy also envisaged the issuance of domestic debt against possible contingent liabilities that may arise in 2019.
166. Mr. Speaker, in line with the strategy, Government issued 5-year, 6-year, 10-year, 15-year and 20-year bonds to lengthen the maturity profile, in our domestic market of domestic debt. About GH¢1,490.0 million (representing about 0.43 percent of GDP) worth of bonds was also issued by Government to cover realisation of contingent liabilities in the banking sector.
167. Mr. Speaker, a total of US\$3,000.0 million in 3-tranches of 7-year, 12-year and 31-year Eurobonds were raised on the ICM in amounts of US\$750.0 million, US\$1,250.0 million and US\$1,000.0 million, respectively.
168. Mr. Speaker, as part of Government efforts to bring debt to sustainable levels, an annual limit of US\$750.0 million on commercial borrowing was placed on

contracting or guaranteeing non-concessional external debt for projects for which concessional financing was not available.

169. Mr. Speaker, the year to date contracting of non-concessional loans based on effectiveness date amounts to US\$701.0 million in various sectors.

Government’s Liability Management Programme

170. Mr. Speaker, as stated in the 2019 Budget and Economic Policy Statement and the Medium-Term Debt Strategy (MTDS), Government’s liability management programme was anchored on replacing high interest-bearing paper in the portfolio with less expensive paper without compromising debt and fiscal sustainability.

171. Mr. Speaker, the debt re-profiling programme, which is part of our liability management strategy, is contributing to the marked improvement observed in the debt mix and is contributing to lower interest payments. This phenomenon is helping to lower the risks embedded in the debt portfolio.

172. Mr. Speaker, as we have already indicated, Government on 19th March 2019 successfully issued Eurobond of US\$3,000.0 million from the ICM. In line with the proceeds utilisation plan, an amount of US\$2,000.0 million was earmarked for budget support and critical infrastructure and the remaining US\$1,000.0 million for liability management operations. So far, a buyback of US\$303.10 million of the 2023 Eurobond has been carried out. This has reduced the size of the 2023 bond and further reduced the rollover risk.

173. The remaining US\$700.00 million is being used for further liability management operations in the domestic market. In this regard, Government has successfully repurchased a total of GH¢309.67 million of the outstanding July 2022 5-year bond from the domestic market. Additionally, Government on the domestic market conducted about GH¢ 3,500.11 million liability management on maturing domestic debt.

174. Mr. Speaker, Government is aware of the foreign exchange risks associated with exposure to offshore investors. In this regard, the Ministry in close coordination with the Bank of Ghana undertakes periodic bond buyback operations to ensure orderly redemption of domestic debt held by foreign investors. This will help mitigate the unintended consequences of occasional outflow surges of foreign capital and its impact on the domestic currency.

2019 Eurobond Issuance

175. Mr. Speaker, approval was given from this Honourable House on 21st December, 2018 to access the International Capital Market to raise up to US\$3,000.0 million to finance the budget and conduct liability management operations.

176. Mr. Speaker, based on the approval, Ghana issued a total of US\$3,000.0 million in three tranches, 7-year, 12-year and 31-year Eurobonds of US\$750.0 million, US\$1,250.00 million and US\$1,000.00 million, respectively in March 2019.
177. Mr. Speaker, the 2019 Eurobond was a landmark issuance, not only in Ghana, but across Sub-Saharan Africa with Ghana’s Eurobond issuance in 2019 being the largest deal size outside of Nigeria and South Africa. As already indicated, the issuance was also the first triple-tranche Eurobond offering by Ghana.
178. Mr. Speaker, the transaction attracted the largest order book ever in Africa, peaking at US\$20 billion confirming overwhelming investor confidence in the Government’s management of the economy. It is also notable to stress that the transaction attracted a new group of investors. About 4.0 percent of the order book were from Asia-based investors.
179. Mr. Speaker, it is also worthy of note that Ghana achieved this good pricing on the Eurobond issuance in 2019 despite higher emerging market spreads and higher benchmark rates prevailing at the time.

Table 15: Summary of 2019 Eurobond issuance

Issuer	Republic of Ghana		
Issuer Rating	B3 / B / B (Moody’s / S&P/ Fitch)		
Structure	Senior Unsecured / 144A/RegS		
Pricing Date	19 th March 2019		
Tenors			
Issue Size	USD 750mn	USD 1.25bn	USD 1bn
Maturity Date	26 th March 2027	26 th March 2032	26 th March 2051
Coupon / Yield	7.88%	8.13%	8.95%
Primary Listing	The London Stock Exchange, Ghana Stock Exchange		
Use of Proceeds	Budget funding and liability management		
Governing Law	English Law		

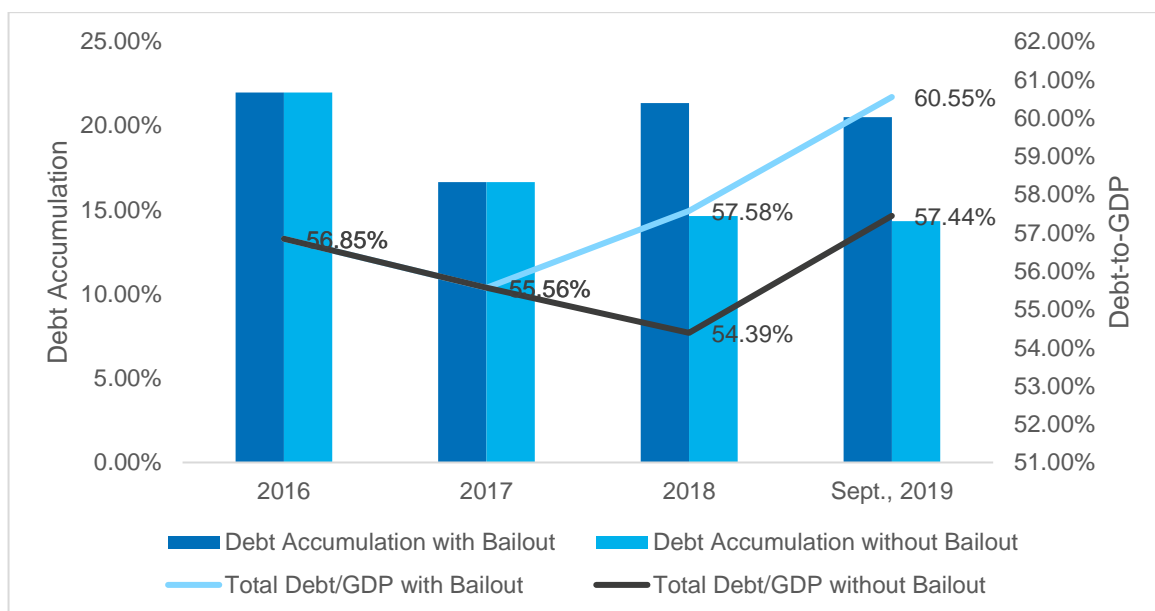
Source: MoF

Public Debt Dynamics

180. Mr. Speaker, as at end-September 2019, the nominal public debt stock was GH¢208,565.18 million (US\$39,212.83 million), comprising external and domestic debt of GH¢107,166.78 (US\$20,148.68 million) and GH¢101,398.4 (US\$19,064.15million), respectively.

181. Excluding the financial sector bailout, the nominal public debt stock as at the end of September 2019 stood at GH¢197,867.09 million (US\$37,201.45 million).
182. The rate of debt accumulation as at end-September 2019 was 20.51 percent, mainly driven by the micro finance institutions and Savings and Loans institutions bailout and the US\$3,000.00 million sovereign bond issuance, depreciation of the Ghanaian currency against major trading currencies, and new disbursement on committed loans. Without the micro finance institutions and Savings and loans institutions bailout, the rate of debt accumulation would have been 14.33 percent.
183. In real terms, the public debt to GDP ratio was 60.55 percent. This ratio includes the financial sector and also the energy sector bailout. Excluding the financial sector bailout, the public debt to GDP ratio as at September 2019 was 57.44 percent and below the Government’s target of 60 percent of GDP.

Figure 7: Trend in Public Debt Accumulation (2016-Sept 2019)



Source: MoF

Sovereign Credit Rating

184. Mr. Speaker, Ghana’s credit story has improved over the past three years compared to our performance about a decade ago.
185. The rating upgrade, from ‘B-’ to ‘B’ with a stable outlook, attained in 2018 has been affirmed by Standard & Poor’s in 2019. Fitch and Moody’s have also affirmed their ratings on Ghana.
186. This rating affirmation was on the back of a return to primary surpluses through fiscal consolidation, improved debt dynamics, robust medium term growth

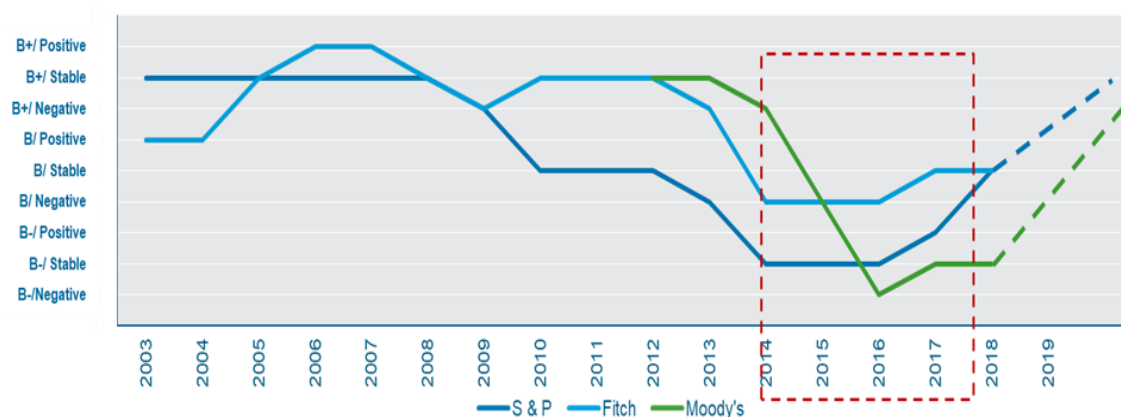
prospects supported by new hydrocarbon developments, more secure power supply to support non-oil growth prospects, improved current account dynamics to support a stable local currency and a track record of political stability.

Table 16: Ghana’s Sovereign Ratings

Agency	Rating/Outlook	Latest Rating Action	Latest Publication Date
S& P	B/Stable	October 2018: Rating upgraded to B from B-	Sept. 14 2019: Rating Affirmation
Fitch	B/Stable	May 2017: Outlook revised to Stable from Negative. Rating Affirmed	Oct. 11 2019: Rating Affirmation
Moody’s	B3/Stable	September 2016: Outlook revised to Stable from Negative. Rating Affirmed	Sept. 11 2019: Annual Rating Report

Source: MoF

Figure 8: Ghana’s Credit Story 2003 to 2019 and Medium Term



Source: MoF

Public Entities Credit Risk Assessment

187. Mr. Speaker, Government in a bid to identify and manage credit risk that can arise from different sectors of the economy, has developed sector specific credit risk frameworks. The framework helps Government to identify institutions that are of low to high risk, of defaulting in their debt service obligations, should Government guarantee or on-lend funds to them.
188. As at end September 2019, eight banks and ten (10) SOEs had been assessed to determine their credit worthiness. For institutions that were identified to be high risk a guarantee fee or on-lending fee was proposed to be charged upfront as stipulated in the PFM law. Monies received from these fees are to be set aside in the consolidated fund to ensure that funds are allocated for repayment of loan facilities, should the institutions default.

Launch of Ghana Repo Market Guidelines

189. Mr. Speaker, on 12th November, 2019, the Bank of Ghana launched a Global Master Repurchase Agreement (GMRA)-based guideline for the repo market in Ghana. These Guidelines have been prepared in collaboration with the Ghana Fixed Income Market (GFIM) and other key stakeholders in the financial markets in Ghana. The guidelines contain directives and recommend best practices for market participants who intend to trade repos in Ghana. The guidelines endorse GMRA 2011 as the industry standard agreement for repo transactions in Ghana.
190. The eligible counterparties are the Bank of Ghana; Commercial Banks and Savings and Deposit Institutions; Securities Dealers; Corporates with knowledge and sophistication to appreciate the risk of investing in repos; and High Net Worth Individuals (HNWI) with knowledge and sophistication to appreciate the risk of repo market
191. The GMRA-based repo provides: a low-risk option for cash investment; supports cash–market efficiency and liquidity; facilitates the hedging of risk, enable investors to monetise liquid assets; and transforms collateral.

Update on Minerals Income Investment Fund

192. Mr. Speaker, as you may recall, in September 2018, the Minerals Income Investment Fund Act, 2018 (Act 978) (the “Fund Act”) was passed by this august House. The Minerals Income Investment Fund (“MIIF”), which was established in 2018 by the Fund Act, was created to hold and manage the mining company equity interests of the Republic, receive mineral royalty revenues due from mining operations, and provide for the management and investment of the assets of the MIIF.
193. The monetisation of the Mineral Royalties remains a priority project for Government. Significant progress has been made since the inauguration of the MIIF’s Board by His Excellency, the President in October this year. The anticipated monetisation proceeds will complement Government’s sources of financing for the budget.
194. The Chief Executive Officer and the Board of the entity has been put in place. It is the expectation of Government that the objective would be realised in 2020.

Ghana Fixed Income Market 2019 performance

195. The Ghana Fixed Income Market (GFIM) continues to make strides to become the preferred investment platform. From a humble trades value of GH¢5.22 billion when the market was established four years ago, August 2015, activities on the market have shot up tremendously to GH¢43.82 billion (as at the end of October 2019) over this short period of its existence. This is almost a 9-time increment in the activities on the market. Again, 10 institutions have successfully issued corporate notes and bonds amounting to GH¢7.21 billion out of a shelf registration of GH¢12.1 billion on the market.

196. In addition to the above sterling performances, the liquidity of the market has been improving from year on year. In 2015 the market saw a liquidity of 18 percent which increased to 42 percent in 2016, representing a 24 percentage point increase in the liquidity. The story was not different in 2017, where the liquidity increased to 53 percent, making a 26 percentage point increase. The 2018 liquidity figure increased to 55 percent, making a 3.6 percent increase. By the end of October 2109 the liquidity on the market was 51 percent compared to 47 percent same period in 2018.
197. It is therefore clear that with the right programs to develop the ecosystem of this market, GFIM will be able to achieve the intended heights of being the most preferred bond market in the sub-region. It is in this direction that the legal framework of the market has been worked on to meet global standards. On 12th November, 2019, the Ghana Fixed Income Market (GFIM) and the guidelines for the Global Market Repurchase Agreements (GMRA) were launched. The launch has created the platform for deepening the activities of the market, greatly improving the accessibility and efficiency of the market through the strengthening of the legality and enforceability of the Global Master Repurchase Agreement (GMRA). It is anticipated that the launch of GMRA and the repo guidelines will lead to the development and growth of a robust repo market.

Financial Sector Developments

198. Mr. Speaker, following the successful completion of reforms in the banking sector which begun in August 2017 and ended in January 2019, we now have a more resilient sector, well positioned to support the economic growth agenda of the government. Banks are beginning to refocus on their core mandate of financial intermediation based on their strong capital base after the recent completion of the recapitalization exercise.
199. A well-capitalized, solvent, liquid, and profitable, and resilient banking sector has emerged with improved financial soundness indicators in line with expectations. Even with fewer banks, asset growth within the banking sector in 2019 continues to be robust, underpinned by sustained growth in deposits and higher capital levels while credit has continued to recover compared to the same period last year.
200. Mr. Speaker, at the start of the reforms in August 2017, total assets were GH¢89.1 billion for a sector that had 36 banks, and two years after the reform process started, total assets have increased to GH¢115.2 billion at end August 2019 with only 23 banks. In the same direction, total deposits have improved from GH¢55.7 billion to GH¢76.0 billion over the same comparative period, reflecting a stronger deposit base owing to more trust and confidence in the banking sector with fewer but stronger banks.
201. Banks' profitability has also been greatly enhanced with a significant pick-up in profit after tax in 2019 compared to the previous year. The sector's solvency remains strong, with the Capital Adequacy Ratio, even under the more stringent

capital requirement directive under the Base II/III framework, well above the new regulatory minimum of 13 percent.

202. Mr. Speaker, similar to the banking sector and prior to the reforms, the specialized deposit-taking institutions (SDI) sector was plagued with acute liquidity and insolvency challenges. Their continued existence posed severe risks to the stability of the financial system and to depositors. As a result, in two separate clean up exercises the licenses of these insolvent institutions were revoked in order to curtail a spill over of these weaknesses to other sectors of the financial industry.
203. Mr. Speaker, insolvent specialized deposit institutions comprising of 23 savings and loans and finance house companies, and 347 microfinance companies and Non-Bank Financial Institutions comprising of 39 micro credit companies, one dormant leasing company and one dormant remittance company were also resolved in May and August 2019 respectively to safeguard the financial system against potential contagion and weaknesses in the SDI sector which threatened to erode the gains made in the banking sector.
204. It is important to note that although the clean-up exercises were completed quite recently there are already indications of improved performance within the SDI sector evidenced by improved capital positions, profitability, management efficiency and liquidity within the sector.
205. The completion of reforms within the Banks and SDIs Industry in August 2019 was timely and paved way for the operationalization of the Ghana Deposit Protection scheme in December 2019. The scheme will protect the national budget from costs arising from banking sector failure, if that were even to happen in the future, and ensure that going forward all depositor’s funds are insured against bank and SDI failures. This scheme, supplemented by effective regulation and supervision by the Bank of Ghana, and the work of the Financial Stability Council, will go a long way to make our financial system more resilient and supportive of our efforts to foster inclusive socio-economic growth.
206. The central bank will continue to pursue policies and strengthen supervision to ensure that the banking sector remains well-capitalised, solvent, liquid and profitable and to also ensure that significant gains recorded in the aftermath of the reforms and recapitalization exercise are locked-in. Credit risk management practices and loan recovery efforts will be stepped up to minimize overall risks in the banking sector.

Developments in the Fund Management Industry

207. Mr. Speaker, over the past two years, the management of the Securities and Exchange Commission has worked on various reforms and appraised the state of operators in the industry. In line with the powers vested in the Commission under Act 929 sections 3 and 122, the Commission revoked the licenses of 53 fund management companies on Friday, 8th November, 2019. Of these firms, 21 had

ceased operations, with the remaining 32 in various states of distress and/or regulatory non-compliance before the revocations.

208. Through this firm and decisive intervention, the Commission will preserve the investments of over 77,000 retail investors and over 4,700 institutional investors. The investment portfolios of the affected firms amounted to GH¢8 billion, of which GH¢2.4 billion (30%) was invested in treasury bills, banks and listed equities. The actions affected 249 licensed representatives.
 209. This exercise seeks to protect investors, restore transparency and introduce greater accountability while instilling higher ethical standards through improvement of the licensing and supervisory framework.
- Fiscal Impact of Financial Sector Clean Up
210. Mr. Speaker, the intervention by Government to save depositors and investors whose funds were locked up with failed financial institutions has been very costly.
 211. In 2017 and 2018, Government spent a total GH¢11.7 billion to safeguard the deposits held by universal banks that were resolved by Bank of Ghana, and to set up the Consolidated Bank Ghana (CBG) Limited. These amounts were mainly through the issuance of government debt to both GCB Bank and CBG.
 212. This year, Government had to again intervene to provide relief to depositors when the Bank of Ghana revoked the licenses of 347 Micro Finance Institutions, 15 Savings & Loans and 8 Finance Houses. The total bailout cost estimate for this exercise was GH¢2.4 billion.
 213. Mr. Speaker, the Securities and Exchange Commission also revoked the licenses of 53 Asset Management Companies that were distressed, with an estimated fiscal cost to protect investors of GH¢1.5 billion.
 214. In addition, Government also provided bridge funding of up to GH¢800 million for Ghana Amalgamated Trust (GAT) to enable it invest in four (4) indigenous banks that were struggling to meet the minimum capital requirement GH¢400 million.
 215. Mr. Speaker, these interventions were timely to ensure that we safeguard the financial system, provided relief to many families and businesses, as well as to protect jobs and local interest in the financial system.
 216. Mr. Speaker, it is important to state that Government has not under any circumstances intentionally collapsed any financial institution. These institutions were insolvent and/or distressed as a result of their own actions, and their respective regulators stepped in to intervene and to save over 4m depositors and investors. Our commitment is to ensure that we provide relief to many of the victims. The total estimated cost for our fiscal intervention, excluding interest payments, from 2017 to 2019 is estimated at GHS16.4 billion, about 5% of GDP.

Ghana Amalgamated Trust (GAT)

217. Mr. Speaker, the Ghana Amalgamated Trust (GAT) Plc was set up in December 2018 as an urgent policy response to help support five (5) indigenous banks, Agricultural Development Bank (ADB), OmniBSIC, Prudential Bank, Universal Merchant Bank and National Investment Bank (NIB) as they were unable to raise equity to meet Bank of Ghana’s new mandatory minimum capital of GH¢400 million by 31st December, 2018.
218. All the insolvent banks whose licenses were revoked by BoG, were indigenous banks which had a contagious effect on the remaining indigenous banks; making it hard for them to raise additional capital. To ensure that indigenous sponsorship in the banking industry is protected, and over 5,400 direct jobs and 12,000 indirect jobs are kept, the Government set-up GAT and announced a major intervention to provide a sovereign guarantee of up to GH¢2 billion to GAT as a backstop to encourage investors to support our local banks. Government successfully got the approval from Parliament to issue a Sovereign Guarantee for GAT to enable it issue bonds, and invest equity in the participating banks.
219. Mr. Speaker, the process was, however, affected by a legal suit challenging the debt instrument to be issued by GAT for equity investment in the participating banks. In response, the legal advisors, Bank of Ghana, Securities and Exchange Commission, and the NPRA advised the following to enable a successful capitalization of the banks to meet the social objectives of the Government.
- Replacement of the original bond framework for GAT with a preference share framework for investors;
 - Initial bridge capitalization of GH¢800 million by Government to enable GAT invest in the first four banks (ADB, OmniBSIC, PBL & UMB); and
 - A subsequent raising of an amount of up to GH¢800 million from investors backed by a Put Call Option Agreement (PCOA) from Government to enable GAT proceed with the original structure as planned but via preference shares.
220. Accordingly, Parliament is therefore requested to approve the GH¢800 million initial capitalization of GAT for its investment in the 4 participating banks, under the new structure and the PCOA. The PCOA will replace the Sovereign Guarantee that was previously approved for the banks.

National Investment Bank (NIB)

221. Mr. Speaker, Government took a decision to deal with NIB separately from the other 4 participating banks because of its unique challenge and the fact that it was almost 100% owned by the state. Over the past months, Government has worked to strengthen the management, ensure regulatory compliance and beef up the financial reporting framework of the bank to enable it participate more effectively under the GAT programme.
222. The Bank also took steps to engage new auditors, and make current their financial statements. Additionally, to address severe liquidity challenges, Government in

October 2019, entered into a swap arrangement with NIB with respect to its Nestle Shares, giving NIB GH¢500 million of new liquidity for the Nestle Shares. The final assessment of the bank, however, showed a much wider capital shortfall of GHS2.2b as at the end of 2018, which it will need to raise to enable it meet the new Bank of Ghana minimum capital requirement.

223. NIB, under the GAT initiative, has also developed a new strategy that will transform it into a specialised bank. Going forward, NIB shall focus on promoting industrialization by deploying the right products and services to finance industry across the country and in line with national development priorities.
224. In this regard, Parliament is requested to approve a GHS2.2 billion Put Call Option Agreement (PCOA) from Government to GAT to enable it raise the required funding for NIB via preference shares. This will replace the Government Guarantee to GAT that was previously approved.

Consolidated Bank Ghana Limited (CBG)

225. Mr. Speaker, Consolidated Bank Ghana (CBG) which was formed as a bridge bank to assumed the good assets of the 7 defunct local banks in August 2018 has made considerable process in term of paying depositors whose monies were locked up with these institutions and still maintaining most of them as clients.
226. The progress made by CBG, the jobs retained as well as the re-hiring of some of the staff of the now defunct banks that were out of the jobs, attest to the hard work the BOG, the Receivers and all stakeholders in the banking sector clean-up process to ensure that the resolution of the crisis was as smooth as possible. We are confident that over the next months, the financial sector which is now on a sounder footing will expand considerably and new jobs will be created.
227. With the progress made by CBG, the bank has requested that Government consider and approve for its articles of incorporation to be amended to convert it into a normal universal bank and not a bridge bank. Government has recognised the need to strengthen CBG and protect the jobs at this bank and has therefore given the go ahead for CBG to undertake the needed regulatory process with the Bank of Ghana for it to be regularised.

Changing the Environment for Private Sector Credit Delivery

228. Mr. Speaker, Government has worked very hard to reverse the deteriorating macroeconomic environment it inherited, reduced inflation and interest rates, stabilised the exchange rate, restored sanity in the financial sector, and undertook large scale social intervention programs in education, smallholder agricultural initiatives such as planting and rearing for food and jobs, among others which are prerequisites for private sector led growth and job creation.
229. Mr. Speaker, from 2020 Government will begin major interventions to boost private sector credit to support all segments of the business community. In 2019,

Government engaged many stakeholders with respect to access to credit for the private sector. Experts went across the length and breadth of the country to meet with SMEs and artisans, proprietors and associations to get a better understanding of the challenges they face in accessing credit, while the Ministry also engaged the AGI, Banker’s Association, among others prior to this year’s budget. Through evidence-based research and field engagements with over forty (40) business associations, credit needs of micro, small and medium enterprises in the country, Government is ready to take advantage of the macro gains, and enhanced social cohesion through our social intervention initiatives to focus on private sector growth, home ownership and infrastructure development, including toll roads. The key institutions to anchor this shift will be the National Development Bank (NDB) and the Ghana Infrastructure Investment Fund (GIIF).

230. Mr. Speaker, in this regard, the following initiatives will be undertaken in 2020:

- **Establishment of Enterprise Credit Scheme (ECS).** Akin to the Ghana Incentive-Based Risk-Sharing System for Agricultural Lending (GIRSAL) which is already operational and will become part of the National Development Bank (NDB) in 2020, Government is working together with the Banking Community to launch a GHS2 billion credit and guarantee scheme in 2020. This initiative will be structured to incentivise banks to lend to private sector at discounted lending rates.
- The scheme which will start in the first quarter of 2020 will be targeted at specific industries such as agri-business, manufacturing, hospitality and tourism and the tech-sector amongst others.
- **Promotion of micro businesses and household lending.** Government will partner with Fintech companies, local Banks and mobile money operators to deliver micro credit to Ghanaian businesses and individuals. This intervention is expected to deliver quick loans on favourable terms using technology driven platforms to do the credit assessment. This initiative is in line with Government’s digitization agenda and offers an opportunity for MSMEs to apply for loans on their mobile phones with minimal human intervention. The initiative will go live by Q1 2020. The benefits of this intervention includes the provision of needed micro capital for business expansion and capital expenditures. It will also support the working capital needs of small Ghanaian businesses. Our market women will be able to access credit using their mobile money wallets to stock up goods in order to sell more. The initiative is expected to increase productivity and profitability as well as contribute to job creation. This is in direct response to our findings from the nationwide survey.
- **Support for Long Term Institutional Investors.** To encourage the establishment of Private Equity, Venture Capital and Mutual Funds, which will improve the ecosystem for start-ups, the current application of VAT on management fees for these funds will be abolished; as this discourages

institutional and angel investors, both local and foreign, from investing in such critical funds for private sector growth. This will improve the accumulation of long-term funds in the economy to support growth and jobs.

National Development Bank

231. Mr. Speaker feasibility study for the establishment of the National Development Bank specifying the rationale, mandate, business model, legal and regulatory framework, ownership, governance and sustainability of the Bank has been completed.
232. Government is working with the World Bank and other development partners to capitalize the bank in 2020 for it to commerce operations. The National Development Bank as envisioned will refinance credit to industry and agriculture as a wholesale bank; and also provide guarantee instruments to encourage universal banks to lend to these specific sectors of the economy.
233. The National Development Bank (NDB) will be an independent institution with strong corporate governance framework; and would be globally rated to enable it leverage foreign private capital for industrial and agriculture development in the country. The Government will also provide periodic dedicated funds for intervention in key areas of the economy such as large scale agro processing, housing, through various schemes and funds as needed for economic and social development and jobs.
234. It is expected that the National Development Bank will provide cheaper and long-term funding for the growth and expansion of key companies operating in the agriculture and industry sectors. The development bank will also lend through specialized banks to key anchor industries at the Metropolitan, Metropolis and District Assemblies level to support the Governments IDIF initiative.

SECTION THREE: PERFORMANCE OF GOVERNMENT FLAGSHIPS AND OTHER PRIORITY PROGRAMMES

235. Mr. Speaker, towards the realisation of the President’s Ghana Beyond Aid vision, the Coordinated Programme of Economic and Social Development Policies (2017-2024) as well as the Medium Term Development Plan, government is vigorously implementing a set of key policy interventions and flagship programmes to create a strong foundation for the accelerated economic transformation of Ghana. Our strategic direction is consistent with the United Nations Sustainable Development Goals (Agenda 2030) and the African Union Agenda 2063.
236. Mr. Speaker, these programmes have high social and economic impact. Some of them such as the LEAP and School Feeding programmes were already being implemented and we have expanded and deepened them to benefit more of our citizens. The rest including the ground-breaking free SHS, Planting for Food and Jobs, 1D1F, Nation Builders Corps and IPEP, are the programmes that were initiated by this government to spearhead our transformation agenda.
237. Mr. Speaker, evidence abounds that these programmes are significantly impacting positively on the lives of the people of Ghana. They have created the platform for real economic transformation; strengthening human capital through enhancing access to health care, education and skills development, modernizing agriculture and industry, delivering infrastructure across the country – including a revitalised railway sub-sector – and creating jobs.
238. Mr. Speaker, with your permission, I would like to highlight the progress and achievements of some of the major programmes being implemented.

Human Capital Development

Free SHS

239. Mr. Speaker, according to data from the Ghana Statistical Service, 60 years after independence, only 15 percent of all Ghanaians aged 15 or older had reached secondary education or higher. The statistics further indicated that 19.5 percent of Ghanaians had never attended school. These statistics were not only shameful, but were also a barrier to achieving sustainable and inclusive development.
240. Making secondary education free for all was a major campaign promise of His Excellency, President Nana Addo Dankwa Akufo-Addo. Government, therefore, took the bold decision to expand basic education to include SHS, and to make it free to dramatically improve access to education in all parts of the country.
241. Mr. Speaker, the implementation of the Free SHS has opened up education opportunities hitherto unseen in the history of this country. Enrolment at the secondary level increased significantly by 43 percent between 2016 and 2018.

242. At the end of the 2018/19 academic year, total beneficiaries for the first two cohorts was 794,899 students. The number of beneficiaries is projected to reach 1,264,000 with the addition of the third cohort. This would be the highest ever number of students concurrently enrolled in the public secondary education system in Ghana.
243. Mr. Speaker, to accommodate the increased enrolment and ensure that no child is left behind, Government temporarily introduced the double track system. In anticipation of increased enrolment and the need to phase out the double track system, Government commenced the construction of 962 structures in secondary schools across the country. These comprised classroom blocks, dormitories and sanitary facilities. Government has made sufficient provision in this budget to fund the ongoing construction of the SHS structures.

Nation Builders Corps

244. Mr Speaker, the Nation Builders Corps (NABCO) was initiated to bring relief to the many unemployed tertiary graduates in the country. From November 2018 to date, about 100,000 young men and women, wake up to a life of hope and are making a valuable contribution to nation building.
245. Across all the seven modules of the scheme – Educate Ghana, Heal Ghana, Feed Ghana, Revenue Ghana, Civic Ghana, Digitise Ghana, and Enterprise Ghana – NABCO trainees have been deployed to various places of work:
- 10,000 trainees deployed at the Ghana Revenue Authority and all Metropolitan Municipal and District Assemblies;
 - 30,000 in schools at all levels across the country;
 - 7,000 personnel in health care delivery;
 - 8,000 supporting the private sector;
 - 12,000 engaged in the National Digital Property Addressing System (NDPAS);
 - 8,300 engaged in the flagship initiative, Planting for Food and Jobs;
 - 500 trainees in the Judicial Services;
 - 140 trained as drone pilots for GALAMSTOP under the Ministry of Environment, Science, Technology and Innovation;
 - 100 undergoing ORACLE Training to support the Public Financial Management Reform Project (PFMRP) under the Ministry of Finance;
 - 130 trainees to provide support for the Ghana Metrological Agency;
 - 650 trainees deployed directly to 1D1F under the Ministry of Trade; and
 - 12,800 for local government, information services, public media houses and community work.
246. The NABCO Talent Academy, a virtual training portal, was developed to provide Learning & Training opportunities to enable trainees acquire the needed exposure to seek permanent employment or venture into entrepreneurship. Within the programmed implementation period of 36 months, Government expects the scheme to deliver a skilled and competent workforce for national development.

Teacher and Nursing Trainee Allowances.

247. Mr. Speaker, one of the campaign promises made by the NPP was to restore teacher and nursing trainee allowances when elected into office. In fulfilment of this promise, the Government announced in August 2017 that it would, from October that year, restore allowances to both teacher and nursing trainees in public institutions. Since then Government has kept faith with the promise.
248. Mr. Speaker, the growth and development of a nation largely depends on the health and level of education of its nationals.
249. In this regard, investing in the health and education workforce through training, motivating and retaining trainees by payment of allowances, and recruitment of qualified professionals remains a priority of Government.
250. Mr. Speaker, a total of GH¢999,203,091 has been paid since the restoration of allowances for the teacher and nursing trainees from 2017 to date.
251. This is made up of an amount of GH¢103,124,102, for the 2017/2018 academic year, GH¢177,511,600, for the 2018/2019 academic year and to date GH¢251,726,589, for the 2019/2020 academic year to an average of 48,000, teacher trainees in all public colleges of education and GH¢210,840,800, GH¢198,200,000 and GH¢57,800,000 to 49,000 nursing trainees in public nursing institutions for the 2017/2018, 2018/2019 and 2019/2020 academic years respectively.
252. Mr. Speaker, the restoration of the teacher and nursing trainee allowances was a step in ensuring that the teacher trainee and the nursing trainee enjoyed the same status as they did in times past. With the restoration, the despondency that characterized the campuses of the colleges of education and nursing is no more.
253. In 2020, Government will continue with the payment of allowances to trainee teachers and nurses to a projected number of 54,108 teacher trainees in all public colleges of education and 49,000 nursing trainees in public health training institutions.

Agriculture Modernisation

Planting for Food and Jobs

254. Mr. Speaker, in 2017 when the NPP Government assumed office, growth in the agriculture sector had declined dramatically. The Government’s agriculture modernisation programme was therefore aimed at improving production efficiency, achieving food security, and profitability for our farmers, and significantly increasing agricultural productivity as the basis for industrialization, job creation and export. Growth in the Agriculture sector moved from a low of 2.9 percent in 2016 to 6.1 percent in 2017, recorded a growth of 4.8 percent in 2018 and is projected to grow at 6.9 percent in 2019.

255. Mr. Speaker, Government promised to increase subsidies on retail prices of seeds, fertilizers and other agrochemicals, focus on developing irrigation schemes, facilitate the provision of community owned and managed small-scale irrigation facilities across the country, especially in northern Ghana, through the “One Village, One Dam Policy”, and improve the extension officer to farmer ratio.
256. Over the last three years, significant progress has been made in the agricultural modernization programme. We are delivering this agenda through our key flagship initiative: Planting for Food and Jobs (PFJ) under the following modules; Food Crop Production; Planting for Export and Rural Development (PERD); Rearing for Food and Jobs (RFJ); Greenhouse Technology Development as well as Mechanization for Food and Jobs.
257. Mr. Speaker, under the Food Crop Production module sixteen selected commodities are being promoted. They include maize, rice, sorghum, soybean, plantain, vegetables and Orange Flesh Sweet Potato. Between 2017 and 2018, a total subsidy in the form of 12,000mt of organic and 539,000mt of blended inorganic fertilizers as well as 24,000mt of improved seeds valued at GH¢600 million was provided to about 880,000 farmers. In 2019, 331,000mt of fertilizer has so far been distributed to 920,000 farmers.
258. A total production of 1,505,850mt of cereals and legumes and 405,630mt of vegetables with a total value of GH¢1.55 billion and GH¢3.43 billion respectively was achieved between 2017 and 2018 alone. Yields of targeted crops recorded significant improvements over 2016 levels: maize yield increased by 89 percent from 1.8mt/ha to 3.4mt/ha; rice yield increased by 48 percent from 2.7mt/ha to 4.0mt/ha and soya yield increased by 200 percent from 1mt/ha to 3.0mt/ha.
259. Mr. Speaker, the interventions also created significant jobs along the commodity value chain. A total of 746,601 and 794,944 jobs were created in 2017 and 2018 respectively. About 94 percent of these jobs are linked to farm level employment, 4 percent to value addition and postharvest service provision and the remaining 2 percent to extension delivery and ICT.
260. Over the last two years, 2,700 extension officers were recruited leading to an improvement in the extension officer farmer ratio from 1:1908 to 1:706. Ultimately the target is to achieve the FAO standard of 1:500.
261. Mr. Speaker this impressive performance in the agriculture sector was nearly marred with the outbreak of the Fall Army Worm (FAW) disease in 2017. Government immediately responded by spraying, and as a result, recovered 123,232ha of farm lands out of 137,479ha affected.
262. In 2019, Government continued to maintain surveillance and kept the Fall Army Worm under control by spraying a total of 140,000ha of farmlands, and through

that protected 434,000mt of crop output with a value of GH¢694.4 million that would otherwise have been lost.

263. Mr. Speaker, to enhance market access, the National Buffer Stock Company was revitalized to facilitate the procurement, storage and distribution of the increased production.
264. Five warehouses were also rehabilitated at Yendi, Tamale, Wenchi and Kumasi. An additional 80 warehouses of 1000mt capacity each will be completed by the end of the year to provide storage facilities for fertilizer, improved seeds and strategic stocks of grains.
265. The National Buffer Stock is also facilitating the distribution of food to the School Feeding Programme, the Free Senior High School Programme, the Prisons and the Police among others. The arrangement has made it possible for the institutions to get their supplies in a timely manner.
266. Mr. Speaker, in 2020 on the basis of the successes chalked so far, Government will continue to supply organic and inorganic fertilizers and improved seeds to about 1.2 million farmers. The seeds and fertilizer interventions are expected to significantly increase the production of maize, rice, soya, sorghum, cowpea, groundnut, cassava, sweet potato and assorted vegetables. In addition, government will continue to maintain surveillance to keep pests under control to ensure food security. Furthermore, enhanced extension services will be provided to farmers to improve adoption of new technologies and increase on-farm productivity.
267. Mr. Speaker, to address the huge production surplus resulting from the Planting for Food and Jobs (PFJ), the Government will procure small to medium scale agro processing machinery to improve value addition.

Tree Crops Module - Planting for Export and Rural Development (PERD)

268. Mr. Speaker, to diversify exports and income sources, in April 2019 His Excellency President Nana Addo Dankwa Akufo-Addo also launched the Planting for Export and Rural Development programme. The programme aims to promote the export of tree crops including cashew, coffee, coconut, oil palm, mango, rubber and sheanut to increase export earnings. When fully established, each tree crop is expected to generate US\$2 billion in export earnings annually.
269. As at end of September 2019, 29 million certified seedlings of Cashew, Coffee, Coconut and Oil Palm had been distributed to 91,292 farmers from 4,777 communities in 199 districts across 12 regions. This will cover a total planted area of 88,918ha of the targeted crops.

270. A Tree Crop Development Authority was established as part of efforts to strengthen the institutional structures of the industry. In 2020, a total of 11,740,000 seedlings comprising 5 million cashew, 100,000 coffee, 40,000 coconut, 5 million oil palm, 100,000 mango and 1.5 million rubber will be distributed for the establishment of 88,918. hectares of plantations in 212 project districts.

Livestock Development Module - Rearing for Food and Jobs (RFJ)

271. Mr. Speaker, His Excellency President Nana Addo Dankwa Akufo-Addo launched the “Rearing for Food and Jobs” (RFJ) programme in June, 2019 to develop a competitive and more efficient livestock industry that will increase domestic meat production, reduce importation of livestock products and contribute to improve livelihood of actors in the livestock value chain.

272. Mr. Speaker, since the launch 7,500 improved breeding stock of sheep has been distributed to 750 farmers in Upper West, Northern and Oti regions and 30,000 cockerels to 3,000 farmers in Upper West, Eastern, Ashanti, Northern and Greater Accra regions.

273. In 2020, Government will continue to distribute:

- 14,000 small ruminants to 1,400 livestock farmers in 35 districts in the Savannah zone;
- 18,000 piglets to 1,800 farmers in 45 districts in the Southern zone;
- 105,000 guinea fowls to 5,250 farmers in 35 districts of the Savannah zone;
- 80,000 cockerels to 4,000 farmers in 14 regions; and
- 182,000 layer pullets to 1,400 women farmers in 14 regions.

274. In addition, Government will procure 70 small scale chicken processing units for medium scale poultry farmers in 35 districts of the Savannah zone as well as restock 11 livestock breeding stations with 5,500 small ruminant breeding stock and a mechanized borehole each for animal watering and irrigation. In 2020, 10 existing regional veterinary laboratories will be refurbished and six initiated in the new regions for efficient diagnosis of animal diseases.

Greenhouse Technology Development Module - Greenhouse Villages

275. Mr. Speaker, Government continues to strengthen agribusinesses in the horticultural sector. Two greenhouse villages with commercial production units and training centres were completed at Dawhenya and Akumadan in the Greater Accra and Ashanti regions respectively. The construction of a third facility at Bawjiase in the Central Region is 70 percent complete.

276. These facilities will increase production of high-value vegetables for local and international markets and help train youth in greenhouse technology. So far, a total of 238 agricultural graduates comprising 168 males and 70 females have received training on greenhouse technology in the facilities. The first batch of 51 graduate youth trained in Israel returned to Ghana in September, 2019 and a second batch

of 71 youth are currently in Israel receiving similar training. The training will equip the youth to start their own greenhouse businesses.

277. In 2020, all three training centres will be operational, training at least 90 youth at each centre with a total of 270 youth in greenhouse production technology.

Mechanization for Food and Jobs Module - Promotion of Mechanization Services

278. Mr. Speaker, under the mechanization for food and jobs module, Government imported a total of 230 tractors with implements, 1000 power tillers, 70 planters, 70 boom & orchard sprayers, 30 cereal combine harvesters, 400 shellers, 100 threshers, 300 irrigation kits, 20 seed cleaners, 20 silo dryers and 100 greenhouses for sale at 40 percent subsidized prices to farmers and service providers across the country. This is to enhance farmers’ timely access to mechanized services to enhance productivity.

279. In 2020, Government will provide additional agricultural machinery and equipment including simple hand-held farm equipment to improve small scale farmers’ access to agricultural mechanization services. Government will also complete the importation of assorted agricultural machinery for the establishment of Agriculture Mechanization Service Centres (AMSECs).

Industrialisation

One District –One Factory Initiative.

280. Mr. Speaker, Government’s Industrial Transformation Agenda is geared towards making industry thrive and become a major source of jobs, especially for the youth, with the active participation of the private sector.

281. The “One District One Factory” initiative (1D1F) which is a key component of this agenda aims to support the private sector to establish at least one medium to large scale factory in each of the 260 districts in the country, to ensure an even spatial distribution of industries and provide job avenues for the teeming youth.

282. Mr. Speaker, in order to attract more private sector investments to drive the 1D1F initiative, Government has focused on providing the following support services to private sector business promoters over the last two years:

- Facilitating access to credit from local banks and external sources;
- Providing interest payment subsidy to reduce the cost of capital and improve competitiveness of business promoters;
- Seeking parliamentary approval for tax and non-tax incentives to be granted to 1D1F businesses; and
- Providing free technical assistance by experienced consultants and sector specialists (Technical Support Group).

283. District Implementation Support Teams (DISTs) were also set up in the districts to ensure effective delivery at the district level.

284. Mr. Speaker, as a result of the intervention by Government, in 2019, this august house approved the following tax incentives to the private sector business promoters:
- A 5-year corporate tax holiday for 1D1F companies;
 - Exemption from import duties, taxes and levies on equipment, machinery, and parts; and
 - Exemptions from payment of duties and levies on raw materials.
285. Mr. Speaker, significant progress has been made towards the achievement of the set target. To date, 181 projects spread over 110 districts across the 16 regions, are at various levels of implementation. Fifty-eight out of the number are in operation, 26 are under construction, while 97 are ready to commence implementation by the end of 2019.
286. As at the end of September, 2019, the 58 1D1F companies in operation had created 10,983 direct and about 43,900 indirect jobs bringing the total to about 54,883.
287. Mr. Speaker, in 2020, Government will focus on identifying and supporting private sector business operators in the remaining 150 districts where no promoter has shown interest.

Infrastructure Development

Railway Development

288. Mr. Speaker, the development of a modern railway system remains a high priority of Government to facilitate the efficient and effective movement of both passengers and cargo. To this end, Government has since 2017 adopted the dual strategy of rehabilitating sections of the old narrow gauge line as well as constructing a new modern standard gauge line.
289. The rehabilitation of the narrow gauge line is being undertaken by the Ghana Railway Company Limited. The works so far cover the Accra-Tema suburban line, which has been operating since January 2019 and the Kojokrom-Tarkwa as well as the Achimota- Nsawam lines. In 2020, work will also commence on the Nsawam-Koforidua line. Government will continue to support the rehabilitation of sections of the narrow gauge.
290. The focus however, Mr. Speaker, has been on constructing a new standard gauge line from South to North, from Tema to Paga. I am happy to report that steady progress is being made in this regard. On 6th of June 2007, the then Ministry of Ports and Harbours, under the Kufuor Administration, signed an Agreement with Dar Al Handasah for Multi-Modal Freight Transport between Tema and Buipe via Akosombo. Mr. Speaker this was also pursued by the previous government and culminated in the signing of a commercial agreement for the Tema-Akosombo rail line in November 2016.

291. Mr. Speaker, the earlier proposed Tema to Akosombo rail line was potentially disastrous for Ghana; it involved a 1.3km tunnel through rock to its final destination. Mr. Speaker at one point the tunnel would have been a mere 60 meters away from the Akosombo Dam. The potential danger to the Dam was pointed out and the line was re-engineered and redesigned in 2018 as the Tema to Mpakadan rail line. Today, we have a Tema to Mpakadan rail line which is approximately 100km long and will cross the Volta River at Senchi to Ogoli, North Tongu and go through the Volta Region to Mpakadan.
292. Mr. Speaker, this is the first time in the history of Ghana that public railway is entering the Volta Region. This is where the line to Burkina Faso will originate. Mr. Speaker from Juapong in the North Tongu District, the Ghana to Burkina Rail Interconnectivity Project will proceed to Hohoe with a branch line to Ho, then through Yendi with a branch line to Sheni and then to Tamale, Bolga, Paga and finally to Ouagadougou. This is a PPP Project and the process for selection of the strategic partner is ongoing.
293. Mr. Speaker, the Governments of Ghana and Burkina Faso are determined to award the project to the strategic partner by the middle of 2020 for the construction of the approximately 700km Juapong to Paga rail line.
294. Mr. Speaker, this is not the only rail route to Paga. There is also the Kumasi to Paga via Tamale route. In 2020, Government will commence the construction of the first phase of the Kumasi-Bechem section of the Kumasi-Paga rail line.
295. Mr. Speaker, Government has reached the final stages of selecting a strategic partner for the development of the Eastern rail line from Tema to Kumasi on a PPP basis. The construction is expected to commence in the first half of 2020.
296. Mr. Speaker, construction of a new standard gauge line has already commenced on the Kojokrom-Manso section of the Takoradi-Kumasi (Western) line. Currently, one of the longest viaducts, (Rail Bridge) in West Africa, some 360 metres long is being constructed in Essiam on the Western Line.
297. Mr. Speaker, feasibility studies are being undertaken on the 564km TransECOWAS rail line from Aflao to Elubo. However, Government has decided to commence the development of the Accra-Cape Coast section of the line. The first phase of this is from Accra to Kasoa and is expected to commence in 2020.

Road Infrastructure (Sinohydro)

298. Mr. Speaker, all over the world infrastructure development has been the bedrock for economic development and an avenue for wealth creation. Over the last three years, Government has focused on road and rail sector development, the development of fish landing sites, expansion of water and sanitation systems, and the delivery of the Infrastructure for Poverty Eradication Programme (IPEP) which seek to promote inclusive development of all parts of the country.

299. Mr. Speaker, the challenges in the road sector are enormous. Despite the euphoria surrounding the alleged achievements in the sector by the previous government, this government inherited poor networks and bad roads across the length and breadth of the country and an accumulation of huge debts.
300. Mr. Speaker, as you may recall, during the 2018 Mid-Year Review, I mentioned to this august house Government’s engagement with Sinohydro Corporation Limited on a barter arrangement, leveraging on proceeds from refined bauxite for various infrastructure projects in Ghana. Subsequently, by a resolution dated 28/07/2018, the Parliament of Ghana approved the Master Project Support Agreement (MPSA) dated 16/05/2018, between Sinohydro Corporation Limited and the Government of Ghana for the construction of selected priority infrastructure projects.
301. Subsequent to the ratification of the MPSA, 10 Engineering Procurement and Construction (EPC) Contracts (commercial agreements) and the Deferred Payment Agreements, that set out the terms and conditions of deferral of payments under the EPC Contract Agreement in respect of Construction/Rehabilitation of Selected Roads and Interchanges in Ghana, under Phase 1 of the Sinohydro MPSA, totaling US\$646 million, were submitted and approved by Parliament in December 2018.
302. Mr Speaker, I am delighted to announce that we have received communication from Sinohydro that they have achieved financial closure for the first phase of projects under the Sinohydro MPSA, with Sinosure issuing insurance cover for the initial four lots (Tamale Interchange, Prestea and Cape Coast inner city roads, Selected Feeder roads in the Ashanti and Western Regions and the Hohoe-Jasikan-Dodo Pepesu road). While there has been a significant amount of work done on the Tamale Interchange, the sod cutting for Prestea and Cape Coast inner city roads, Selected Feeder roads in the Ashanti and Western Regions and the Hohoe-Jasikan-Dodo Pepesu road will be done by end of November for work to commence in earnest.
303. Evaluation of the remaining six lots is almost completed and work is expected to commence in the first quarter of 2020.

Table 17: List of Phase 1 Projects (Sinohydro)

Lot No	Description	Unit	Scope
1	Tamale Interchange Project	No.	1
2	Western Region and Cape Coast Inner City	km	32.19
3	Upgrading of Selected Feeder Roads in Ashanti	km	68
4	Construction of Hohoe -Jasikan–Dodo-Pepesu	km	66.4
5	Accra Inner City Roads	km	84
6	Rehabilitation of New Abirem-Ofoasekuma-Akim Oda Road	km	38
7	PTC Interchange Project, Takoradi	No.	1
8	Adenta- Dodowa Dual Carriageway	km	14
9	Sunyani Inner City Roads	km	39
10	Kumasi Inner City Roads	km	100
TOTAL			442

Source: MoF

304. Mr. Speaker, we will soon be bringing the projects under Phase 2, which is made up of roads, bridges, interchanges, district hospitals and infrastructural support to industry, rural electrification, sanitation, and the judiciary, to this august house for approval.

Infrastructure for Poverty Eradication Programme (IPEP)

305. Mr. Speaker, under the Infrastructure for Poverty Eradication Programme (IPEP), a number of rural infrastructure projects are being implemented through the three Development Authorities which were established to facilitate the delivery of the projects. The projects include:
- Provision of 50No. 1,000 metric tonnes prefabricated grain warehouses to support government’s agriculture modernization programme;
 - 560 “One Village One Dam” projects;
 - Construction of 25 rural markets;
 - Construction of 1,000 WC toilets; and
 - 1,000 mechanized boreholes across all constituencies in the country.
306. Mr. Speaker, 35 out of the 50No. prefabricated grain warehouses will be completed and handed over to Ghana Buffer Stock Company for management and operation by the end of the year. Ten of the warehouses are located within the Northern Belt, 15 within the Middle Belt and 10 in the Coastal Belt Development Zones. Some of the beneficiary communities include Ejura, Atebubu, Tamale, Sandema, Bawku, Pusiga, Yendi, Twifo Praso, Dunkwa, Diaso, Sefwi Bekwai, Essam, Juaboso among others.

307. Mr. Speaker, a total of 200 out of the 560 small earth dams mainly in the six northern regions were completed and are in use by beneficiary communities such as Tampizua and Magnori in the Bawku Central Constituency; Denugu and Napari in the Garu Constituency; Murugu and Sor in the Damango Constituency; Bunbuna and Jimbale in the Yonyoo Constituency; Puzeina and Gwollu in the Sisilla West Constituency and Nyeko and Chamkpeo in the Nanton Constituency. It is expected that a further 100 dams will be completed by December 2019 and the remaining 260 by June 2020.
308. Mr. Speaker, currently 25 rural markets being constructed in some selected constituencies across the country are at various stages of completion. Two of these have been completed. Works have also started on the 1st phase of the redevelopment of Mankesim Market Complex and Dome Market. Both projects are expected to be completed by June 2020.
309. Mr. Speaker, in keeping with Government’s commitment to improve access to sanitation and potable water and contribute towards the achievement of Sustainable Development Goal 6 – “Ensure availability and sustainable management of water and sanitation for all”, Government commenced construction of 1,000 WC toilets and 1,000 mechanized boreholes across all constituencies in the country.
310. About 500 of the toilet facilities were completed and are expected to be handed over to the beneficiary communities by the end of December, 2019. Out of this number, 150 are located in the Northern Development Zone in communities and institutions such as Yekpee Market, Eremon Secondary Technical School, Dowine Market all in the Lawra Constituency as well as KO Polyclinic and Nandom Naa’s Area in the Nandom Constituency.
311. 200 of these toilets were completed in the Middle Belt Development Zone and are located in communities/institutions like Osei Djan School in Nsawam Adoagyiri Constituency, Dawu in the Okere Constituency, Tweneboah Kodua SHS in the Kumawu Constituency, Bohyen Abease in the Bantama Constituency, Akrokerri in the Fomena Constituency and Fumso in the Adansi Asokwa Constituency.
312. Mr. Speaker, 150 of these toilet facilities are in the Coastal Development Zone. Some of the communities and institutions in which they are located include Landing Beach and Coco Beach in the Krowor Constituency, Klagon Ayigbe Kope in Tema West Constituency, Otinibi in the Madina Constituency, Bibiani SHS and College of Health Sciences in the Bibiani Constituency among others.
313. Mr. Speaker, with regard to the provision of boreholes to the constituencies, 112 out of 380 earmarked for the Coastal Development Zone were completed and 200 additional units expected to be completed by December 2019. Beneficiary communities and institutions include the following; Efutu, Ankaful, Nkanfoa, Amamoma in the Cape Coast North Constituency, Adisadel College, Ola Girls and

Ghana National College in the Cape Coast South Constituency, Dominase, Dampoase in the Gomoa East Constituency, Newtown, Nglesi, Assin Darmang in the Assin Central Constituency, Mbem, Frami, Ampenkro, Abrafo in the Lower Heman Denkyira Constituency.

314. Mr. Speaker, about 200 out of 330 of the Community Mechanised Water Systems were completed in the Middle Belt Development Zone. Beneficiary communities and institutions include Eshiem, in the Asene Manso Akroso Constituency; Pokukrom in the Ahafo-Ano South East Constituency; Bonkwaso in the Ahafo Ano South West Constituency; Yamfo in the Tano North Constituency; Pienyina in the Nkoranza North Constituency; Nyamebekyere, Kutre and Namasua in the Berekum East Constituency; Asantekrom, Adinkrakrom and Febi in the Jaman North Constituency; and Wamfie Bronikrom and Wamanafo in the Dormaa East Constituency among others.
315. Mr. Speaker, 283 Community Mechanised Water Systems are under construction in the Northern Development Zone. 105 of them are complete and it is projected that by end December, 2019, a total of 200 will be handed over to the beneficiary communities. Some of the completed projects are located in the following communities: Tidando, DC Kura, and Warvi all in the Mion Constituency; and Kulikpeni, Adiboo in the Tatale Sanguli Constituency.
316. Mr. Speaker, to support the achievement of Sustainable Development Goal 3; “Ensure healthy lives and promote wellbeing for all at all ages”, 26 Community Clinics are being constructed and equipped in some selected constituencies.
317. In addition, 307 ambulances were procured for distribution to the 275 constituencies across the country. The remaining 32 will be distributed to all the regional and teaching hospitals and other relevant organizations like NADMO.
318. Mr. Speaker, to accelerate the delivery of basic infrastructure needs of each constituency, close to 800 contracts were awarded for the provision of varying infrastructure projects such as culverts, small bridges, community centres, police posts, classroom blocks, markets, durbar grounds among others. About 200 of these projects were completed and handed over to the beneficiary communities and institutions for use.
319. Government through the Nation Builders Corps (NABCO) is undertaking a National Property Address Tagging Project. As part of this project, 5,000 tablets were procured for NABCO to undertake data capturing of all properties across the country. It is expected that about five million properties will be tagged by the close of the year at no cost to the property owners.
320. Mr. Speaker, to ensure sustainability of IPEP projects, key stakeholders such as Community Water and Sanitation Agency (CWSA), Ministry of Health and Ghana Health Service, National Ambulance Service, Ministry of Local Government and

Rural Development, Ministry of Sanitation and Water Resources, Ghana Buffer Stock Company, World Food Programme among others developed a draft Management, Operation and Maintenance Manual (MOMM) for all IPEP projects across the country. This manual will assist beneficiary institutions and communities to effectively manage and operate IPEP projects to ensure their sustainability.

321. Mr. Speaker, in 2020 Government will continue to provide and maintain basic infrastructure such as drains, culverts, feeder roads, classroom blocks, school furniture, CHPS compounds, markets, boreholes, toilet facilities among others as parts of efforts to bridge the infrastructure gap at the community level. These basic infrastructural facilities will help to improve the lives of the rural and peri-urban population.
322. Mr. Speaker, Government has made adequate budgetary allocation to begin construction of a dam to hold spillage from the Bagre Dam. This project when completed will permanently end the annual flooding in the northern part of Ghana as a result of spillage of Bagre dam in Burkina Faso.

Fish Landing Sites

323. Mr. Speaker, to ensure safe launching and landing of artisanal fishing and creating and maintaining hygienic environments with potential job opportunities within the fishing communities, construction of 11 coastal fish landing sites have commenced.
324. Sod cutting ceremonies were performed by His Excellency the President at Axim, Moree and Jamestown for the commencement of the construction of the coastal fish landing sites. As part of preparation towards the construction, stakeholder sensitization events were carried out in the following beneficiary communities: Axim, Dixcove, Mumford, Senya Beraku, Gomoa Fetteh and Teshie.
325. Mr. Speaker, on five out of the 11 sites namely, Axim, Dixcove, Fete, Senya Beraku and Jamestown, access roads have been constructed; topographic and bathymetric surveys were completed; site clearance was completed and camp sites and offices were established. Additionally, excavation works have started in Axim and Dixcove.

Water and Sanitation

326. Mr. Speaker, as part of its efforts to achieve the “Water for All” agenda, Government initiated the construction of 654 boreholes to provide water to about 220,000 people. As at September 2019, 283 boreholes had been completed, while the remaining were at various stages of completion.
327. Mr. Speaker, the Government launched a Street Litter Bin Campaign and deployed 4,100 (240-Litre capacity) bins. To aid the proper disposal of litter (waste) along the principal streets in selected MMDAs within the Greater Accra, Ashanti, Western, Central, Oti and Volta Regions. To advance the campaign, the Greater

- Accra Sustainable Sanitation and Livelihood Improvement Project (GASSLIP) procured 5,100 (120 litre) litter bins to aid proper disposal of solid waste in the project beneficiary areas. In 2020, 16,000 Litter Bins will be procured to further advance the Street Litter Bin campaign throughout the country.
328. The Ministry under the Sustainable Rural Water and Sanitation Project, 12,972 household toilets were constructed and 351 out of 685 targeted communities attained Open Defecation Free (ODF) status. Additionally, 165 communities are ready to be certified as ODF.
329. Mr. Speaker, the Ministry constructed 26,000 household toilets benefitting about 180,000 low income households in the Greater Accra Metropolitan Area under the GAMA Sanitation and Water project. In addition, 406 beneficiary schools were provided with sanitation facilities to benefit 200,000 school children. Construction of 5,000 household toilets in deprived communities within the Greater Accra Metropolitan Area will continue.
330. Mr. Speaker, the Government, as part of efforts to address sanitation challenges within institutions across the county, also initiated the construction of 35 institutional toilets for selected second cycle schools, post-secondary and other institutions. The construction is currently at various stages of completion. Beneficiary institutions include; Tamale School of Hygiene, Pentecost Senior High School at Koforidua, Gomoa Senior Technical High School, Gyeman Senior High School, Kpandai Senior High School, Walewale Senior High School, Tolon Senior High School, Benso Senior High School, St. John Bosco College of Education, Navrongo Senior High School, Hilla Limman Senior High School, Sunyani Senior High School, Koforidua Technical Institute, Koforidua Regional Hospital.
331. In 2020, the Ministry will initiate the construction of a modernized Faecal Sludge Treatment Plant at Ashiaman and Bankuman Sewerage Network under the GAMA Sanitation and Water Project.
332. Mr. Speaker, the Ministry will continue to undertake the re-engineering of landfill sites at Kpone and Oti. The construction of a transfer station and additional landfill cells to improve solid waste collection and disposal, and construction of Septage and Sewer Lines under the GASSLIP will be initiated. Preparatory activities are currently underway to remediate and encapsulate existing poorly managed landfill facilities with investors to enable the construction of more sustainable state-of-the-art waste treatment facilities.
333. Mr. Speaker, the Ministry under the Greater Accra Resilient and Integrated Development (GARID) Project will construct an Integrated Material Recovery Facility and Solid Waste Treatment Facility to enhance solid waste disposal within the Greater Accra Region.

334. Mr. Speaker, in 2020, Government will continue with the construction of the 621 hand pump and 33 mechanized boreholes across the country.

Zongo Development Fund

335. In pursuit of Government’s resolve to improve the quality of life in Zongos and Inner Cities, the Zongo Development Fund was established. In 2018, the Zongo Development Fund Act 2017, (Act 964) received Presidential Assent and the draft Regulations was prepared and submitted to Parliament for consideration and approval.
336. Government, is constructing a number of Astro Turfs and Green Parks. The facility in Fadama, Accra will be named “Shaykh Sharubutu Sports Complex” in honor of National Chief Imam. The Aboabo Highlanders Park is also being developed into an Astro Turf facility and it is 60 percent complete while Fadama is 90 percent complete. The Oda Zongo Green Park will also be converted into an Astro Turf.
337. Government also commenced the upgrading of the three Astro Turfs in Walewale, Kyebi and Madina. The upgrade is aimed at increasing the seating capacity of the turfs and provide critical infrastructure required to increase the scope of their use for sporting activities and social events.
338. Mr. Speaker, construction of 52 in-house toilet facilities at Ga Mashie in partnership with the Ga Mashie Development Agency was completed and is being used by the beneficiary households. Similarly, work commenced on phase II of the Inner-Cities-In-House Toilets Project for the provision of 200 in-house toilets in 30 inner-city communities of Accra. About 5,000 people are expected to benefit from this project.
339. Mr. Speaker, to improve businesses and increase household incomes within the Zongo communities, government trained and extended credit to 500 women under the “Zongo Cuisine Promotion Programme”. In addition, to empower the youth to take advantage of technological advancement and to be productive members, contributing to the development of their communities, 250 young men and women were trained in various ICT and software development programmes.
340. In 2020, the Zongo Development Fund (ZoDF) under the guidance and supervision of the Ministry of Inner-City and Zongo Development, will improve physical conditions in Zongo communities by providing basic community infrastructure such as access roads, alley ways, drains, bailey bridges, recreational parks, household and institutional toilets as well as waste water management systems.
341. The Government will also continue with interventions aimed at enhancing the earning capacity of people in Inner-City communities by providing about two thousand (2000) youth with assorted vocational skills training as well entrepreneurship and business development training in collaboration with the Ministry of Business Development and other local partners.

342. Mr. Speaker, the Government will further continue its human development interventions in education by providing bursaries for determined and brilliant but needy students and establishing alternative education centres for older persons with the desire to acquire basic literacy and numeracy skills.

Private Sector and Entrepreneurship Development

National Entrepreneurship Innovation Programme (NEIP)

343. Mr. speaker, the National Entrepreneurship Innovation Programme (NEIP) was set p by His Excellency President Nana Addo Dankwa Akufo-Addo, as part of the special initiatives to fast track the development of Ghana’s entrepreneurial culture and provide additional avenues to Self-employment opportunities for Ghanaian youth and support to MSME’s.
344. Mr. Speaker, in this direction, 12,000 start-ups and small businesses received training to build their capacity to enable them to compete locally and globally under the Presidential Business Support Programme. Out of these 12,000 trained young entrepreneurs, 3,000 of them were provided funding to expand their businesses in order to create jobs. About 30,500 jobs are expected to be created under this year’s Presidential Business Support Programme. In 2020, 4,000 businesses will be supported.
345. Mr. Speaker, under the “Presidential Pitch”, 20 out of 800 applications received were selected and given financial support to develop their entrepreneurial ideas into businesses. In 2020, Government will support another set of innovative businesses and startups with enhanced financial support.
346. Mr. Speaker, another initiative of Government is the Presidential Empowerment for Women Entrepreneurs with Disability (PEWED) under which women entrepreneurs with disability are provided with funding to scale-up their businesses. This is in line with the President’s commitment to achieve inclusive growth. In 2020, a total of 1000 women entrepreneurs with disability will receive training and funding to scale-up their businesses.
347. Mr. Speaker, the Student Entrepreneurship Initiative was launched at the University of Ghana Business School and Second Cycle institutions to deepen the entrepreneurship culture among students. Consequently, 30,000 University and Senior High students are participating in entrepreneurship clubs in various schools across the country.
348. Mr. Speaker, Government launched the Campus Business Pitch Programme aimed at building the entrepreneurship culture among students with the intention of catching them young to contribute meaningfully to the Ghana Beyond Aid Agenda.
349. Mr. Speaker, under the Green Business Initiative, 75 Greenhouses (Domes) were completed for vegetable cultivation at Dawhenya in the Greater Accra Region.

1,500 young graduates were engaged at the Greenhouse to revolutionise vegetable cultivation in the country.

350. In 2020, the Ministry will build 50 additional domes and engage 2,000 young graduates in green house technology. In addition, the Community Business Initiative will be rolled out to benefit over 40,000 interns.

Micro Finance and Small Loans Centre (MASLOC)

351. Mr. Speaker, in order to promote small businesses and start-ups in the informal sector the Microfinance and Small Loans Centre (MASLOC) disbursed loans amounting to GH¢70,000,000 to 60,000 beneficiaries from January, 2017 to date.
352. We are pleased to announce Mr. Speaker, that in line with H.E. the President’s pronouncement on empowering women in the SME sector, 70 percent of these loans were disbursed to women.
353. In addition, there was an allocation of 336 vehicles out of which 82 were given to GPRTU and the rest to private companies and individuals. 1,615 open bucket tricycles popularly known as “Aboboyaa” were allocated to the various regions for onward distribution to clients which will directly create jobs.
354. The loan recovery rate of MASLOC has improved from as low as 22 percent in 2016 to 55 percent over the period January-August, 2019. This significant improvement in loan recovery can be attributed to the introduction of an integrated accounting software and the deployment of 519 NABCO personnel assisting with the district and regional recoveries from beneficiaries.

Social Intervention Policies

School Feeding Programme

355. Mr. Speaker, in 2008 the NPP government rolled out the Ghana School Feeding Programme (GSFP). This was borne out of Government’s conviction that providing at least one meal to deprived school children would improve the capacity of children to concentrate in class and ultimately improve enrolment and retention in our public schools.
356. In 2017 when the NPP government assumed office, even though the number enrolled on the programme had increased to 1,544,685, the programme had encountered some challenges including poor nutrition and quality standards. Over the last three years Government has undertaken measures to improve nutritional quality and hygiene standards in the preparation of meals for school children. One of the key measures is the introduction of an intensive training programme that includes practical training in the use of alternative sources of protein and local food stuff on the menu.
357. From 2017 to date, we have further expanded the coverage to benefit over 2.8 million school children from the 1.5 million that were covered under the previous

administration. Mr. Speaker, the GSFP fed 2,663,134 pupils in 8,683 beneficiary primary and KG schools with one hot nutritious meal every school day of the 2018/2019 academic year. In the 2019/2020 academic year the number of children covered under the programme is 2,848,580. Mr. Speaker, the increasing numbers underscore Government’s commitment to expanding the programme to cover even more schools.

358. Mr. Speaker, 6,996 caterers and cooks in six regions out of the 17,726 school feeding caterers and cooks in all 16 regions have been trained in health and nutrition, food safety and menu development using the school meal planner software. The training will continue in the remaining 10 regions in 2020.
359. Mr. Speaker, to ensure the effective management of the programme, government will also undertake the following in 2020:
- Operationalize the agricultural module of the School Feeding to link farmers and school feeding programme.
 - Review and update the School Feeding Operations Manual.
 - Develop an electronic pay slip for Ghana School Feeding Programme
 - Inaugurate the District level structures to enhance quality of service delivery in the Ghana School Feeding Programme.
 - Engage stakeholders at the district level on their expectations for the Ghana School Feeding Programme.
 - Pilot the National Cocoa Drinks project in public primary schools and kindergarten to benefit 1 million pupils.

Livelihood Empowerment Against Poverty (LEAP)

360. Mr. Speaker, the LEAP Programme was established in March, 2008 to provide basic and secure incomes for the most vulnerable households by the first NPP administration. It covered payments to 1, 645 households in 21 pilot districts. This has since expanded to cover 1,444,518 individuals in 332,200 households in all 260 districts across the country representing a 55 percent increase over the 2017 figures.
361. To improve beneficiary access to the grants by reducing the distance they cover to receive the grant, government setup additional pay points in 3,111 new LEAP communities in all the 260 districts across the country.
362. In 2020, government will start the implementation of the re-certification strategy for exiting LEAP beneficiaries from the programme onto other productive and financial inclusion programmes.
363. A productive and financial inclusion component of the Ghana Productive Safety Net Project known as the Complimentary Livelihood Asset Support Scheme (CLASS) was developed to provide sustainable income earning opportunities for beneficiaries of social protection interventions. The implementation will commence

in 2020 and will facilitate the graduation of cash transfer beneficiaries from the LEAP.

364. An Electronic Reporting Module was developed and is being piloted in 30 Districts across the country. In addition, electronic protocols for the reconciliation of LEAP payment data and the management of funds by Ghana Interbank Payment and Settlement System, GHIPSS, was developed to enhance the generation of LEAP beneficiary payroll.
365. In order to effectively address the health needs of beneficiaries, enrolment of at least 60,000 households (around 258,000 individuals) onto the National Health Insurance Scheme (NHIS) is expected to be complete by 31st December 2019. In 2020, the programme plans to enrol an additional 100,000 households (more than 430,000 individuals).

Other Initiatives

Digitizing the Economy

366. Mr. Speaker, this government inherited a very large informal economy which impedes effective planning particularly in relation to revenue generation for sustainable growth and development. In addition, there is limited reliable data on economic activities and cumbersome manual processes remain a challenge to public service delivery thereby affecting productivity.
367. Government under the able leadership of His Excellency Nana Addo Dankwa Akufo-Addo is therefore formalising the Ghanaian society by leveraging on technology and digitisation of the economy to improve administrative systems and increase transparency.
368. Mr. Speaker, government’s digitisation agenda involves the following:
- The National ID Cards roll out, which forms the basis for an integrated database with Tax Identification Numbers, Social Security, Drivers’ Licences, Passports etc.
 - Digitisation of the Registrar General’s Department’s processes to enhance business registration, paperless port system to facilitate quick import and export as well as improving court administration through the digitisation of court records and processes.
 - Digital Property Addressing system to provide every location with a unique property address. This process of tagging all homes with digital addresses is on-going and soaring to catch up in all corners of the country. Government believes work will be completed by the first quarter of next year.
 - Mobile money payment interoperability has been implemented and government can boast of full interoperability of mobile wallets across various telecommunication networks as well as between mobile wallets and bank accounts.
 - The Deployment of the largest medical drone delivery service in Africa through “Fly-To-Save-A-Life” Project to provide rapid response to medical

- emergencies, especially in hard to reach areas, through the flying of unmanned drones to supply 12 routine and emergency services as well as 148 lifesaving medical products selected by the Ministry of Health.
- Digital drivers’ license and digital vehicle registration process have been implemented and this has eliminated the intermediaries or middlemen and corruption at the Driver and Vehicle Licensing Authority.

National Identification Authority

369. Mr. Speaker, the National Mass Registration Exercise being undertaken by the National Identification Authority commenced with the Greater Accra Region between April and July 2019. Subsequently Volta, Oti, Northern, North East and Savannah regions have been completed. Coverage of the remaining 10 regions is expected to be completed by end of February, 2020.
370. Mr. Speaker, in the six regions covered, a total of 3,692,608 citizens were enrolled onto the National Identification System. The registration of legally resident foreign nationals is also ongoing and a total of 13,575 identity cards were issued to foreign nationals under the Foreigners Identification Management System.
371. Mr. Speaker, NIA continues to provide identity verification services to banks and public institutions. Memoranda of Understanding were signed between the National Identification Authority, National Health Insurance Authority, Social Security and National Insurance Trust, GIFEC and the Bank of Ghana to promote harmonized data exchange.
372. NIA is also engaging with the following institutions; Births and Deaths Registry, Driver and Vehicle Licensing Authority, Ghana Immigration Service, National Information Technology Agency, National Communication Authority, National Development Planning Commission, National Population Council, Ghana Statistical Service, the Ministry of Finance, and the Ministry of Foreign Affairs and Regional Integration on data sharing and the harmonization system.
373. Mr. Speaker, NIA will upscale from mass to continuous registration operations to cover all sixteen (16) regions. Registration of Citizens Abroad will be pursued with the Ministry of Foreign Affairs and Regional Integration (MoFARI) and other related agencies to cover about 54 Ghana Foreign Missions and Embassies abroad from the end of first quarter of 2020.
374. Mr. Speaker, the implementation of the above registration activities from 2020 will enable all citizens acquire the “Ghana Card” for free on first issuance towards giving effect to Government Policy empowering the Authority to enforce the law as stipulated in National Identification Acts 707 (2006), 750 (2008), L. I. 2111 (2012); which all require the “Ghana Card” as the sole identity card for identification purposes.

Regional Reorganisation

375. Mr. Speaker, on 8th February, 2019, pursuant to Article 5(8) of the 1992 Constitution, His Excellency, the President issued Constitutional Instruments (CIs) giving effect to the results of the referendum for the creation of new regions.
376. Mr. Speaker, government commenced works on office and residential accommodation for the decentralised departments and agencies such as Ghana Health Service (GH¢), Ghana Education Service (GES), Department of Agriculture (DoA), Department of Feeder Roads (DFR), in the new regions. These include the construction of:
- 6No. 3-Storey Regional Coordinating Council Administration Blocks in the regional capitals;
 - 18No. Senior Staff Bungalows in the regional capitals;
 - 24No. 2--Storey Administration Blocks for Decentralised Departments in selected municipalities or districts in the new regions; and
 - 48No. residential accommodation for Regional Directors of Decentralised Departments (i.e. GH¢, GES, DoA and DFR) and their deputies.
377. In 2020, Mr. Speaker, as part of efforts to ensure effective performance of the new regions, the government will facilitate the construction of the following additional projects;
- 12No. Admin. Blocks for Decentralised Departments;
 - 6No. 4-Storey 16Unit 3-Bedroom Senior Staff Flats in the Regional Capitals;
 - 12No. 4-Storey 16-Unit 2-Bedroom Junior Staff Flats in the Regional Capitals;
 - 6No. 4-Storey 12-Unit 3-BedRoom Senior Staff Flats of Decentralised Departments in selected municipalities and districts;
 - 24No. 4-Storey 16-Unit 2-BedRoom Junior Staff Flats of Decentralised Departments in Selected Municipalities and Districts;
 - 6No. Regional Ministers Residencies in the New Regions;
 - 6No. Deputy Regional Ministers Residencies in the New Regions;
 - 6No. Regional Hospitals; and
 - 6No. administration blocks and 12No. Duty Post Bungalows for Regional Police Command.

Social Partnership

378. Mr. Speaker, Government has entered into a Social Partnership with Organised Labour and Employers with a view to fostering a common agenda for national development. A Social Partnership Council was successfully inaugurated by H. E. the President to provide oversight for the Social Partnership. This partnership provides a platform for reaching national consensus on transformation and development issues and advising government on same as well as deliberating and making inputs on national development policy discourse, including the National Budget.
379. Mr. Speaker, consistent with Section 21(a) of the PFM Act, and as part of our resolve to engage key stakeholders on the national budget, the Ministry of Finance

successfully engaged the Social Partnership Council to solicit their inputs into the budget. Very useful inputs were received from the Council.

380. Mr Speaker, Government will deepen engagement with the Social Partnership Council and other social partners including Faith-Based Organizations in its drive to sustain macroeconomic stability, transform the economy, provide equal opportunities to all and create jobs to improve the livelihood of the people.

Government-FBO Collaboration

381. Mr. Speaker, Faith-Based Organisations (FBOs) are key partners of government in national development. They significantly influence areas including education, health, social justice and the preservation of morality and ethics. With access to nationwide networks and a proven track record, FBOs are well positioned to inform policy development and expedite the delivery of social infrastructure and services. Successful discussions were held with the community of faith towards a comprehensive social partnership framework to realise holistic governance and carve out a values-based national identity.
382. The collaboration will uphold foundational laws and address mutual concerns – including attitudinal change; tackling corruption; social protection for the vulnerable; civic education; tax sensitisation; resource management and skills development; entrepreneurship and creativity; and a national dialogue on values and ethics.
383. A Memorandum of Understanding (MoU) has been prepared to this effect with inputs from FBOs, and the Collaboration is set to be launched before the end of the year.

National Cathedral of Ghana

384. Mr. Speaker, the interdenominational National Cathedral that will be located in the heart of the capital, stands to help unify the Christian community as a place of worship and promote the national conversation on the role of faith in building Ghana. With the participation of various churches in the administration of the Cathedral, collective ownership of the project by the churches is envisioned.
385. The Board of Trustees and the Secretariat have been established, and preparatory works for the construction of the Cathedral have begun. Procurement processes to select a contractor are expected to conclude by the end of the year and construction is expected to begin in March, 2020.

SECTION FOUR: MEDIUM TERM OBJECTIVES AND TARGETS

Government’s Medium-Term Vision And Objectives

386. Mr Speaker, the building blocks of a vibrant and innovative economy include the following: strong macroeconomic fundamentals; sustained investments in productive infrastructure; development of a competitive world-class human capital base; an efficient well-capitalised financial sector; a competitive business environment anchored on scientific and technological innovation; and a robust social protection system that guarantees an acceptable standard of living for all.
387. Mr. Speaker, a vibrant economy provides our people with the opportunities to realise their God-given potential. This is in line with the President’s vision as articulated in his *Coordinated Programme of Economic and Social Development Programmes* to create “*an optimistic, self-confident and prosperous nation, through the creative exploitation of our human and natural resources, and operating within a democratic, open and fair society, in which mutual trust and economic opportunities exist for all*”.
388. The vision has four main development goals, namely:
- Creating opportunities for all Ghanaians;
 - Safeguarding the natural environment and ensuring a resilient, built environment;
 - Maintaining a stable, united and safe society; and
 - Building a prosperous society.
389. Mr. Speaker, to achieve the vision and the four main development goals, the medium-term priority policies, programmes and projects are anchored on five thematic areas and five strategic pillars. The thematic areas are:
- Economic Development;
 - Social Development;
 - Environment, Infrastructure, and Human Settlements;
 - Governance, Corruption and Public Accountability; and
 - Strengthening Ghana’s role in International Affairs.
390. Mr. Speaker, the five strategic pillars are:
- Restoring the economy;
 - Transforming agriculture and industry;
 - Strengthening social protection and inclusion;
 - Revamping economic and social infrastructure; and
 - Reforming public service delivery institutions.
391. Mr. Speaker, the medium-term programmes and plans for the country are anchored on the following:

- the President’s Coordinated Programme of Economic and Social Development Programmes (2017 -2024);
 - the Medium-Term National Development Policy Framework for 2018-2021— Agenda for Jobs: Creating Prosperity and Opportunities for All;
 - the UN Sustainable Development Goals (Agenda 2030);
 - the African Union Agenda 2063;
 - the Public Financial Management Act, 2016 (Act 921) and its companion Regulations; and
 - the Fiscal Responsibility Act, 2018 (Act 982)
392. Mr. Speaker, the medium-term vision in the President’s Coordinated Programme and the programmes in the Medium-Term National Development Policy Framework are consistent with the President’s long-term vision of Ghana Beyond Aid; a vision of using Ghana’s resources more efficiently to build a Wealthy, Inclusive, Sustainable, Empowered and Resilient (W.I.S.E.R) Ghana within a generation. To achieve this, an accelerated economic transformation is required through:
- Increased private sector inward investments in key sectors of the economy, including manufacturing, agriculture, and Information Communication Technology (ICT), and leveraging on the Africa Continental Free Trade Agreement (AfCFTA);
 - Industrial Development, including establishment of vehicle assembly plants and the development of integrated bauxite, iron and steel industries. The role of GIADEC will be key in this respect;
 - Diversified productivity and high-value services;
 - Leveraging our strategic advantages to position Ghana as a gateway to business in West Africa and Africa;
 - Positioning Ghana as a hub for manufacturing, education, financial services, transportation and logistics, and Aviation, among others;
 - Infrastructural Development, including Roads and Railways. The Role of GIIF and the Sinohydro project will be key in this drive;
 - Establishment of a National Development Bank; and
 - Digitization of the Economy (National ID, Digital Address System, Payment Systems Interoperability, E-Gov Projects).
393. The broad macroeconomic objectives to support our vision and “Development Goals” are to:
- Ensure irreversibility and sustainability of macroeconomic stability through building enough buffers to withstand both domestic and external headwinds;
 - Pursue socio-economic transformation that results in a modernized, competitive, and resilient economy to promote inclusive and sustainable growth;
 - Provide supportive private sector environment (including promoting entrepreneurship) for domestic businesses and for FDI to thrive;
 - Build a robust financial sector to support growth and development; and

- Deepen structural reforms to make the machinery of Government work more efficiently and effectively to support socio-economic transformation.
394. The strategies underpinning the Growth Agenda include:
- Transforming our economy fully from the export of raw materials and primary resources to that of value addition, productivity and industrialization;
 - Building an economy based on investment and moving away from taxation and debt, while creating the best and most attractive place to invest and do business in Africa;
 - Establishing an economic paradigm of irreversibility and sustainability of shared growth and sustainable development; and
 - Establishing the “Grow in Ghana, Grow with Ghana” motivation on the back of a Ghana Beyond Aid.

2020 and Medium Term Macro-Fiscal Targets

2020 and Medium-Term Overall Macroeconomic Targets

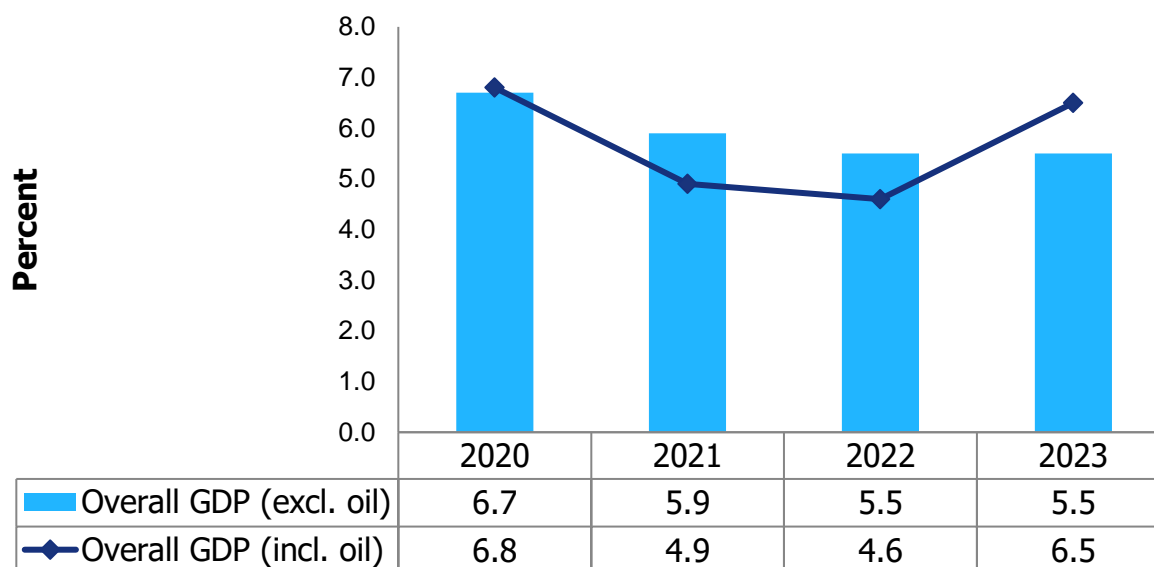
395. Mr. Speaker, guided by the medium-term policy objectives, the following macroeconomic targets are set for the (2020-2023) medium-term:
- Overall Real GDP growth to average 5.7 percent for the period;
 - Non-Oil Real GDP to grow at an average of 5.9 percent for the period;
 - Inflation to be within the target band of 8 ± 2 percent;
 - Overall fiscal deficit to remain within the Fiscal Responsibility Act Threshold of not more than 5 percent of GDP;
 - The primary balance to be in a surplus; and
 - Gross International Reserves to cover at least 3.5 months of imports of goods and services.
396. Mr. Speaker, based on the overall macroeconomic objective and the medium term targets, specific macroeconomic targets for the 2020 fiscal year are as follows:
- Overall Real GDP growth of 6.8 percent;
 - Non-Oil Real GDP growth of 6.7 percent;
 - End-period inflation of 8.0 percent;
 - Fiscal deficit of 4.7 percent of GDP;
 - Primary surplus of 0.7 percent of GDP; and
 - Gross International Reserves to cover not less than 3.5 months of imports of goods and services.

Real Sector Outlook

397. Mr. Speaker, real GDP is expected to record an average growth rate of 5.7 percent over the medium term, with GDP growth projected at 6.8 percent, 4.9 percent, 4.6 percent and 6.5 percent in 2020, 2021, 2022 and 2023 respectively.
398. Mr. Speaker, excluding Oil & Gas, Real GDP (Non-Oil GDP), is projected to grow at an average rate of 5.9 percent over the medium term, growing by 6.7 percent,

5.9 percent, 5.5 percent, and 5.5 percent in 2020, 2021, 2022 and 2023, respectively as shown in Figure 9.

Figure 9: **Overall Oil and Non-Oil Real GDP Growth, 2020-2023 (percent)**



Source: MoF

Agriculture

399. Mr. Speaker, the Agriculture Sector is projected to grow at an average rate of 5.4 percent over the medium-term. This is informed by forecasted growth rates of 5.1 percent, 5.8 percent, 5.3 percent, and 5.3 percent in 2020, 2021, 2022 and 2023, respectively. The sector’s medium-term performance is expected to be driven by the crops sub-sector, as a result of productivity gains in areas targeted under the Planting for Food and Jobs programme, among others.

Industry

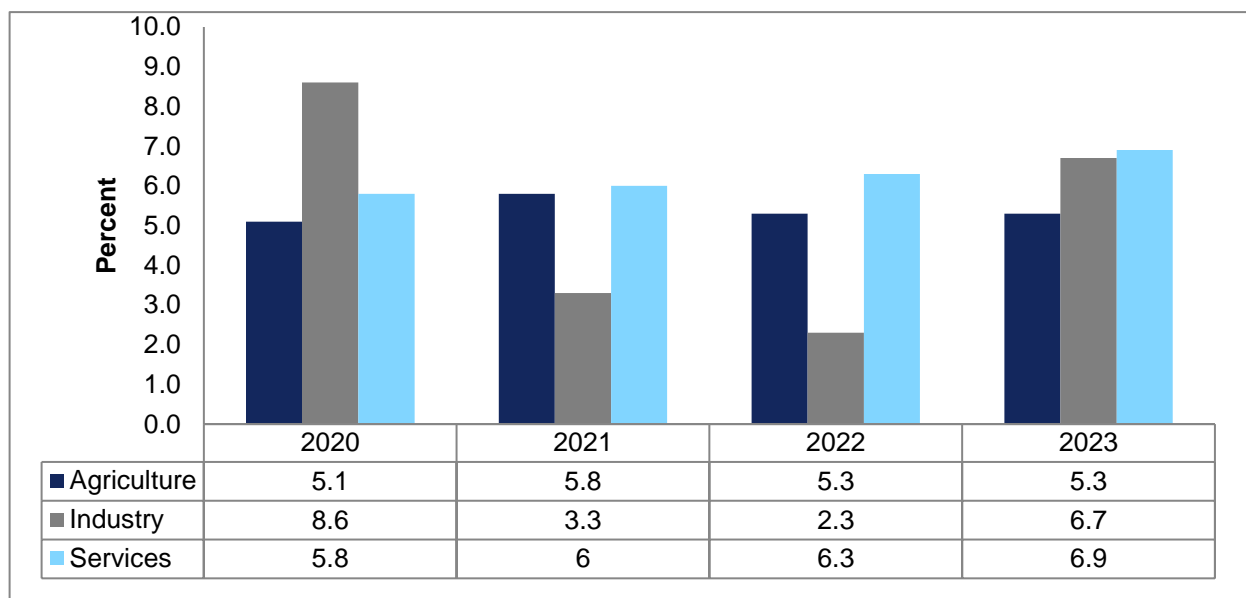
400. Mr. Speaker, the Industry Sector is expected to grow at an average of 5.2 percent over the medium-term, with growth rates of 8.6 percent in 2020, 3.3 percent in 2021, 2.3 percent in 2022, and 6.7 percent in 2023, respectively.

401. Mr. Speaker, Mining and Quarrying is expected to record a slowdown in growth from 13.1 percent in 2019 to 10.1 percent in 2020, and further to 1.2 percent in 2021 as a result of an expected sharp decline in crude oil production from existing fields. The decline is forecasted to continue into 2022. However, growth in the sector is projected to recover strongly in 2023, galvanized by production from the Pecan field. Growth in the Petroleum (Oil and Gas) sub-sector is projected at 7.3 percent for 2020.

Services

402. Mr. Speaker, the Services Sector is projected to grow at an average rate of 6.3 percent, driven by strong performances in Health and Social Work (20.2%), and Public Administration & Defence; Social Security (7.4%). The Financial and Insurance Activities, and Real Estate sub-sectors are expected to record the lowest average growth rates of 2.2 percent each over the medium-term.

Figure 10: Sectoral Real GDP Growth, 2020-2023 (percent)

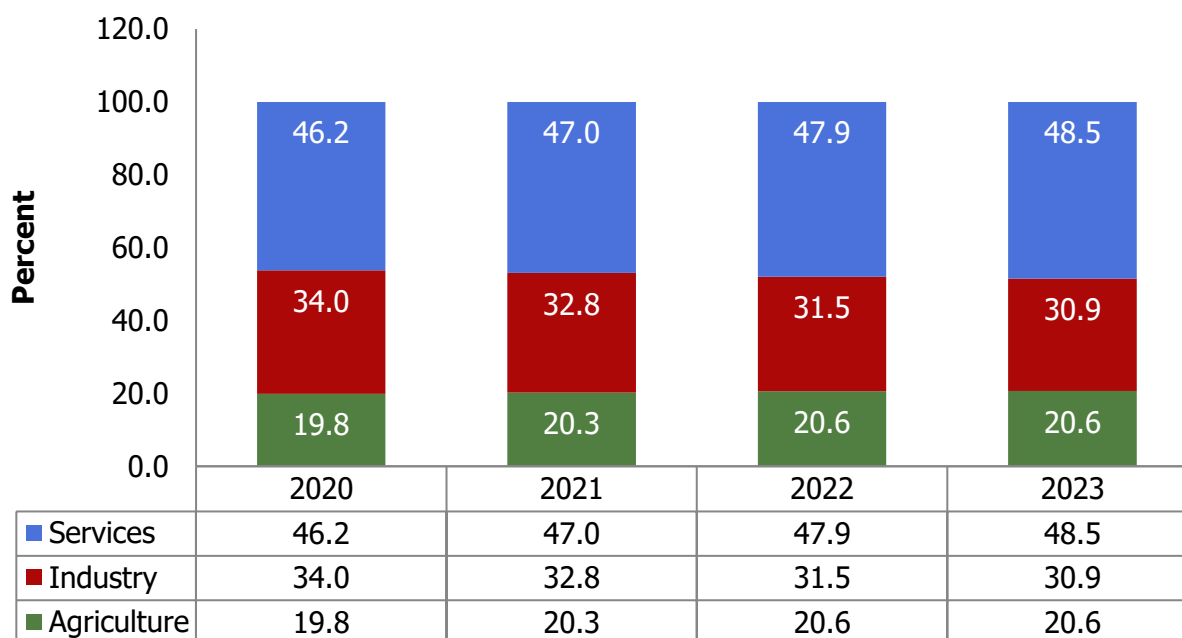


Source: MoF

Structure of The Economy

403. The Services sector is projected to remain the dominant sector in terms of share of total sectoral value-added national output (GDP) in the medium-term, followed by Industry and Agriculture.

Figure 11: Sector Shares of GDP at Basic Prices, 2020-2023



Source: MoF

Monetary and External Sector Outlook

Monetary Sector

404. Mr. Speaker, global growth and inflation are projected to remain subdued amidst escalating US-China trade tensions, unresolved Brexit negotiations as well as geopolitical tensions. Monetary policy stance in most advanced economies have been generally accommodative to support growth in the medium-term, while at the same time inducing favourable financing conditions.
405. Mr. Speaker, the implementation of the floor price and premium price for Ghana’s cocoa on the global market, as well as inflow from the cocoa syndicated loan, is expected to further bolster inflows of foreign exchange in the outlook. These should improve the Net Foreign Asset (NFA) of the central bank, and the foreign reserves position to support the forex market. The expected growth in the central bank’s NFA would have to be supported by monetization of the foreign currency inflows. This is projected, together with increased deposit mobilization, to instigate growth in Reserve Money (RM) and other monetary aggregates (M1, M2 and M2+), and exert upward pressure on inflation beyond the medium-term horizon.
406. Mr. Speaker, domestic credit is expected to grow to support economic growth and is projected to remain strong and positive in the medium-term outlook, driven by improvements in business confidence, expectations of increased production in the oil and gas and mining sectors, and the continued implementation of growth-oriented government flagship projects.

407. Mr. Speaker, the recently completed recapitalization exercise and the resultant improvements in the financial soundness indicators, as well as enhanced deposit mobilization which partly reflects innovations in the mobile money space, should guarantee a resilient banking sector positioned to supply credit without significant hikes in interest rates. Thus, the monetary sector is expected to expand with developments in the real sector, propelled by growth in both the NFA and the NDA.
408. Mr. Speaker, the main risk in the outlook is Government’s financing operations on the domestic money market which is crowding-out the private sector, driving up interest rates and, therefore, increasing pressure on monetary policy implementation. There are also concerns about increasing debt stocks and debt sustainability in the medium-term, in view of a deteriorating fiscal deficit which could worsen in the election year.

External Sector

409. Mr. Speaker, the thrust of external sector policy in the medium term will focus on building up the level of our external reserves to a minimum of four months of imports of goods and services to cushion the economy from adverse external shocks.
410. Mr. Speaker, the overall balance of payments surplus for the medium term is projected to reach at least US\$500 million. The surplus will be achieved through a projected current account deficit of about 3.3% of GDP and capital & financial account net inflow of 3.8% of GDP.
411. Mr. Speaker, these projections have considered the trends in international commodity prices, inflows from donors, Cocobod’s external facility, Euro bond of US\$2.0 billion and the revamping of the Obuasi Gold Mines.
412. Mr. Speaker, the downside risks to the projection include further worsening in commodity prices (especially oil) below what is projected, high energy outward related payments and portfolio reversals.
413. Mr. Speaker, we expect a boost in export revenue on account of increased production following the discovery of more oil wells and the generation of related activities in the hydrocarbon industry. We also hope to make some saving on gas imports following the reversal of the gas line from Takoradi to Tema.

Fiscal Outlook

2020 AND MEDIUM-TERM FISCAL FRAMEWORK

Medium-Term Fiscal Objectives and Targets

414. Mr. Speaker, Government’s fiscal policy objectives for 2020 and the medium-term shall remain consistent with the provisions under the PFM Act, the PFMA Regulation, as well as the requirements of the Fiscal Responsibility Act. In doing so, we shall also continue to remain focused on synchronizing fiscal and monetary policies to ensure that we achieve the right policy mix ahead of and during the 2020 elections. This will ensure that the perennial cycle of election-year fiscal excesses is eliminated as we do not want to reverse the gains made in the management of our public finances and revisit the process of strenuous and steep fiscal consolidation measures that had to be undertaken in 2017, following the 2016 elections.
415. Mr. Speaker, we cannot fail, and failure is not an option. We, therefore, owe it to ourselves and to the prosperous Ghana that we all envisage tomorrow to keep steady and navigate the slippery road of election year fiscal excesses that has the potential of compromising economic growth and stability.
416. Mr. Speaker, as has been the practice, the Fiscal Deficit and Primary Balance targets shall continue to remain the primary fiscal anchors for 2020 and the medium-term. The fiscal stance, while relatively more expansionary in relation to the projected 2019 outturn, is necessary to enable us to fund some one-off expenditures related firstly, to the upcoming 2020 Presidential and Parliamentary elections to safeguard Ghana’s enviable democratic credentials.
417. Secondly, to be able to harness the full benefits of Ghana’s hosting of the Secretariat of the African Continental Free Trade Area (AfCFTA), some one-off expenses will be incurred in 2020. All these will be additional to the funding of Government’s flagship programmes, which have had a positive impact on the current trajectory of non-oil real GDP growth. Consequently, the 2020 fiscal deficit is projected at 4.7 percent of GDP but, thereafter will moderate to 4.5 percent of GDP in 2021, and further to 3.5 percent of GDP in 2022 and will stabilize at 3.0 percent by 2023. The Primary Balance is projected to record a surplus of 0.7 percent of GDP in 2020 and remain positive through 2023 as shown in Table 18.
418. Mr. Speaker, over the medium-term (2020-2023), Total Revenue and Grants are projected to grow at an average of 14.8 percent. Of this, the average medium-term non-oil Tax Revenue growth is estimated at 15.9 percent.
419. Mr. Speaker, on the expenditure front, Total Expenditure (incl. arrears) is estimated to grow by 18.1 percent, mainly accounted for by investment in Government flagship programmes, a sizeable contractual wage bill and high interest payments.

Table 18: Summary of Central Government Fiscal Operations (2019-2023)

Indicators (GHS mn)	2019	2020	2021	2022	2023
	Proj Outturn	Budget	Medium-Term		
Total Revenue and Grants	54,565	67,071	72,988	83,103	94,272
<i>% of GDP</i>	15.8	16.9	16.1	16.2	15.9
<i>Projected Growth (%)</i>		22.9	8.8	13.9	13.4
Total Expenditure (incl. arrears)	70,920	85,952	93,558	101,057	112,123
<i>% of GDP</i>	20.5	21.6	20.7	19.7	18.9
<i>Projected Growth (%)</i>		20.9	8.8	8.0	11.0
Non-Interest Expenditure	51,325	64,261	70,835	79,848	89,634
<i>% of GDP</i>	14.8	16.1	15.7	15.5	15.1
<i>Projected Growth (%)</i>		25.2	10.2	12.7	12.3
Budget Balance	-16,355	-18,881	-20,570	-17,954	-17,851
<i>% of GDP</i>	-4.7	-4.7	-4.5	-3.5	-3.0
<i>Projected Growth (%)</i>		15.4	8.9	-12.7	-0.6
Primary Balance	3,240	2,811	2,152	3,255	4,638
<i>% of GDP</i>		0.7	0.5	0.6	0.8

Source: MoF

2020 Revenue Measures

420. Mr. Speaker, Government shall continue to provide the necessary support to the Ghana Revenue Authority (GRA) in the institution’s ongoing reforms for 2020 and the medium-term to optimize revenue collection. The full year yield from the 2019 mid-year revenue measures are expected to be robust in 2020 to complement tax compliance efforts. Government will pursue the following revenue measures to boost domestic revenue mobilisation:

- Government shall renew and extend the National Fiscal Stabilisation Levy and Special Import Levies (SIL) for another five years to support the Budget;
- Pursue Non-Tax revenue inflows associated with the operations of some Telco’s and State-Owned Enterprises to yield about 0.5 percent of GDP in revenue inflows;
- In line with Government policy, the personal income tax band will be adjusted and the necessary Parliamentary approval sought to ensure that the 12 percent in minimum wage increase for 2020 is tax-exempt. Personal Reliefs such as marriage relief, child education relief and old age relief which were last adjusted in 2015 will also be reviewed upwards.
- Taxing the digital economy is high on the international agenda. To ensure that, Ghana realises the due revenue, Government will review current

legislation to strengthen the relevant laws and provide additional regulations and administrative guidelines for the taxation of e-services;

- In 2020, Government will review and incorporate in legislation the outstanding relevant actions, including requiring taxpayers to disclose their aggressive tax planning arrangements, under the relevant Base Erosion and Profit Shifting (BEPS) action points in existing legislation; and
- The major revenue legislations will be reviewed to remove conflicts and fill in gaps, and the relevant amendments submitted to Parliament for passage. The Revenue Administration Regulations and the updated Transfer Pricing Regulations will also be submitted for passage. To make revenue legislation more user friendly, the GRA will make abridged versions of the major revenue laws Act easily available to the public. These include the Customs Act, Excise Duty Act, Income Tax Act and the Value-Added Tax.

Compliance Measures for the Petroleum Downstream Sector

421. Mr. Speaker, to stem the tide of under-reporting, diversion and dilution of fuel products and general non-compliance in the petroleum downstream sector, which causes Government to lose considerable revenue, the spotlight will be turned on the sector in the coming year to address these irregularities and indiscipline that have become characteristic of this industry. The envisaged actions include:

- Providing additional powers to the relevant institutions and enhancing punitive sanctions to check the abuses;
- Revoking the licenses of recalcitrant players in the industry and prosecuting directors and key personnel of such entities;
- automating all processes in the sector to reduce human interventions and provide transparency; and
- instituting stricter monitoring controls.

2020 Expenditure Measures

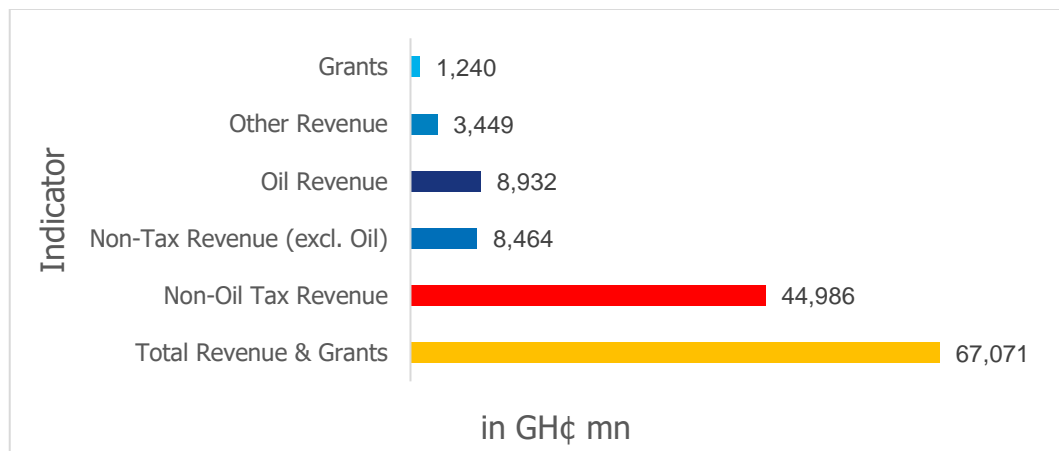
422. Mr. Speaker, on the expenditure front, we shall remain vigilant in the areas that have often derailed fiscal programmes during election years. Government will not hesitate to initiate the sanctions under the PFM Act against any line ministry that does not comply with the established commitment control systems by processing transactions only through the GIFMIS. Additionally, in 2020, Government shall consolidate existing and on-going flagship programmes to deliver desired results.

Resource Mobilization for 2020

423. Mr. Speaker, Total Revenue and Grants for 2020 is projected to rise to GH¢67.1 billion (16.8% of GDP), up from a projected outturn of GH¢54.6 billion (15.8% of GDP) for 2019. As shown in Figure 13, Domestic Revenue is estimated at GH¢65.8 billion and represents an annual growth of 22.5 percent over the projected outturn for 2019. Of the total Domestic Revenue amount of GH¢65.8 billion, Non-oil Tax Revenue will constitute about 68.3 percent and amount to GH¢45.0 billion (11.3% of GDP), reflecting the impact of expected improvements in tax compliance and reforms in revenue administration and the full year revenue yield from the 2019 midyear revenue measures.

424. Mr. Speaker, non-Tax Revenue (excluding oil) will amount to GH¢8.5 billion (2.1% of GDP) and constitutes 12.9 percent of Total Domestic Revenue. Of this amount, GH¢5.0 billion will be retained by Internally Generated Fund (IGF) generating institutions with a potential yield of GH¢174.3 million from IGF capping.
425. Mr. Speaker, receipts from upstream petroleum activities are projected at GH¢8.9 billion (2.2% of GDP), representing a 185.1 percent growth over the projected outturn for 2019 mainly on the back of increased production from the SGN Field.
426. Mr. Speaker, total receipt from Other Revenue (comprising of ESL and SSNIT Contribution to NHIL) will amount to GH¢3.4 billion (0.9% of GDP), indicating a growth of 39.4 percent over the projected outturn for 2019.
427. Mr. Speaker, Grants disbursement from Development Partners is estimated at GH¢1.2 billion (0.3% of GDP) and a nominal growth of 48.8 percent over the projected outturn of GH¢833.1 million in 2019. The anticipated higher inflow is mainly attributed to higher Project Grants. Programme Grants continue to remain low and accounts for only 4.8 percent of the expected Grants disbursement for 2020.

Figure 12: Resource Mobilization for 2020



Source: MoF

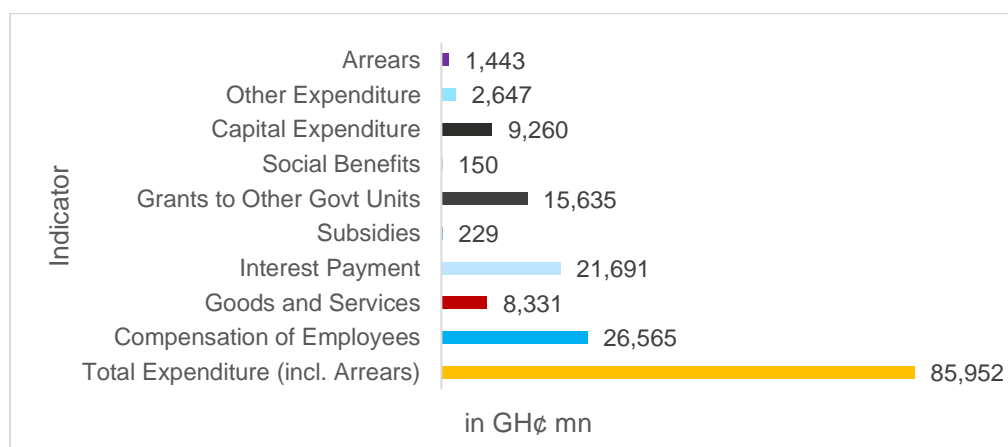
RESOURCE ALLOCATION FOR 2020

428. Mr. Speaker, total Expenditure (including clearance of Arrears) is projected at GH¢85.9 billion (21.6% of GDP). The estimate for 2020 represents a growth of 21.2 percent above the projected outturn for 2019. The key drivers of expenditure growth include: the wage bill, interest payments, one-off costs associated with the 2020 Presidential and Parliamentary elections, full funding of Government flagship programmes, and security.
429. Mr. Speaker, Wages and Salaries is projected to amount to GH¢22.9 billion and constitutes 26.7 percent of the Total Expenditure (incl. Arrears clearance). As a

percentage of GDP, the wage bill is projected to increase to 5.8 percent of GDP from the 5.7 percent of GDP projected outturn for 2019.

430. Mr. Speaker, Use of Goods and Services is also projected at GH¢8.3 billion (2.1% of GDP). This represents 9.7 percent of the projected Total Expenditure (incl. Arrears clearance). The per annum growth of 20.3 percent reflects a full provision for the Government’s flagship programmes.
431. Mr. Speaker, Interest Payments is projected at GH¢21.7 billion (5.4% of GDP). Of this amount, domestic interest payments will constitute about 76.3 percent and amount to GH¢16.6 billion.
432. Mr. Speaker, in 2020, Government will continue to implement the Earmarked Funds Capping and Realignment Act to reduce budget rigidities and create fiscal space to fund growth-enhancing expenditures as has been done since 2017. The 5 percent transfer to the DACF has been computed based on the recent Supreme Court Ruling which defines the ‘Total Revenue’ base to include ABFA and Non-Tax Revenue paid to Central Government but excludes foreign loans and grants, petroleum receipts paid into the Heritage and Stabilisation Funds, Retained IGF, and Levies imposed by Parliament for specific purposes. Consequently, transfers to Statutory Funds as well as all other earmarked funds are estimated at GH¢15.6 billion (3.9% of GDP), representing 19.6 percent growth over the projected outturn for 2019.
433. Mr. Speaker, Capital Expenditure is projected at GH¢9.3 billion (2.3% of GDP) and a growth of 53.5 percent over the 2019 projected outturn. Of this amount, Domestic financed Capital Expenditure is estimated at GH¢3.8 billion (0.9% of GDP). An amount of GH¢5.5 billion has been estimated for Foreign Financed Capital Expenditure and this will be funded by a combination of Project Grants and Loans.

Figure 13: Resource Allocation for 2020



Source: MoF

BUDGET BALANCES AND FINANCING OPERATIONS FOR 2020

434. Mr. Speaker, based on the estimates for Total Revenue & Grants and Total Expenditure, the 2020 fiscal operations shall result in a cash deficit of GH¢18.9 billion equivalent to 4.7 percent of GDP.
435. Mr. Speaker, financing of the fiscal deficit from domestic sources will amount to GH¢8.2 billion (2.0% of GDP). Foreign financing of the deficit will amount to GH¢10.6 billion (2.7% of GDP) and will include a planned international capital market programme to raise up to US\$3 billion, of which US\$2 billion will be used to support the implementation of the 2020 budget and the rest for domestic debt liability management.
436. Mr. Speaker, a Primary Surplus equivalent to 0.7 percent of GDP (GH¢2.8 billion) is estimated for the year.

2020 Petroleum Receipts

2020 Benchmark Price

437. Mr. Speaker, the crude oil Benchmark price for 2020 was derived from the seven-year moving average formula prescribed by the PRMA. This yielded a price projection of US\$62.6 per barrel, down from US\$66.76 per barrel for 2019. The gas price for 2020 is also projected at US\$4.31 per MMBtu, up from the 2019 projection of US\$3.99 per MMBtu.
438. Mr. Speaker, the crude oil prices were sourced from the following:
- ICE Dated Brent Crude Bloomberg Historical Prices from 2015 to 2018;
 - A combination of ICE Dated Brent Crude Bloomberg actuals and futures prices for 2019; and
 - ICE Dated Brent futures from Bloomberg for 2020 to 2021.
439. Mr. Speaker, the gas prices are escalated by a blend of the US CPI/PPI index and the Henry Hub Spot Price Index to capture inflationary trends and movement in global gas prices on the well-head price of gas, in line with the specific contracts.

2020 Benchmark Output

440. Mr. Speaker, the 2020 Benchmark Revenue (BR) crude oil output is 70.2 million barrels (192,336 barrels of oil per day), based on a three-year simple average of each producing field’s actual and projected outputs, as follows:
- Historical (2018): Jubilee, TEN and SGN crude oil output of 60.05 million barrels;
 - Current Year (2019): Jubilee, TEN and SGN crude oil production of 71.54 million barrels;
 - Forecast (2020): Jubilee, TEN and SGN crude oil production of 77.16 million barrels:
 - o/w Jubilee: 34.5 million barrels;
 - o/w TEN: 24.9 million barrels; and
 - o/w SGN: 17.7 million barrels.

441. Mr. Speaker, the projection of the BR gas output was also based on the same principle, which was applied in calculating the BR for crude oil output, yielding a total production of 86.3 Trillion Btu for 2020.
442. The gas BR output was derived using the following:
- Historical (2018): Actual Jubilee, TEN and SGN production data for 2018;
 - Current Year (2019): Actual Jubilee, TEN and SGN production data for January-June;
 - Current Year (2019): Projected Jubilee, TEN and SGN production data for July-December; and
 - Forecast (2020): Projected Jubilee, TEN and SGN production data for 2020.

2020 Benchmark Revenue (BR)

443. Mr. Speaker, the projected total petroleum revenue for 2020 is **US\$1,567.0 million**. The total petroleum revenue is made up of Royalties (US\$254.4 million), Carried and Participating Interest (US\$817.8 million), Corporate Income Tax (US\$493.3 million) and Surface Rentals (US\$1.6 million), as shown in Table 19.

Table 19: Sources of Petroleum Revenue in 2020

ITEM	Unit	2020	2021	2022	2023
TOTAL PETROLEUM RECEIPTS	USD mn	1,567.0	1,765.0	2,157.3	2,255.5
Royalties	USD mn	254.4	285.7	414.2	452.4
o/w Crude Oil	USD mn	238.1	264.0	389.2	423.4
o/w Gas	USD mn	16.3	21.6	25.0	29.0
Carried and Participating Interest	USD mn	817.8	920.4	1,195.7	1,160.4
o/w Crude Oil	USD mn	629.3	695.8	978.5	1,052.5
o/w Gas	USD mn	188.4	224.7	217.2	107.9
Corporate Income Tax	USD mn	493.3	557.4	545.8	642.7
Surface Rentals	USD mn	1.6	1.6	1.6	1.6

Source: MoF

444. Mr. Speaker, in line with our proposal regarding the petroleum revenue allocation formula, we would like to propose the following (details are shown in Table 20):
- Allocate US\$479.5 million to GNPC for its Equity Financing Cost (US\$334.6 million) and share of the net Carried and Participating Interest (US\$145.0 million);
 - Allocate 70 percent of the Benchmark Revenue of US\$1,087.5 million (i.e. US\$761.3 million) to ABFA;
 - Allocate 30 percent of the Benchmark revenue (i.e. US\$326.3 million) to the Ghana Petroleum Funds; and
 - Allocate US\$228.4 million of the Ghana Petroleum Funds amount to the Ghana Stabilisation Fund and US\$97.9 million to the Ghana Heritage Fund.

Table 20: Revenue Distribution in 2020

ITEM	Unit	2020	2021	2022	2023
Transfer to National Oil Company (NOC)	USD mn	479.5	555.7	589.1	591.2
o/w Equity Financing	USD mn	334.6	399.4	329.1	347.3
o/w 30% share of Net Carried & Participating Interest	USD mn	145.0	156.3	260.0	243.9
Benchmark Revenue (BR)	USD mn	1,087.5	1,209.3	1,568.2	1,665.8
o/w Annual Budget Funding Amount	USD mn	761.3	846.5	1,097.7	1,166.1
o/w Transfer to the Ghana Petroleum Funds	USD mn	326.3	362.8	470.5	499.8
o/w Ghana Stabilization Fund	USD mn	228.4	254.0	329.3	349.8
o/w Ghana Heritage Fund	USD mn	97.9	108.8	141.1	149.9

Source: MoF

Capping the Ghana Stabilisation Fund

445. Mr. Speaker, the Government will maintain the cap on the Ghana Stabilisation Fund at US\$300 million, in line with Section 23(3) of the PRMA.

Medium-Term Debt Management Strategy

446. Mr. Speaker. the medium-term fiscal policy indicates a spending plan which has to be adequately financed in the context of a more comprehensive growth and targeted development strategy.
447. Following from this, government in the medium term will adopt the financing options to support its infrastructural projects and programmes whilst taking cognizance of the cost of debt and minimising refinancing risks in the government’s public debt portfolio.
448. In the preparation of Ghana’s 2020 MTDS, analysis on alternative financing sources, debt composition and cost-risk trade-offs with a view to identifying a robust debt management strategy consistent with preserving debt sustainability were taken into consideration.
449. The 2020 debt strategy focuses on an appropriate financing mix to mitigate the costs and risks to achieve the desired composition of the public debt portfolio with respect to borrowing from external and domestic sources.
450. The financing strategy for 2020 proposes issuances of Government securities on the domestic market and create cash buffers on top of the programmed net domestic financing for active liability management and cash management purposes.
451. The strategy is to issue / re-open medium to long-term instruments (2-year, 3-year, 5-year, 7-year, 10-year, 15-year and 20 Year bonds) and refinance some of the maturing Treasury bills and Bonds. The strategy also plans to issue marketable and non-marketable debt against possible contingent liabilities arising from the financial and energy sectors in 2020.

452. On the external front, the strategy proposes the issuances on the International Capital Market provided market conditions are favourable and additional external borrowing for priority development projects, which cannot be financed on concessional terms.
453. To effectively implement the 2020 debt management strategy, government will prepare and publish a borrowing plan (consistent with section 60 of the 2016 PFM Law) to meet the aggregate borrowing requirements of government in 2020. The borrowing plan will include active liability management operations (to ease rollover risks ahead of large upcoming maturities) and building on the recent issuances of 6-year and 20-year bonds per the MTDS.
454. To foster the primary and secondary market development, government will continue its benchmark policy to re-open existing bonds to create benchmarks to increase market liquidity and facilitate more efficient market making.
455. A major policy for 2020 will be the development of a harmonised primary dealer manual to guide the markets. Government also intends to promote Bond Specialists to support the development of the domestic market.

2019 Debt Sustainability Analysis

456. Mr. Speaker, the outlook for Ghana’s debt sustainability shows that, the granularity in the risk rating is sustainable. However, the risk of external debt distress and overall public debt distress remains high over both the medium and long term.
457. Mr. Speaker, although there is marked improvement in the solvency ratios following the rebasing of the GDP, 2019/2020 DSA shows that the liquidity ratios continue to breach their respective benchmarks, reflecting underlying vulnerabilities.
458. The PV of Debt to GDP ratio and the nominal Debt to GDP ratio is projected to be below 58.5 % and 60% respectively for 2020 as per the 2020 DSA.
459. Mr. Speaker, recalling Ghana’s DSA results under the new IMF/World Bank Framework for debt sustainability, one key remedial measure is the application of debt limits to the most vulnerable items for debt accumulation.
460. Assessing Ghana’s conditions, external concessional funding has declined over time, a situation that arose from Ghana’s Middle Income status and recent significant efforts at growth and poverty reduction.
461. However, there is a general need to balance this situation with the requirement to adequately finance Government’s priorities, especially the Sustainable Development Goals (SDGs).

462. Mr. Speaker, as mentioned earlier, to ensure that the public debt dynamics are on a sustainable path, the public debt limits will be on nominal terms and on contracting terms, and related to the most vulnerable part of the sub-categories of total public debt.
463. In line with the 2020-2023 macro-fiscal framework, borrowing plans and the Debt sustainability analysis, the total non-concessional debt limits is pegged at US\$ 3,750.00 million for 2020.
464. In addition, Government will only assess and implement projects that are self-financing in order to reduce debt levels.

2019 International Capital Market Issuance

465. In line with our medium term debt strategy and consistent with the 2020 macrofiscal framework, we project a ceiling of up to US\$3.0 billion for international capital market programme for 2020.
466. The choice of instruments for this programme will be based on market conditions; possibility and feasibility of the issuance in 2020. These are: regular Sovereign bond; Green Bond; SDG Bonds; Syndicated loans/financing, and Sukuk bonds.
467. The use of proceeds would be to finance growth and growth oriented expenditures in the budget; interventions to reduce expenditures in the budget; and liability management.

Ghana Fixed Income Market

468. In 2020, GFIM is positioning itself to introduce more investible products on the market. GFIM has tasked itself to promote the corporate bond market in order for corporate institutions to use the market to raise funds to expand their operations which may lead to increased production and create more jobs for our employable youths. In addition, government would continue to use the market to raise funds to finance the national budgets and to develop infrastructure.
469. Again, GFIM will introduce securities lending and borrowing; develop other fixed income securities such as commercial papers and municipal bonds and create indices for the market.
470. GFIM is collaborating with other stakeholders such as Securities and Exchange Commission, Bank of Ghana and the Ministry of Finance to establish a domestic credit rating agency to bring onto the market independent credit-worthy assessment of issuers who come to the market to raise money. It is the view of GFIM that introducing credit rating will deepen the market especially the corporate bond sector of the market.

471. GFIM will also engage in investor and public education about the safeness of this platform for investment and the need for investing public to avoid risky investment schemes that promise unrealistic returns.

Transforming Ghana Beyond Aid

472. Mr. Speaker, building on the progress we have made so far, including on the flagship programmes, government will continue to take deliberate and strategic steps to accelerate Ghana’s economic transformation. Our goal, consistent with the medium-term aspirations of the Coordinated Programme, is to use our resources creatively and efficiently to build “... a prosperous and self-confident Ghana that is in charge of her economic destiny; a transformed Ghana that is prosperous enough to be beyond needing aid, and that engages competitively with the rest of the world through trade and investment.”
473. Mr. Speaker, under the Ghana Beyond Aid agenda, we aim for an accelerated economic transformation based on rapid and inclusive growth that will double our per capita income over a ten-year period.
474. Mr. Speaker, the accelerated transformation we seek cannot be realised if we do business as usual. We must increase government capacity to finance and manage the ambitious agenda that we have set for ourselves and also radically improve the environment for the private sector, both domestic and foreign, to invest and do business in our country.
475. Mr. Speaker we need to significantly increase domestic revenues in order to raise our own contribution to financing our ambitious development agenda under Ghana Beyond Aid without over-burdening our citizens with additional taxes. Currently, Ghana’s tax-to-GDP ratio of 12.9 percent (in 2018) is below that average of our middle-income country peers of 18 to 20 percent. Government has developed a strategy to begin to address this situation, including:
- expanding the tax net through digitisation to improve identification of tax payers and efficient collection of both tax and non-tax sources of revenue;
 - transforming and strengthening the capacity of Ghana Revenue Authority (GRA) to an organization that combines efficient revenue collection with excellent customer orientation to efficiently collect and report non-tax revenues.
476. Mr. Speaker, the higher public investments in human capital and infrastructure that increased domestic revenue will help us finance are just the building blocks. The actual building of a transformed economy will have to be constructed by the private sector, because my Government believes in the primacy of the private sector. But we are the first to recognize that for the private sector, both domestic and foreign, to invest and sustain their investments in the Ghanaian economy, there is the need

to improve the business environment, and we will continue to work on this and offer the critical support needed for the private sector to survive and thrive.

477. Mr. Speaker, to this end, Government has introduced a Business Regulatory Reform Programme, which is a 3-year initiative coordinated by the Ministry of Trade and Industry, and implemented in partnership with other stakeholders, aimed at improving the business atmosphere in the country. The Programme will help Ghana to have one of the most transparently and efficiently regulated business environments in Africa.
478. Mr. Speaker, to complement all the efforts we are undertaking to make Ghana a much friendlier place for our business men and women, we also plan on an aggressive agenda to attract Foreign Direct Investment (FDI), We need significant FDI to supplement the resources from Government and our on domestic investors.
479. Mr. Speaker, Foreign Direct Investment (FDI) has become an important component of economic growth globally. Accordingly, almost all nations compete to attract and retain FDI because of their potential to add value to the local economy.
480. Mr. Speaker, according to the BoG, FDI flows into Ghana from 2016 – 2018 averaged \$2.9 billion a year. As a percentage of GDP this equates to around 5.%. I have no doubt that Ghana is well positioned to become the number one destination for FDI flows in the medium to long term for a host of reasons including its location, literacy rate, English language, rule of law, strong macro-economic fundamentals, stable and peaceful democracy, warm climate and warm hospitality. Added to this is the choice of Ghana to host the Secretariat of the AfCFTA.
481. Mr. Speaker, as such, we are putting together a comprehensive strategy to harness and attract FDI to help accelerate growth. We believe that if we can double FDI every year for the next ten years, it shall translate into increase in GDP growth of over our current GDP projections of approximately 6% annually over the medium term.
482. Mr. Speaker, I am happy to announce that Cabinet has approved the formation of an inter-ministerial committee to provide policy guidance for the FDI agenda. The mandate of this committee shall be to put in place a comprehensive strategy and plan of execution on attracting FDI flows going forward as well as identify and package all the various initiatives and policies that are already in place that help make Ghana an attractive place to do business and hence to attract FDI flows.

483. Mr Speaker, in addition, Ghana Investment Promotion Centre (GIPC) Bill will be amended to align it with international best practice, and GIPC will be restructured and better resourced with human and financial capital.
484. Mr. Speaker, infact we are already beginning to leverage our advantages to generate a lot of interest in Ghana from global multinational companies. We have so far attracted investments and commercial interests from global automotive companies, including Toyota, Volkswagen, Nissan, Renault, Hyundai, Sinotruck, and Suzuki.
485. Mr. Speaker, we have also built strategic partnerships that we can leverage to attract FDI. These include: Africa Investment Forum (AIF), Compact with Africa, the US “Prosper Africa”, UK-Ghana Business Council, EU-Africa Business, China’s FOCAC, Japan’s TICAD, Korea’s KOAFEC, the Asian Infrastructure Investment Bank (AIIB), and Singapore, among others.
486. Mr. Speaker, all these measures on the business regulatory environment and the FDI agenda are part of a broader and ambitious strategy to make Ghana a gateway to business in West Africa and Africa in general; a business, financial, and logistics hub in the region.

Financial Services

487. Mr. Speaker, as we all recognise, a robust financial sector is indispensable for rapid economic growth. That is why over the past recent months we have taken difficult measures to clean-up and strengthen our financial sector. Government plan is to build on the progress made by introducing innovations in the sector to support our entrepreneurs.
488. Mr. Speaker, I informed this august house in the 2018 Budget of Government’s plan of positioning Ghana as a regional financial services hub. We are progressing steadily. Earlier this year, the final concept note on the regional financial services centre was submitted and approved by government. Government is receiving support to develop a design framework for the financial services centre and a draft International Financial Services (IFS) Bill for broader stakeholder consultation.
489. The IFS will focus on an enclave approach that will work to modernize a designated sub-metro within the Greater Accra Region and provide a dedicated legal regime to support the ecosystem for attracting financial institutions, both local and foreign into the enclave. The initial phase will focus on Capital market, Asset Management, Insurance and Banking as well as supporting services such as legal, administrative services, among others.
490. Mr. Speaker, as I already mentioned, Government will launch the National Development Bank in 2020 to enhance the access of our SMEs to affordable

medium and long-term lending and guarantees, particularly to businesses in agribusiness and manufacturing.

491. Furthermore, Government is also strengthening the Venture Capital Trust Fund to support local start-ups through the establishment of funds for co-investments in SMEs and strategic industries.

Digitization Innovations and Policy Priorities

492. Mr. Speaker, for Government, one of the cardinal principles in our economic transformation is to leverage technology wherever possible to innovate. There is no doubt that Government, in partnership with the private sector, is on the right path towards digitizing government services to expedite delivery of services, improve the lives of citizens, and promote a supportive business environment.

493. We have therefore since 2017 sought to formalize the Ghanaian economy by leveraging technology and digitization to improve administrative systems and increase transparency. Leveraging technology improves efficiency, limits human interactions, and improves traceability of transactions. Government has successfully implemented a number of transformational initiatives at the heart of which is the National Identification System. Mr. Speaker, please permit me to list some of the transformational digital initiatives that we have been pursuing in the digitalization space:

- The introduction of **National ID Cards** is a game changer. When completed, it will form the basis of an integrated database with Passports, Tax Identification Numbers, Drivers’ Licenses and Pensions data.
- On **Digital Property Addressing**, the process of tagging all 4 million houses with digital addresses is on-going. A biometric national identity and a digital address uniquely establish personal and immovable property identity.
- Introduction of a **paperless port system** has eliminated the multiple layers of clearing agents, reduced the time to clear goods at the ports, and increased revenue mobilization;
- **Drivers licenses and vehicle registration** have been digitized.
- **Mobile money payments interoperability** has been implemented. We now have what we call Triangular Financial Inclusion anchored on three main payment platforms – bank accounts, mobile wallets, and e-zwich cards. This is a major step to financial inclusion and movement towards cashless payments for government services. With this payments architecture in place, we are moving next to make all payments for government services and government transfers to persons and businesses to go cashless by June 2020.

- **Registrar General’s Department** has been digitized. The automation of the application for **Business Operating Permits** has removed the complexities of the process;
 - Passport **applications** are online and together with the National ID cards, are eliminating the falsification of records and multiple identities.
 - **Renewal of NHIS registration** via mobile phone has been a phenomenal innovation, eliminating the need for queues, delays and bribery, and also increasing access to health care by those who need the services most.
 - **Drones and Decentralized Delivery of Health Services:** Ghana has joined Rwanda in using drones to deliver critical medical products, blood products, medical cargo, emergency vaccines, life saving and essential medicines on demand to every part of the country, regardless of road infrastructure. No hospital or clinic is too remote in the delivery of health services.
 - **Land Digitization with block-chain technology:** Disputes on land ownership are prevalent and discourage investments due to multiple sales, poor record-keeping and missing records despite all the efforts (time and money) at land reforms. The digitization of land registry with the use of block-chain technology is intended to deal comprehensively with the problem.
494. These innovations are intended to improve the overall platform and the ways and means by which citizens, businesses and the public sector conduct their activities – Citizen to Citizen (C2C), Business to Citizen (B2C), Government to Citizen (G2C), and vice versa.
495. Mr. Speaker, there are substantial benefits in all these measures for good governance and for sound management of the economy, in all aspects of decision-making and planning. These innovations help in better targeting the delivery of public services whether it is in education, health and other social services in line with the three fundamental SDGs (#1 to reduce poverty, #2 to eliminate hunger, and #3 to ensure the good health and well-being of citizens).
496. Building these types of information infrastructure will also help expand the tax base of the economy to improve domestic resource mobilization (DRM), a key pillar in the Ghana Beyond Aid agenda. Individual income earners, property owners, and businesses must pay their fair share of taxes.
497. For businesses, these digitization innovations are mitigating all kinds of risk of doing business, including, the risk of lending, and reducing transactions costs in so many areas of commerce. It is easier now to develop a credit reference bureau and a mortgage market.

498. Mr. Speaker, soon, our national life will be infused with current technology spanning National Identification System, Digital Postal Address System, Paperless Port Systems, E-banking Systems, linked Passport and Driving License Systems, pensions and insurance data, digitized land registry and Mobile Money Interoperability System, among others.
499. We have set a digitization agenda to improve the efficiency of many government agencies – how to access public services, how to deliver them, how to pay for them where there is a charge - and ultimately help eliminate the temptation to corrupt simple processes and procedures in the delivery of public services that are meant to improve the quality of life of the citizens.
500. These are initiatives with potential big long-term gains. By leveraging technology to improve transparency and accountability in administrative systems, we are completing in short order what many years of administrative reforms have not been able to accomplish in the fight against day to day incidence of corruption and the bottlenecks in public administration that citizens, businesses face in their everyday activities.
501. Mr. Speaker, this is the way to go for Ghana if we are to catch up with the rest of the developed world in the 4th Industrial Revolution. Ghana is ready and pushing hard on this path. Ultimately, our goal is to become a leading hub for ICT innovation in Africa.
502. Mr. Speaker, in pursuance of this, Government will set up a **National Digital Strategy Team** under the overall oversight of the Presidency who will bring together local technology firms and experts, and with professional and financial support from the Ministry of Communications, Ministry of Finance and the Ghana Investment Promotion Center, to elevate the profile and reach of our digitisation strategy across the region to unlock the unexplored economic value of the sector.
- Entrepreneurship**
503. Mr. Speaker, government will accelerate entrepreneurship and MSME growth to support economic dynamism and job creation. In addition to the business regulatory streamlining and the financial sector innovations that will help SMEs, enhanced support to SMEs and MSMEs will be achieved through strengthening and rationalizing government’s main entrepreneurship and enterprise support programmes such NBSSI and NEIP. In addition, government will facilitate linkages between domestic entrepreneurs and FDI firms to join global value chains.
504. **Skills Development** Recent studies conducted by the World Bank Group (WBG) indicates that 200 million people worldwide, disproportionately youth, are unemployed and looking for jobs, 600 million new jobs are needed globally over the next 15 years to keep employment rates stable, and 1 billion young people will enter the labor market between 2015 and 2030. The creation of jobs and

connecting to markets, as well as building capabilities and connecting workers to jobs are the policy drivers for our TVET strategy.

505. Mr. Speaker, our drive through the ten (10) point Agenda for Industrial transformation for rapid growth, can only be supported with enhanced local skills, hence, our focus and emphasis on TVET and skills development through our free SHS and TVET flagship programmes. We are supporting skills development (TVET) to ensure employability to help drive the economic transformation agenda.
506. Mr Speaker, Government will, over the medium term, establish 32 new state-of-the-art TVET institutions across the country to address the infrastructure deficit to expand access and increase enrolment, as well as improve on capacity to run programmes that will culminate in equipping learners with skills that meets the needs of industry.

Accelerated Infrastructure Development

507. Mr. Speaker, infrastructure development is a long-term commitment which requires long-term financing.
508. We will aggressively pursue blended financing arrangements, leveraging funds from various sources including our development partners, philanthropists and private sector actors to finance mega infrastructure projects such as:
- Seaport and Airport to position Ghana as a regional logistics hub;
 - Road network in the country
 - Metro and light rail transit systems in Accra and Kumasi.
509. Over the last 30 years, the world has witnessed the breath-taking rise of sovereign wealth funds in Asia and Middle-East and their contributions to national development. Ghana has a unique opportunity, with the expected increase in oil production to reap rewards from its endowment of natural resources. A well-capitalised, actively managed savings fund, like Ghana Petroleum Funds (GPFs) and Ghana Infrastructure Investment Fund (GIIF) are instruments to support.

Science and Technology Development

510. Mr. Speaker, the foundation for industrialization is science and technology. Technological capability is the differentiator between developed and undeveloped countries. Government has therefore resolved that we must complement our advances in human capital in the education sector with a focused push to develop our national technological capability.
511. Mr. Speaker, towards this objective, Government, through the Ministry of Science, Environment, Technology and Innovation (MESTI) will establish the Ghana Design and Manufacturing Centre (GDMC). A centre of excellence in design, manufacturing and technology commercialization, GDMC will be a place for Design-for-Manufacturing and Assembly, and for manufacturing skills. The Centre

will also facilitate the incubation of new technological industries and serve as a resource for national research institutions and private industry.

Public Service Delivery

512. To achieve the delivery of these reforms and initiatives, government will also improve the efficiency of public service delivery by strengthening the automation of administrative services, enhance capacity for service delivery and support for digitization of Government’s operations including digital record-keeping and archiving.

PART B

SECTION FIVE: MDAs PERFORMANCE AND KEY PROGRAMMES FOR 2020 AND THE MEDIUM TERM

513. Mr. Speaker, the Medium-Term National Development Agenda is being implemented through the Plans of Sector Ministries, Departments and Agencies as well as District Assemblies. The 2019 budgetary allocations to MDAs and MMDAs were utilised to implement their respective programmes and operations as presented in their institutional budgets. In the same vein, the 2020 budgetary allocations are meant to support the implementation of the programmes and operations emanating from their medium-term plans.
514. This section highlights the performance of the sectors in 2019, as well as the programmes and operations planned for implementation in 2020. Selection of programmes and operations for 2020 were informed by lessons from the 2019 performance review of the sectors, and the potential contributions of these programmes to the attainment of our national vision and international commitments, particularly UN Agenda 2030 (SDGs) and AU Agenda 2063.

Administration Sector

515. The main focal areas are democratic governance, local government and decentralization, public accountability, public sector reforms, public policy management, international relations, development communication, civil society and civil engagement, and attitudinal change.
516. Interventions in the Administration Sector will contribute towards achieving the Sustainable Development Goals (SDGs) 1, 3, 4, 6, 8, 10, 12, 16, and 17; and AU Agenda 2063 Goals 2, 11, 12, 13, 15, 19, and 20, to ensure that the rights of every Ghanaian are protected and no one is left behind.

OFFICE OF GOVERNMENT MACHINERY

2019 Performance and outlook for 2020

Management and Administration Programme

517. Mr. Speaker, to enhance Ghana’s international image, H.E. the President hosted five Heads of State and 18 foreign dignitaries while six credentials were presented by High Commissioners and Ambassadors. In 2020, the Office will continue to host and receive credentials of High Commissioners and Ambassadors.
518. The Office will continue to maintain the Seat of Government and rehabilitate the Independence Square and the State House Banquet Hall.

Institutional Development Programme

519. Mr. Speaker, the Scholarship Secretariat introduced the Local Tertiary Scholarships for the payment of tuition fees (full/part) for 30,000 students in all accredited tertiary institutions, both public and private.

520. The Secretariat also commenced decentralization of the scholarship application process at the Metropolitan, Municipal, and District Assemblies (MMDAs) to ensure scholarship awards are based on need, accessibility and transparency. Support was also extended to the National Vocational and Technical Institute (NVTI) as well as the National Entrepreneurship Innovation Programme (NEIP) to incentivize vocational/technical training and entrepreneurship development in Ghana.
521. The Secretariat in collaboration with the Ministry of Food and Agriculture is implementing scholarship awards for the dependants of the 2018 National best farmers to serve as incentive to the farmers.
522. The Office of the Senior Minister developed the Public Sector Reform for Results Project (PSRRP), in its drive to implement the National Public Sector Reform Strategy (NPSRS) 2018-2023. The PSRRP is aimed at improving efficiency and accountability in the delivery of selected services by 16 front-line service delivery agencies including the Passport Office, Births and Deaths Registry, and Public Records and Archives Administration Department (PRAAD).

Investment Promotion and Management Programme

523. Ghana Investment Promotion Centre (GIPC) registered 72 new projects with foreign participation between January and June 2019. The estimated value of the newly registered projects was US\$134.52 million. The Foreign Direct Investment (FDI) component of this value was US\$123.26 million. The total initial capital transfers for the newly registered projects amounted to US\$47.72 million. The Centre also registered 30 Ghanaian owned projects valued at GH¢812.78 million.

Regulatory Services Programme

524. Mr. Speaker, the Internal Audit Agency reviewed 432 audit reports, 234 annual internal audit plans, signed 13 Charters, inaugurated 32 Audit Committees and provided on-site support to organisations within the public sector. In 2020, the Agency will continue to sensitize management of Covered Entities to sign and operationalize the Internal Audit Charters of their respective Internal Audit Units (IAUs) as well as review Internal Audit Reports and Annual Audit Plans.

HIV and AIDS Management Programme

525. Mr. Speaker, the Ghana AIDS Commission continued to lead the national response in the implementation of the National Strategic Plan 2016-2020 and intensified efforts at HIV prevention, HIV testing services, prevention of mother-to-child transmission, access to treatment and viral suppression among persons living with HIV and AIDS. The HIV prevalence rate was estimated at 1.69 percent in 2019 as compared to 1.72 percent in 2018 among the general population. The number of persons living with HIV on treatment was 113,171 out of which 54,538 viral load test were conducted and 36,226 were found to be virally suppressed.

526. Pursuant to the attainment of the 90-90-90 global target, the country at the end of 2018 had recorded 51-61-66 (51 percent of all persons living with HIV know their status, 61 percent of persons who know their HIV status are on antiretroviral treatment and 66 percent of persons who are on treatment have attained viral suppression.
527. GAC also revised the National HIV and AIDS Policy to reflect current programmatic priorities and international best practice. Seven key line MDAs as defined in the NSP 2016-2020 were supported to develop and/or revise their workplace HIV Policy.

OFFICE OF HEAD OF CIVIL SERVICE

PERFORMANCE FOR 2019 AND OUTLOOK FOR 2020

528. The Office of the Head of the Civil Service (OHCS), approved a total of 7,294 backlog promotions spanning the past two years (2018 -2019). For 2019, 3,794 promotions were conducted. Further to this, promotion related training programmes were conducted at GIMPA and the Civil Service Training Institutions for 1,656 staff. On-line recruitment (application and assessment) for over 4,200 applicants was completed. From 2020, the Service will implement on-line Staff Appraisal system for all staff and develop a mobile app for internal and external users of the Service’s human resource facilities such as recruitment, promotions, etc.
529. Mr. Speaker, in line with Pillar 6 of the National Public Sector Reform Strategy (2018 -2023), Digitised Public Sector Services and Systems, the Public Records and Archival Administration Department (PRAAD) completed digitisation of 1,000,000 sheets of archival documents from various Ministries and Departments and Agencies.
530. Mr. Speaker, the Office will update the OHCS HR database systems, manage and maintain the Graduate Entrance Exams, undertake online recruitment and e-appraisal as well as continue the promotion of 4,452 eligible officers in the Civil Service. Additionally, the Office will revise the Civil Service Act 1993 (PNDC law 327) and Regulations/Administrative Instructions including the Code of Conduct.

MINISTRY OF PLANNING

2019 Performance

531. The Ministry of Planning in fulfilling its mandate, sampled plans of 10 Ministries, Departments and Agencies (MDAs) and 10 Metropolitan, Municipal and District Assemblies (MMDAs) across the country as part of the process to assess the level at which the Coordinated Programme of Economic and Social Development Policies (CPESDP) was translated into sector and local development plans. The analysis of these plans revealed that the plans reflect the CPESDP.

532. The Ministry in collaboration with NDPC, facilitated the preparation of the report on Ghana’s Voluntary National Review of the SDGs, which was presented at the United Nations High Level Political Forum in New York, in July 2019.
533. The Ministry commenced the process of identifying bankable SDG projects among the various ministries. The ministry will cost the various SDG projects and appraise them to create an SDG project bank.
534. In 2020, the Ministry will establish SDGs Resource Centre, and collaborate with NDPC to report on performance and continue engagement with key stakeholders and interest groups on the dissemination and implementation of the SDGs and the Coordinated Programme.

MINISTRY OF MONITORING AND EVALUATION

2019 Performance and Outlook for 2020

535. Mr. Speaker, the Ministry organised an international “Evidence to Action” Conference of Monitoring and Evaluation at the University of Ghana which brought together participants from over 15 countries as well as renowned researchers. It also developed a revised results framework for the Government’s high priority programmes.
536. The Ministry developed a Draft National Monitoring and Evaluation Policy (NMEP) to bring focus and consistency in the conduct, use and dissemination of M&E data and information. It also initiated a process of developing an Evidence Gap Map intended to detail the available evaluation policies, programmes and projects in Ghana. In 2020, the Policy will be submitted to Cabinet for consideration and approval.
537. Mr. Speaker, in 2020, the Ministry will embark on real-time monitoring of Government flagship programmes in selected districts across the country to assess progress of implementation. It will also launch and operationalise the National Monitoring and Evaluation Policy.
538. Mr. Speaker, the Ministry will collaborate with the Ministry of Information to organise an innovative, transparent and inclusive forum termed “Results Fair” across the 16 regions of Ghana. The fair will provide an opportunity for the public sector to share information and receive feedback and suggestions from the public regarding the relevance, efficacy and sustainability of the flagship programmes.
539. In 2020, the Ministry will develop and roll-out a performance and results portal to monitor and evaluate the responsiveness and quality of services delivered by frontline agencies as well as progress of implementation and impact of the Government Flagship Programmes.

AUDIT SERVICE

2019 Performance and Outlook for 2020

540. Mr. Speaker, the Audit Service as part of its contribution towards the realization of the National Anti-Corruption Action Plan (NACAP), organized workshops to sensitize staff on their responsibilities. The Service also decentralized its budget to all the regions to enhance its oversight responsibility at the sub-national level.
541. The Service submitted 16 audit reports to Parliament before the end June Constitutional deadline, comprising nine main audit reports and seven special audit reports for the financial year ended 31st December, 2018. These reports were derived from the execution of 3,572 out of the planned 4,039 audits.
542. Mr. Speaker, the Service recovered a total of GH¢67,315,066.12 from individuals, public officers and institutions who were found to have committed financial infractions in the course of performing their duties. Additionally, 112 Disallowance and Surcharge certificates amounting to GH¢511,211,239.04 were issued by the Auditor-General.
543. Mr. Speaker, in 2020, the Service will audit 5,000 entities in line with its risk profile. In addition, the Service will roll out the Audit Management Information System (AMIS) for audit planning, execution and reporting to increase the overall quality of audits.

PUBLIC SERVICES COMMISSION

Performance in 2019 and Outlook for 2020

544. Mr. Speaker, the Commission continued with the implementation of the Human Resource Management Information System (HRMIS) and rolled out the system to four MDAs, namely the Economic and Organised Crime Office (EOCO), Food and Drugs Authority (FDA), National Board for Technical and Vocational Education (NABTEX) and the Ghana Regional Appropriate Technology Industrial Services (GRATIS) Foundation bringing the total to 63.
545. The Commission conducted HR Audits in the Securities and Exchange Commission and the Ghana Standards Authority. The HR Audit provided data to feed into the HRMIS for the determination of establishment ceilings for public service organisations to improve position management module of the Human Resource Management Information System (HRMIS) under the Public Financial Management Reform Project (PFMRP).
546. The Commission will roll out the HRMIS to the rest of the MDAs by the end of 2020 and extend the HR Audit to the remaining public service organisations.

ELECTORAL COMMISSION

2019 Performance

547. Mr. Speaker, in readiness for the 2019 District Assembly and Unit Committee Elections (DAE and UCE) and Referendum, the Electoral Commission has since the beginning of the year triggered almost all the activities that will lead to the successful conduct of the elections and the referendum, including amendment of Article 55 (3) of the 1992 Constitution. In specific terms, the Commission began with the limited registration of voters who had attained the age of 18 in July 2019 at all our district offices and selected electoral areas, and continued with the exhibition of the voters register in all the 30,818 polling stations.
548. The process for the nomination of candidates for the District Level Elections (DLE) ended on 11th October 2019. The printing of the Notice of Poll and the printing of the ballots for the DLE are scheduled for completion by 15th November and 4th December, 2019 respectively. The platform mounting for the DLE, which will enable candidates to tell voters what they will do for them in case they are elected, is scheduled from 1st December to 14th December 2019. The Commission has however completed the printing of the ballots for the referendum.
549. The Commission has engaged critical stakeholders such as youth groups, women, persons with disability, and the visually impaired on the importance of the electoral process and more specifically the upcoming elections and referendum. Those selected for these engagements were expected to also engage their individual groups. Additionally, about 200,000 temporary staff have been engaged, and training started on 7th October 2019. All training for operatives for the elections and referendum will end on 4th December 2019.
550. The nationwide publicity for the elections and referendum started on 8th November 2019, and it is expected to be intensified by the middle of November. The Commission has identified over 60 radio and television stations throughout the country for publicity. Street announcers will begin announcements from 21st November 2019. There is collaboration between the Electoral Commission and the National Commission for Civic Education (NCCE) on several levels to ensure intensive public education on the elections and referendum.
551. The Commission also held the following activities to enhance stakeholders' participation and confidence in the electoral process:
- Monthly Inter-Party Advisory Committee (IPAC) meetings;
 - Nationwide Consultative fora to engage stakeholders on implementation of the Representation of Peoples' Amendment Act (ROPAA);
 - Commencement of the procurement of a modernized Biometric Voter Registration System; and
 - Commencement of the building of a modern Data and Disaster Recovery Centre.

552. Mr. Speaker, in 2020 the Commission will conduct the General Elections which will be preceded by:
- Nationwide registration of voters;
 - Exhibition of the Voters Register;
 - Voter and Electoral Education on the Elections; and
 - Engagement with key stakeholders.

MINISTRY OF FOREIGN AFFAIRS AND REGIONAL INTEGRATION

2019 Performance and Outlook for 2020

553. Mr. Speaker, pursuant to Regulations (93) of the Civil Service Law 1993 (PNDCL 327), the Ministry commenced the implementation of its Foreign Service Regulations, which updated the conditions of service of Foreign Service Officers, modernized human resource practices and brought the Foreign Service Regulations in line with international best practice.
554. The Ministry in conjunction with the Office of the President and the Ministry of Trade and Industry spearheaded the campaign for Ghana’s candidature to host the Secretariat of the Africa Continental Free Trade Area (AfCFTA). Ghana mounted a vigorous bid campaign, including visits by the President’s Special Envoys to several African countries. Consequently, the African Union Heads of State and Governments on 7th July 2019 in Niamey, Niger approved the candidature of Ghana to host the Secretariat of the AfCFTA, its first African Union institution.
555. Mr. Speaker, Ghana continues to enjoy international goodwill due to its enviable political, democratic and rule of law credentials. To this end, the country in 2019 played host to a number of high profile visits. H.E. Nana Addo Dankwa Akufo-Addo, President of the Republic and other high profile personalities from Ghana also visited several countries.
556. H.E. Nana Addo Dankwa Akufo-Addo, President of the Republic took the opportunity of his visit to the Caribbean to invite people of African descent to participate in activities planned for the “Year of Return” marking the 400th anniversary of the arrival of the first enslaved Africans to the Americas in 1619.
557. The outcome of the visit also included a request by Barbados for the supply of over 375 Ghanaian nurses to make up for the shortage of nurses in the hospitals and healthcare centres in Barbados, as well as the signing of Air Services Agreement with Guyana, St. Vincent, the Grenadines and Barbados.
558. Mr. Speaker, Ghana also signed a number of MoUs during the President’s official travels, among others, with car manufacturing giants such as Toyota, Nissan, Sino Truck and Volkswagen and a host of multinational companies (building factories) in Ghana.

559. Additionally, the Ministry signed visa waiver agreements with Malta, Jamaica, Angola, Guyana and Suriname which when ratified will exempt officials from both countries carrying Diplomatic, Service and Official passports from applying for visa when entering each other’s country.

Passport Administration Programme

560. Mr. Speaker, the Ministry extended Passport Applications Centres (PACs) to eight regional capitals, established the Premium Passport Application Centre, overhauled passport processing equipment and extended the validity of passports from five to 10 years. The Tema and Koforidua Passport Application Centres (PACs) are operational providing online passport application services.

561. An additional Biometric Passport Centre was established at the Ghana Embassy in Tokyo, Japan, bringing to seven the number of Ghana Missions abroad providing biometric passport services.

562. Mr. Speaker, the Government under H.E. The President Akufo-Addo prioritises the development of economic opportunities in Ghana’s foreign policy by opening up markets for Ghanaian exports and attracting Foreign Direct Investments (FDIs) into the country. Economic diplomacy has thus become a central focus in the implementation of the Ghana Foreign Policy to take advantage of the country’s huge economic and trade potentials.

563. Mr. Speaker, Ghana Embassies abroad also facilitated inward investment into Ghana, promoted Ghana’s export, trade and marketed Ghana’s tourism potentials. The Ministry and its Missions abroad also engaged a number of friendly governments for several official cooperation arrangements including concessionary financing. To this end, the Ministry in collaboration with partner MDAs organised trade and investment activities to aggressively promote “Made-in-Ghana” goods and services as well as attract the needed FDIs for Ghana’s industrialisation agenda.

564. Mr. Speaker, in 2020 the Ministry will embark on the following activities among others:

- modernization of the new Passports Office;
- migration of machine readable passports to biometric passports in all missions abroad;
- establishment of PACs in six new regions;
- hold at least six Permanent Joint Commission for Cooperation (PJCC) and Political Consultations with other countries;
- participate in all statutory meetings of the United Nations, African Union, ECOWAS, Commonwealth and other international organisations with the view to enhancing Ghana’s international image and influence;
- strengthen the management and governance of migration and related matters, including sustainable reintegration; and

- develop a proposal for the creation of a US\$2 million Consular Emergency Fund for destitute Ghanaians abroad.
- Collaborate with the Ministry of Trade and Industry and other relevant stakeholders in the implementation of the AfCFTA

MINISTRY OF FINANCE

2019 PERFORMANCE AND OUTLOOK FOR 2020

Economic Policy Management Programme

565. Mr. Speaker, Ghana successfully concluded the International Monetary Fund’s Extended Credit Facility Programme in April 2019. The immediate effect was that an amount of US\$185.2 million was accessed, bringing the cumulative disbursement to US\$925.9 million. Notwithstanding the completion of the IMF programme, Ghana’s working relationship with the IMF will continue with technical policy reviews under the Annual Article 4 Consultations.
566. To entrench the gains made under the programme and to better address Macro-Fiscal challenges, the Ministry led the process of operationalizing the Fiscal Responsibility Act which subsequently led to the establishment of the Fiscal Responsibility Advisory Council. In the same vein a Financial Stability Council was also established to improve regulation and mitigation of risks in the financial sector.
567. In addition, the Economic Policy Coordination Committee (EPCC) was also reconstituted and given legal backing in the new PFM regulations (L.I. 2378). The EPCC, co-chaired by the Finance Minister and the Governor of the Bank of Ghana, will ensure effective coordination and implementation of macro-fiscal policies and resolve economic management challenges.
568. Mr. Speaker, in fulfilment of the pledge to strengthen the governance framework for State-Owned Enterprises (SOEs), the State Interests and Governance Authority Act, 2019 (Act 990), was enacted and the Board duly inaugurated.
569. In expectation that this new arrangement will anchor the needed reform and transformation of SOEs, the Ministry in 2020, will collaborate with the State Interests and Governance Authority (SIGA) to undertake the following activities:
- Develop Regulations to operationalize the SIGA Act;
 - Finalize the State Ownership Policy, Guidelines and Performance Management Framework for the SOEs sector;
 - Prepare the Annual State Ownership Report as enshrined in the Public Financial Management Act, 2016 (Act 921); and
 - complete the verification and valuation of assets of over 40 defunct and inactive SOEs.
570. In 2020, the Ministry will continue to coordinate activities for the submission of the Ghana Asset Management Corporation (GAMCORP) Bill to Parliament for consideration and passage into law. The Bill when passed is expected to put in

place the necessary framework to enhance the State’s capacity in the management and utilization of its assets.

571. Mr. Speaker, to improve the quality and delivery of public investments, and ensure effective public investment programming for the medium term, the Ministry in 2019 initiated the process of developing a comprehensive regulatory framework for public investment management including PPPs.
572. In 2020, the Ministry will consolidate progress made towards enhancement of the legal and institutional framework as well as technical capacity for effective public investment management through the enactment and implementation of regulations for public investment management and the PPP bill. The Ministry will also operationalise the Integrated Bank of Projects System to improve the linkage between development plans, projects and the annual budget.
573. In order to facilitate the receipt of higher returns on petroleum funds, Government proposes to amend the PRMA Act 2015. The amendment is expected to support the diversification of investment instruments for the Ghana Petroleum funds to include equities and other high yielding assets.
574. Mr. Speaker, the National Statistics System was invigorated with the passage of the Statistics Act 2019 (Act 1003). In 2020, a vigorous sensitization programme will be undertaken to ensure that the producing, coordinating and consuming stakeholders are well positioned to effectively play their roles in accordance with relevant provisions of the Act.
575. The Ghana Statistical Service as part of its preparations for the next Population and Housing Census, undertook the mapping out of enumeration areas in 130 out of 260 districts and completed the first phase of the trial census. The second phase of the trial census is scheduled for completion by year end.
576. The Census of Agriculture was concluded in 2018. The listing report has been released, while the main report is expected to be published by December 2019.
577. Mr. Speaker, in line with best practice, the Ghana Statistical Service rebased the Consumer Price Index (CPI) in August 2019. The rebased CPI series used 2018 as the base year compared to the previous base year of 2012. The number of items in the basket increased from 267 in the old basket to 307 to make the basket of goods more representative of consumer purchases.
578. Mr. Speaker, to deepen financial inclusion and further enhance financial sector development, the Ministry commenced the implementation of the Ghana Financial Sector Development Project, which was designed based on the National Financial Inclusion and Development Strategy. In 2020, the key activities to be pursued under the project include:

- development of a framework for the establishment of a domestic Credit Rating Agency;
 - conducting a Financial Services Survey;
 - developing and rolling out an agency banking network under the ARB Apex Bank; and
 - financial education deepening and consumer protection.
579. As part of efforts to develop capabilities of the various regulators for the sector, a 10-year Capital Market Master Plan was finalized. The Securities and Exchange Commission (SEC) will lead the implementation of the Plan in 2020.
580. Mr. Speaker, the Ghana Incentive-Based Risk Sharing System for Agricultural Lending (GIRSAL) has been operational since July 2019 with a full functioning board, management and staff. It has subsequently signed a Master Agreement with six financial institutions and issued guarantee cover to leverage loans to the tune of GH¢15 million from financial institutions to a number of agribusinesses. It is currently assessing and working with financial institutions, to leverage an additional GH¢60 million of loans to potential agribusinesses by the end of the year.
581. Some of the agribusinesses being financed under the scheme include, processing of agricultural commodities, aggregation of grains and cereals, production and export of horticultural products, poultry, and input supplies to support production related activities.
582. Mr. Speaker, Ghana joined the World Bank-supported Human Capital Project (HCP). The Project is expected to enhance country engagement and analytical work, while raising awareness on human capital investment. In 2020, the Ministry of Finance will lead other national stakeholders to improve coordination of all human development-related programmes and support coherent implementation of policies.

Revenue Mobilisation and Management Programme

583. Government revenue focus for 2019 was on reforming the revenue institutions, intensifying compliance measures and continued broadening of the tax net while ensuring that the tax regime is competitive within the sub-region.

Tax Policy Reforms

584. In line with these objectives the following specific policy interventions were undertaken in 2019:
- Support to the local textile industry with the extension of the tax stamp policy to cover textiles in order to curb smuggling and support local textile manufacturers by zero-rating VAT on sales of locally manufactured textiles to make them more affordable;

- Alignment of the tax free threshold for personal income taxes with the national minimum wage, reduction of the top marginal rate to 30 percent from 35 percent and removal of the luxury vehicles levy;
- Increase in the Communication Service Tax (CST) and energy sector levies to support the development of a viable technology ecosystem in the country, and help bridge the financing gap in the downstream oil sector; and
- Submission of the Tax Exemption Bill to Parliament with the objective of streamlining the tax exemptions regime and reducing abuse.

Tax Administration Reforms

585. Government strategy for improving tax administration is through the automation of current tax operations and procedures: reviewing tax laws to plug revenue loopholes; improving tax compliance; changing tax culture; and expanding the tax base.
586. Mr. Speaker, the Ghana Revenue Authority (GRA) was re-invigorated with the appointment of a new Board Chairman, three new commissioners and the introduction of initiatives to improve efficiency, promote high ethical standards and strengthen performance management systems within the Authority.
587. Major technological initiatives undertaken include: expansion of systems for Online Tax Identification Number (TIN) registration; introduction of the Integrated Tax Application and Preparation System App (iTAPS) for e-filing by individual tax payers; and deployment of an Integrated Management System for customs administration.
588. Mr. Speaker, GRA was assigned about 5,000 NABCO interns who were leveraged to support the TIN registration exercise. The interns were also deployed to assist with taxpayer education and field operations in all the GRA offices across the country.
589. The GRA as part of the compliance drive also launched a prosecution policy and manual to provide updated guidelines and processes to prosecute tax defaulters and all other persons who infringe the tax laws.

Outlook for 2020

590. Mr. Speaker in 2020 the Ministry will pursue measures to ensure that domestic resource mobilisation provides fiscal self-reliance and the sustainability needed to promote economic growth.
591. To address the challenges of domestic revenue mobilisation, Government will conduct a holistic review of the existing system and the entire taxation infrastructure. Government will leverage the resultant review to develop a medium term revenue policy and strategy. The ensuing reforms will place a premium on partnerships with the private sector in providing solutions to our revenue mobilization efforts.

592. Technology will continue to be the foundation of future reforms, with the objective of full automation of revenue functions and processes to ensure efficiency and transparency in revenue administration. We will provide digital payment platforms to enable the public pay for government services and taxes at their convenience.
593. The Ghana Revenue Authority (GRA) occupies a critical position in the economy and is responsible for approximately 70 percent of domestic revenues. After 10 years of integration, Government is ready to carry out the next generation of reforms in revenue administration.
594. A transformation programme centred around the three main themes of People, Technology, and Service will be structured with the new leadership of the GRA to create a ‘NEW GRA’ that will reflect the very best of efficiency and productivity.
595. All these initiatives are expected to significantly enhance revenues and transform GRA into a world-class institution in the coming year and beyond.
596. Mr. Speaker, as part of measures to improve the governance of Internally Generated Funds (IGF) of Ministries, Departments and Agencies (MDAs), the agreement under which selected banks were engaged to collect IGF on behalf of various MDAs was reviewed and signed for another year. Banks that were not compliant with the terms of the agreement were duly sanctioned.
597. A draft comprehensive national policy on IGF was developed to strengthen the regulatory framework on the collection, accounting and reporting of IGF of MDAs, MMDAs and other statutory bodies. Steps are currently under way to convert the Policy into a law under the Public Financial Management Act, 2016 (Act 921).
598. Mr. Speaker, to further improve the implementation of the Earmarked Funds and plug revenue leakages, an electronic system will be developed and deployed to track all IGF collections and lodgements into designated accounts on real time basis.
599. Steps will be taken to sensitize the public to make all payments due Government through a Single Digital Payment Platform being developed as part of measures to improve Domestic Revenue Mobilization.

Public Debt Management Programme

600. Mr. Speaker, in line with the macro-fiscal framework and in accordance with the Public Financial Management Act, 2016 (Act 921), the Ministry updated and published the 2019- 2022 Medium-Term Debt Management Strategy (MTDS). The 2020-2023 MTDS is currently under preparation and will be published in December 2019. The 2021-2024 MTDS will be prepared and published by end 2020.

601. To improve transparency and accountability of debt management operations, the 3rd edition of the Annual Public Debt Report for the 2018 financial year was published. The 2019 Public Debt Report will be prepared and presented to Parliament in March 2020.
602. In addition, the Ministry will continue to actively engage investors and market participants through monthly and quarterly town hall meetings, conference calls and investor presentations with Primary Dealers and key market players. The meetings will focus on market developments, financing plans, financing operations and investor views, as well as performance of the Primary Dealer system.
603. Furthermore, the Ministry will also embark on periodic domestic roadshows to strengthen the investor base and allow local investors to build their domestic market presence. In addition, all notices and data related to Government securities will be made available on the Ministry’s website and updated regularly to improve communication with market players and ensure ease of access to vital information.

Submission of Status of Implementation of Audit Recommendations

604. Mr. Speaker, in ensuring accountability and transparency in the use of public funds, Section 88 (2) (b) of the Public Financial Management Act 2016 (Act 921) enjoins all covered entities to prepare annual statements showing the status of implementation of Audit recommendations, and forward same to the Minister for Finance, Parliament, Office of the President and the Auditor-General within six months after the end of each financial year.
605. In the 2018 Fiscal year, 43 covered entities submitted their reports as compared to 14 in 2017. Even though the submission rate increased in 2018, it is still significantly low. The Ministry has established a system to review all reports submitted and pursue follow up actions with the ultimate objective of strengthening the control environment in the public financial management eco-system.
606. In this regard all covered entities are urged to take immediate steps to comply with the requirements of Section 88 of the PFM Act 2016 and more importantly take all corrective actions recommended in the various audit reports.

MINISTRY OF LOCAL GOVERNMENT AND RURAL DEVELOPMENT

**2019 Performance and Outlook for 2020
Decentralisation Programme**

607. Mr. Speaker, in strengthening decentralization, a Bill for the amendment of Article 55 (3) of the 1992 Constitution to pave way for the introduction of multi-party local government system in Ghana was approved by Cabinet. The Bill was forwarded to Parliament and the Council of State for advice to be published in the Gazette. It matured on 24th May 2019, and was laid in Parliament for the first reading on 28th May 2019. It was referred to the Electoral Commission for a referendum to be held on 17th December, 2019.

608. Additionally, the Bill for the amendment of Article 243 (1) on appointment of MMDCEs by the President is at the second reading stage, awaiting approval by Parliament.
609. Mr. Speaker, the Ministry organised training for the staff of the Information Service Department (ISD) at the Regional and District levels to educate people on the District Level Elections and the National Referendum. Equally, to show support of Civil Society Organisations (CSOs) for the Referendum and election of MMDCEs, a coalition of CSOs was launched.
610. In 2020, the Ministry will carry out post referendum review of relevant legislations to facilitate the process for the election of MMDCEs and inaugurate all MMDAs. It will also facilitate the passage of the new Local Government Finances Bill.
611. Mr. Speaker, the Ministry developed a digital platform to simplify the issuance of Business Operating Permits (BOPs), in all the 29 districts in the Greater Accra Region. The System was integrated with the eServices platform of the Registrar General’s Department (RGD).
612. Mr. Speaker, the Construction Permit Software developed for AMA and TMA under the Business Enabling Environment Project will be deployed to five Municipal and Districts Assemblies within the Greater Accra Region. Furthermore, the District-Level Revenue (dLRev) Software, which administers all revenue items and has additional features that can interface with the GIFMIS, will be deployed to 83 selected MMDAs across the country.
- Local Level Development and Management Programme**
613. Mr Speaker, the Ministry through the Department of Community Development trained 4,445 youth in Technical and Vocational skills in 25 Community Development Vocational and Technical Institutes (CDVTIs).
614. Furthermore, 331 out of 500 beneficiaries graduated from 11 CDVTIs across the country and an additional 367 beneficiaries were registered, and are receiving skills training in various communities.
615. The Ministry, in collaboration with Clean Cooking Alliance and World Education Incorporated, adopted community action to increase the use and access to clean fuels and stoves through the School Feeding Programme. To demonstrate a cleaner and more efficient way of using fuels, 40 fuel efficient institutional stoves were distributed to 10 pilot schools across Southern and Northern Ghana.
616. Mr Speaker, in 2020, the Department of Community Development will retool and upgrade two CDVTIs to provide technical and vocational education and train 3,000 youth.

617. In 2020, the Department of Parks and Gardens will maintain 1,600,000 m² of landscape sites in selected cities and towns in the country. Government and other corporate institutions will assist the Department to rehabilitate the Aburi Botanical Gardens into an Eco-tourism site.
618. Mr. Speaker, under the guidance of the Ministry of Local Government and Rural Development, the Kumasi Metropolitan Assembly was assisted to set up a Special Purpose Vehicle (SPV) to manage the Kumasi Central Market. The Kumasi City Markets Limited will ensure proper operation and maintenance of the completed market. The Board of the SPV was inaugurated in March, 2019 and subsequently signed operation and maintenance agreements with private entities to provide security, janitorial services, etc. in the market.
619. Similarly, a comprehensive decanting management plan which outlines procedures for relocation of traders into the completed market is being implemented. In line with this plan, KCML allocated the shops to all traders from the then Kejetia market and others from the Central Market.
620. Mr. Speaker, the Phase II of the redevelopment of Kumasi Central Market commenced with sod-cutting by H.E. the President in May, 2019. The completion of the Phase II of the redeveloped market will provide 6,500 leasable commercial spaces, 5,400 closed stores, 800 kiosks and create between 800 to 900 direct and between 2,000 to 2,500 indirect jobs.
621. The Ministry, in collaboration with the Land Use and Spatial Planning Authority (LUSPA) and the Ghana Post, sensitized 260 MMDAs and stakeholders on the implementation of the National Digital Property Addressing System (NDPAS), Street Naming and Ghana Post GPS. In 2020, the Ministry will complete the implementation of the street naming exercise and harmonise it with the Ghana Post GPS across the country.
622. Mr Speaker, the Ministry through the Ghana Productive Safety Net Project (GPSNP) will strengthen safety net systems and productivity by providing the extreme poor households with income earning opportunities, through the maintenance or rehabilitation of rural assets and sustainable livelihood activities. In 2020, the Ministry will train 25,000 extreme poor households in sustainable livelihood activities and provide them with start-up grants.
623. Additionally, temporary employment will be provided to 47,987 extreme poor persons, to be engaged in Labour Intensive Public Works (LIPW), in 80 districts. Through the LIPW, 160 small earth dams and dugouts, and feeder roads with total length of approximately 280km will be constructed.
624. The Ministry through the Ghana Secondary Cities Support Programme (GSCSP) will provide incentives for 25 Municipal Assemblies (MAs) to improve their performance as city managers and for regional and national institutions to provide

the MAs with the support needed for effective urban management and service delivery.

625. In 2020, based on the participating MAs performance under the Annual Performance Assessments, an amount of GH¢196,877,626 will be transferred to cover implementation of their approved urban development projects.

Births and Deaths Registration Programme

626. Mr. Speaker, as part of efforts to improve statistics for national planning, the Ministry through the Births and Deaths Registry registered a total of 338,966 births against a target of 879,438, representing 39 percent coverage. It also registered 29,487 deaths against a target of 307,955, representing 10 percent coverage as at July 31, 2019. The Ministry completed consultations on the Revised Births and Deaths Bill.

627. In 2020, the Birth and Death Registry will be provided with mobile and web-based application to strengthen its capacity to carry out its responsibilities. In addition, it will also be provided with transport for its field staff to register births and deaths and digitise its old records. The Registry will register an estimated 710,145 out of an expected 887,681 new births to increase its coverage to 80 percent and register an estimated 94,696 out of an expected 315,654 deaths to increase its coverage to 40 percent.

Local Government Service

628. Mr. Speaker, five Capacity Building programmes for LGS Staff (OHLGS, RCCs & MMDAs) were organised for all HR staff in the LGS covering areas in salary administration, budgeting processes in the Public Service, communication and reporting skills, handling of labour and industrial relations, organisation of training programmes and performance management within the Service for 500 participants.
629. The Office of the Head of Local Government Service (OHLGS) developed eight operational manuals for the Agriculture, Social Welfare & Community Development, Works, Physical Planning, Roads, Statistics, Transport and Waste Mgt. departments of the Assemblies.
630. The Service recruited 2,290 staff into various classes of the LGS. To address salary related issues of employees, a salary administration was undertaken through which 2,393 staff salary issues were addressed. In addition, 658 staff of various classes in the Service were promoted out of 1,500 applications received. During the same period, 617 staff were upgraded or converted out of 800 applications.
631. Mr. Speaker, to enhance effective and efficient service delivery and the deepening of Local Governance and Decentralization in Ghana, the LGS seeks to implement the following key activities among others in the year 2020:

- Review current schemes and condition of service and develop new conditions of service for LGS staff;
- Sign 2020 Performance contract agreements (RMs with RCDs and MMDCEs with MMDCDs);
- Develop new operational manuals and print copies of six operational manuals for the establishment and effective functioning of the Departments;
- Publish, disseminate and sensitize staff on the LGS Information Technology Policy;
- Roll out the new HRMIS to all levels of the LGS; and
- Review of Protocols: Conditions of Service, Code of Conduct and Human Resource Management Operational Manual.

NATIONAL MEDIA COMMISSION

2019 PERFORMANCE and 2020 OUTLOOK

632. Mr. Speaker, the Commission received 25 complaints from January to August 2019 out of which 15 were resolved with 10 pending. In accordance with the NMC Regulations, 1994, L.I. 1587(Complaints Settlement Procedure), the Commission will continue to play the role of a mediator in all complaints received against the media as well as enforce media standards in 2020.
633. In addition, members of the NMC will be deployed to the regions to assess pre-election activities and other media-related issues in the regions. This activity will be undertaken in collaboration with the Regional Media Advisory Councils. The Commission will continue to organize public, media and stakeholder fora on the Digital Migration to collate views for the Content Policy in the remaining regions. The Commission will deploy key officials to educate and broaden the understanding, scope and perspective of the migration process with Journalists and the Public.

NATIONAL DEVELOPMENT PLANNING COMMISSION (NDPC)

2019 Performance and Outlook for 2020

634. The Commission coordinated and monitored the implementation of the Medium-Term National Development Policy Framework (MTNDPF: 2018-2021) *An Agenda for Jobs: Creating Prosperity and Equal Opportunity for All* in 2019. The Commission prepared the first assessment report on the Agenda for Jobs—the 2018 Annual Progress Report (APR), and reviewed sector and district annual progress reports which served as input to the national APR. The review continues to be the main avenue for improving the quality of sector and district APRs, as well as the M&E systems as a whole, and also assess the status of implementation of their plans.
635. Mr. Speaker, significant progress is being made in our decentralised planning endeavour. In accordance with the National Development Planning System Act, Act 480 and National Systems Regulation, 2016, (L.I. 2232), 25 Ministries,

Departments and Agencies (MDAs) and 197 Metropolitan, Municipal, Districts Assemblies (MMDAs) submitted their medium-term development plans for 2018 to 2021, which were all reviewed and found to be in conformity with the national development objectives.

636. Mr. Speaker, the National Development Planning Commission initiated a monthly national development forum to discuss pertinent national development issues, with inputs from experts, technocrats and the general public. These viewpoints contribute to developing policies and strategies to address development issues, influence discourse on national priorities and improve ownership of the development agenda by Ghanaians, and promote critical thinking about the prognosis for a drastic transformation of our economy and the society at large.
637. Mr Speaker, with the full integration of the sustainable development goals (SDGs) and the African Union’s Agenda 2063 into the Medium-Term National Development Policy Framework, Ghana is implementing these international commitments as part of the national development agenda. The Commission continued its efforts in coordinating the implementation of the SDGs with a special focus on awareness creation and training on the SDGs in four regions, namely Greater Accra, Central, Ashanti and Northern Regions. The target groups for the awareness creation were school and street children, market women, fisher folks, and small holder farmers. Further, 40 media houses were trained on Ghana’s implementation arrangement, sources of information and data for reporting, and linking of media reportage to the SDGs.
638. Mr. Speaker, additionally, the Commission prepared Ghana’s Voluntary National Review report on Ghana’s progress with the implementation of the 2030 Agenda on Sustainable Development Goals using an inclusive process that ensured the participation of various stakeholders, and representing different segments of society, including government, civil society organisations, traditional authorities, media, parliament, development partners, youth, and children. The report was presented at the High Level Political Forum on Sustainable Development at the United Nations, New York in July 2019.
639. In recognition of his efforts in mobilising the support of Africa leaders and the businesses for the SDGs, the Secretary-General of the United Nations, has renewed the appointed of H.E. Nana Addo Dankwa Akufo-Addo as co-chair of the Eminent Group of SDGs Advocates. The appointment took effect on 1 January 2019 and will end on 31 December 2020.
640. Under the leadership of H.E. Nana Akufo-Addo, CEOs of leading businesses have come together to form the SDGs Advisory Group with the aim of mobilising private sector support for SDGs. The group has set up the SDGs Delivery Fund to finance “quick wins” to help advance efforts towards achieving the SDGs. The fund is to be sourced from a percentage of the Corporate Social Responsibility resources of the private sector and is expected to generate about US\$100 million a year. A

Green Fund is also being set up to raise US\$100million in the first two years to advance the course of SDG7 – affordable and clean energy.

641. The Commission in collaboration with the Bank of Ghana, the Ministry of Finance and the Ghana Statistical Service, with technical support from the United Nations Economic Commission for Africa, has completed the beta version of macroeconomic model. The model was demonstrated to the Ministry of Employment and Labour Relations on the possible effect of various macroeconomic interventions on employment and how to track and report on job creation in Ghana.
642. The Commission continued efforts to coordinate the initiative for Food and Nutrition Security in Africa (IFNA) by providing technical support to fifteen Metropolitan, Municipal and District Assemblies (MMDAs) who are required to prepare anaemia reduction plans that would be incorporated into their Medium-Term Development Plans (MTDPs) for 2020-2021. These MMDA anaemia reduction plans advocate for the use of food-based interventions to address anaemia.
643. In 2020, it is anticipated that the Economic model will be fully rolled out, with training provided to all relevant stakeholders. This model will actively support forecasting and long-term planning to better equip sectors and districts to implement their plans. The Ghana at 100 perspective plan will also be disseminated to guide long term planning and implementation.
644. The Commission will continue to coordinate and monitor the implementation of the Medium-Term National Development Policy Framework (MTNDPF: 2018-2021) *An Agenda for Jobs: Creating Prosperity and Equal Opportunity for All* in 2020. The Commission will prepare the second progress report on the implementation of Agenda for Jobs—the 2019 Annual Progress Report (APR), and review sector and district annual progress reports which will serve as input into the national APR.
645. The Commission will initiate the process of preparing the next medium-term national development policy framework from 2022 to 2025, in order to meet the requirements of L.I. 2232. Preparations towards the next planning cycle will also be initiated.
646. The Commission will continue to organise monthly national development fora on key national development issues, and also organise such fora in the regions. Policy briefs will also be published to inform national development planning and strategy.

MINISTRY OF INFORMATION

2019 Performance and Outlook for 2020

647. Mr. Speaker, to ensure transparency and accountability in governance, the Right to Information (RTI) Bill was passed into Law in March, 2019. This law will operationalise article 21(1)(f) of the Constitution which mandates access to official information. The Ministry also sensitised all Chief Directors, Regional Coordinating Directors and the relevant stakeholders on the successful implementation of the RTI Law. In 2020, the Ministry will commence a full-scale implementation of the RTI Law.
648. The Ministry organised five Regional Town Hall Meetings (including two in the diaspora - London and Washington), one National Policy Summit, 22 Meet-the-Press Events, 57 Ministers Press Briefings, 12 ‘**#AsktheInfoMinistry**’ as well as organised six Regional Tours to inform and engage the media and citizens on major Government policies, programmes and projects.
649. In accordance with government’s quest to improve partnership building with relevant stakeholders and promote good governance, the Ministry will organise four National Policy Summits, 20 Regional and Diaspora Town Hall Meetings, 104 Ministers Press Briefings, 34 Meet the Press Series, 12 Ghana@Work Campaigns and 50 “**#AsktheInfoMinistry**”.
650. Mr. Speaker, the Information Services Department (ISD) carried out a Public Education Campaign on the National Identification Exercise and key government policies. The ISD produced 193 situational and 91 reaction reports on public reaction towards government policies and programmes across the regions/districts.
651. In 2020, the Ministry will continue to pursue the application of a development communication model to communicate government flagship programmes aimed at securing wide public commitment and support.

MINISTRY OF PARLIAMENTARY AFFAIRS

2019 Performance and Outlook for 2020

652. Mr. Speaker, the Ministry undertook major programmes on good governance, the performance of Parliament, the implementation of the Right to Information Law (RTIL) and measures to curb political vigilantism in Ghana. It also engaged the Electoral Commission and the National Commission for Civic Education on critical aspects of Ghana’s democratic development.
653. In addition, the Ministry engaged political parties and other national stakeholders on how to tackle the excessive deployment of money (monetization) in Ghanaian politics to deepen democratic governance.

654. In 2020, the Ministry will continue to support the strengthening of the capacity of Parliament to exercise oversight, assist independent governance institutions to perform their functions effectively and enhance the participation of civil society organisations and political parties’ in national development. It will also support the strengthening of other anti-corruption institutions and security services to perform their functions effectively as well as assist in building the capacity of the media to play a watchdog role in national development.

PARLIAMENT OF GHANA

2019 Performance and Outlook for 2020

Parliamentary Business Programme

655. Parliament, the Legislative Arm of the State, in the discharge of its constitutional mandate, held 87 Plenary Sitzings, passed 11 Bills into Law, approved 15 Legislative Instruments (L.I.s), 16 International Agreements, and 143 Reports from the Committees of the House on operations of Ministries, Departments and Agencies (MDAs), among others.
656. Parliament also admitted 175 parliamentary questions in the oversight function and 92 Statements presented by Members dealing with key policy issues of governance, project management and the economy. The Committees of Parliament also undertook six monitoring visits to see at first hand the progress of implementation of selected projects approved in sector budgets.
657. Mr. Speaker, the Public Accounts Committee held 19 public hearings in nine regions to consider and report on the Auditor-General’s Report, on the Public Accounts of Ghana (Consolidated Fund) for the years ended December, 2015 and 2016, and the Public Accounts of the District Assemblies Common Fund for the years ended December, 2015 and 2016.
658. In line with the National Anti-Corruption Action Plan (NACAP), recommendations of the Public Accounts Committee were implemented, resulting in the recovery of an amount of GH¢862,696.52.
659. The digitisation of the production of the daily Hansard was completed and the extension of the “Table Office” Management Information Systems (TOMIS) to all the parliamentary premises is currently on-going under the e-Parliament Project. In addition, Parliament is working with the Centre for Geographic Information Systems of the University of Ghana to extend the coverage of the oversight tool (Web-Based GIS Database Application) to 50 more districts.
660. Mr. Speaker, the Parliamentary Infrastructure Project is 80 percent complete. The Rt. Hon. Speaker officially launched the Budget and Fiscal Analysis Office, which is expected to support the work of Parliament with expert analysis of policy proposals. The Legal Services and Drafting Department was established to assist MPs in introducing Private Members’ Bills.

661. In 2020, Parliament will continue to discharge its constitutional obligation in the areas of Legislation, Financial Control, Oversight, Ratification of loans and other international businesses, agreements and treaties as well as representation. The recommendations of the Public Accounts Committee will be tracked in support of achieving the objectives of the NACAP.
662. Mr. Speaker, to improve its legislative and oversight functions, Parliament will establish a Legislation Processing Unit in the Table Office and develop guidelines for the introduction of Private Members ‘Bills as well as assist Members to introduce the Bills. The guidelines for the use of evidence at Committees will also be developed and evidence sessions introduced. The framework for analysing in-year budget performance reports will also be developed.
663. In 2020, Parliament will complete the Physical Infrastructure Enhancement Project to provide office accommodation for the remaining 23 MPs and Secretariats of Parliamentary Committees and improve the security infrastructure within the parliamentary precinct. Parliament will also introduce its solar energy initiative to progressively make Parliament an environmentally responsible institution.
664. Mr. Speaker, Parliament honoured statutory obligations to the Inter-Parliamentary Union, Africa Parliamentary Union, ECOWAS Parliament, Pan African Parliament and Commonwealth Parliamentary Association in pursuit of parliamentary diplomacy to strengthen international relations.

Economic Sector

665. The focus areas of the Economic Sector are: strong and resilient economy; sustainable and reliable energy; industrial transformation; science, technology and innovation; private sector development, agriculture and rural development; fisheries and aquaculture development; and tourism and creative arts development.
666. Interventions in this Sector are also geared towards the attainment of Sustainable Development Goals (SDGs) 1, 2, 4, 8, 9, 10, 11, 12, 16, and 17; and the African AU Agenda 1, 4, 5, 7, 9, and 20; seeking to promote productive activities, decent job creation and inclusive economic growth.

MINISTRY OF FOOD AND AGRICULTURE

2019 Performance and Outlook for 2020

667. Mr. Speaker, the Ministry of Food and Agriculture continued to roll out activities in the National Agricultural Investment Plan - Investing for Food and Jobs (IFJ) (2018-2021).
668. The key initiatives being implemented under the Plan are: Planting for Food and Jobs (PFJ); Rearing for Food and Jobs (RFJ); Planting for Export and Rural Development (PERD); Greenhouse Villages; and Agricultural Mechanization. Other complementary interventions include: irrigation and water management, agricultural marketing and post-harvest management. The progress and outlook of the key initiatives are highlighted in Section Three of this document.
669. Mr. Speaker, the sector recorded growth in the last two years. Real Agricultural GDP increased from 2.9 percent in 2016 to 6.1 percent in 2017 and 4.8 percent in 2018. These increases were contributed by the crops sub-sector including cocoa.

Crops and Livestock Development Programme

670. Mr. Speaker, under the “Planting for Food and Jobs (PFJ)” campaign, the Ministry continued to support farmers with fertilizers, improved seeds and extension services to increase their productivity. The PFJ programme in 2018 contributed to total national production of the following crops: 29.2 percent of maize (2,306,380mt), 53.8 percent of rice (769,400mt), 13.3 percent of sorghum (316,240mt) and 67.6 percent of soya beans (176,670mt).
671. In 2019, the Ministry added cowpea and orange flesh sweet potatoes to the rice, maize, soya bean, sorghum, groundnut, cassava and vegetables promoted previously. On distribution of inputs, 81 percent of the targeted 19,533mt of seeds, 86 percent of the targeted 342,200mt of fertilizers were distributed to 92 percent of the targeted one million farmer beneficiaries as at September 2019.

672. In 2020, the Ministry under the Planting for Food and Jobs (PFJ) Programme will procure and distribute 364,233mt of organic and inorganic fertilizers to farmers at 50 percent subsidy. In addition, 24,032mt of improved seeds of cereals, legumes and vegetables, 100,000 cassava bundles (for 27,230 hectares) and 320,000 vines (for 500 hectares) of Orange Flesh Sweet Potato will be procured and distributed to 1.2million beneficiary farmers, an increase of 20 percent over the one million targeted in 2019. The seeds and fertilizers intervention under PFJ is expected to contribute to production of 1,860,000mt of maize, 720,000mt of rice, 150,000mt of soya, 36,000mt of sorghum, 15,000mt of cowpea, 8,800mt of groundnut, 15,000mt cassava, 1,500mt of sweet potato and 326,678mt of assorted vegetables.

Irrigation and Water Management Programme

673. The Ministry through the Ghana Irrigation Development Authority (GIDA) completed the construction of the Piiyiri Irrigation Dam (15ha), Guo Irrigation Dam (16ha) and Mprumem Irrigation Dam (phase I) for all year farming. The following irrigation projects are at various stages of completion: Tamne phase II 42 percent, and Mprumem Phase II 60 percent. These projects when completed will make available 375ha for irrigation farming.
674. Mr. Speaker, 14 small earth dams are at various stages of construction in the following communities: Douse, Degri, Duong, Ko, Tokun, Sentu, Kataa in Upper West; Vunania and Namoligo in Upper East; Kachilendi, Jayindo, Sangbaa, Dagbuni in Northern; and Sunyeri in Savannah Region. The projects are expected to improve water availability for livestock watering, domestic use and crop production.
675. Mr. Speaker, work commenced on the rehabilitation and modernisation of the Kpong Irrigation Scheme(2,276ha). Rehabilitation and modernisation of the Tono irrigation scheme (2,490ha) is 41 percent complete. The development of Kpong Left Bank irrigation schemes(2,000ha) is 31 percent completed. In all 6766 hectares will be made available for effective crop production when completed.
676. In 2020, the Ministry will complete the construction of Tamne and Mprumen phase II irrigation projects and the 14 earth dams. One hundred boreholes fitted with solar powered pumps will be sunk for small scale irrigation at selected locations. Construction of a small dam for greenhouse village at Dawhenya Irrigation Scheme will also be carried out. Kaniago Irrigation Scheme(60ha) in the Bono East Region and Ohawu Agriculture College Dam (20ha) in the Volta Region will also be rehabilitated.
677. Mr. Speaker, to improve post-harvest management, create employment opportunities and reduce poverty, 6 out of 30 warehouses of 1,000mt capacity under construction were completed, whilst the remaining 24 are 80 percent complete. By middle of 2020 all 24 will be completed.

678. Mr. Speaker, to maintain vigilance for sustainable management of Fall Army Worm (FAW), the Ministry procured 79,560 litres and 20,662kg of strategic stock of insecticides. A total of 140,000ha of farmland was sprayed and recovered. This intervention saved of 434,000mt of crop output, valued at GH¢694.4 million from being destroyed.
679. In 2020, the Ministry will procure 120,494 litres and 90,500 kg of insecticides to control the menace. Screen houses and equipment for mass rearing of 831 million parasitoids will also be procured for the biological control of Fall Army Worm. In addition, Plant Clinics will be established and operated in all 16 Regions.

Agribusiness Development Programme

680. Mr. Speaker, to continue the strengthening of agribusinesses in the horticulture sector, the Ministry continued the development and promotion of “greenhouse villages” that started in Dawhenya in 2017. A second greenhouse village with commercial production unit and a training centre was completed at Akumadan in the Ashanti Region. Construction of a third facility with similar structures at Bawjiase in the Central Region is 90 percent complete and will be ready for operations before the end of the year.
681. A total of 238 agricultural graduates comprising 168 males and 70 females received training at the greenhouse technology at the Dawhenya Training Centre. The first batch of 51 graduate youth trained in Israel returned home in September, 2019 and a second batch of 71 youth is currently in Israel receiving similar training. The trainees are expected to establish and run their own greenhouse vegetable production businesses. In 2020, the facilities will train 240 youth in greenhouse production technology.
682. Mr. Speaker, to facilitate the transportation of agricultural produce from farm gates to markets and reduce post-harvest losses, the Ministry started the construction and rehabilitation of 72km feeder roads and farm tracks in 20 communities in Greater Accra, Central, Ashanti, Volta and Bono East Regions under the Ghana Agricultural Sector Investment Project. In 2020, the Ministry will complete the construction of these feeder roads and commence the construction of additional 100km feeder roads and farm tracks across the country.

Sustainable Management of Land and Environment Programme

683. Mr. Speaker, the Ministry through the Sustainable Land and Water Management (SLWM) project supported 10,394 farmers (male – 5092, female – 5302) from 12 Districts (Wa East, Daffiama-Bussie-Issa, Sissala East, Sissala West, Kasena Nankana West, Builsa South, Talensi, Bawku West, Mamprugu-Moagduri, West Mamprusi, West Gonja and Sawla-Tuna-Kalba) to implement and adopt various SLWM technologies to support sustainable production of land resources.
684. In addition, the Ministry initiated the development of the Climate-Smart Agriculture Investment Plan (CSAIP) to implement the Agriculture and Food Security

component of the National Climate Change policy. The Savannah Zone Agricultural Productivity Improvement Project (SAPIP) also trained 1,300 smallholder farmers in various Climate Smart Agricultural Technologies to equip them with information and skills to address emerging climate change issues.

685. In 2020, the Ministry will train 2,000 farmers on emerging climate change issues, monitor environmental compliance of agricultural investments, increase sensitization of policy makers on Climate Change and sensitize farmers on natural resource based alternative livelihoods.

COCOA SECTOR

Loan Syndication

686. Mr. Speaker, for the 2018/19 crop year, an amount of US\$1.3 billion was raised in the syndicated loan market at a margin of LIBOR plus 60 basis points. The loan was raised to fund cocoa purchasing operations and support other key activities in the cocoa sector. COCOBOD repaid the US\$1.3 billion syndicated loan ahead of schedule in July instead of August 2019 as stipulated under the terms of the facility due to prudent financial management.
687. For the 2019/2020 Season, an amount of US\$1.3 billion was secured in September 2019 by COCOBOD for cocoa purchasing operations at a margin of LIBOR plus 55 basis points. Equal monthly instalment repayment is expected over a seven-month period from February to August 2020.

Cocoa Production and Pricing

688. Mr. Speaker, the low international price of cocoa which impacted negatively on cocoa producers since the 2017/2018 season has not improved much. As a result, cocoa revenues continued to diminish to a level such that Government had to forfeit its share of the Free On Board (FOB) price (in export duty payments) for the second year running. This was part of Government's efforts to protect our cocoa farmers from market price volatility and income uncertainties. Government kept faith with cocoa farmers by maintaining the farm gate price at GH¢7,600 per tonne. This was to ensure that no loss of income to the cocoa farmer arose due to the low international price of cocoa.
689. During the 2018/2019 crop year which closed in September 2019, COCOBOD purchased 811,250 tonnes of cocoa. For the 2019/2020 crop year, cocoa production is projected at 850,000 tonnes. The Government, in consultation with COCOBOD recognised the hard work and important contribution of cocoa farmers to the national economy and approved an increase in the producer price of cocoa from the 2018/2019 figure of GH¢ 7,600 per tonne (GH¢ 475 per bag) to GH¢ 8,240 per tonne (GH¢ 515 per bag) representing an increase of 8.42 percent. With this increase, farmers and land owners will be motivated to keep their lands for cocoa cultivation which promises a sustainable income stream compared to alternative land use options with short term and less sustainable income.

690. Mr. Speaker, to further boost farmer incomes and sustain interest in cocoa production, COCOBOD is about completing processes with the African Development Bank (AfDB) to raise US\$600 million, a seven-year long term loan facility for the implementation of Productivity Enhancement Programmes (PEPs) and other initiatives. The Productivity Enhancement Programmes (PEPs) which began in the 2017/2018 crop year will continue in the new season with the expectation of scaling up with the African Development Bank (AfDB) funding.
691. The PEPs include rehabilitation, cutting and replanting of diseased and moribund farms, irrigation programme during the dry season, hand pollination to compensate for loss of yield from the cut out areas, farmer database to enhance policy formulation and improvement in warehousing capacity to take care of the expected high yield from the cumulative effects of the PEPs. As production increases, improved processing capacity of indigenous local processors will be enhanced to manage the impact of high production on price. It is estimated that additional 20,000 jobs will be created when the full complement of the PEPs is rolled out.

Cocoa Consumption

692. Mr. Speaker, Government is vigorously promoting cocoa consumption both locally and externally as integral component of the PEPs. Cocoa drink as part of the menu for the School Feeding Programme is being implemented at the basic, junior and senior high school institutions. This is expected to enable our young children develop the taste for cocoa with its enormous nutritional benefits including early childhood and enhance cognitive development. COCOBOD in conjunction with the Ministry of Trade and Industry embarked on initiatives to seek market expansion in Asia, particularly in the Chinese market.

Cocoa Processing

693. Mr. Speaker, as part of the policy to promote industrialisation, Government fashioned out policies to enhance cocoa processing in Ghana. The objective is to add value to the produce and create jobs. In this regard, COCOBOD initiated policies to incentivise the private sector to set up processing factories to add value to the raw cocoa beans. A revolving working capital funding support to qualified local processors is being worked out.

Cocoa Rehabilitation and Intensification Programmes

694. Mr. Speaker, as part of efforts to modernise Ghana’s Cocoa Sector and improve farmers’ income through increased productivity of farms, an efficient cost-effective supply of free hybrid cocoa seedlings to farmers currently being implemented will continue.
695. The compensation scheme for affected farmers under the rehabilitation scheme was reviewed. The reviewed scheme takes into consideration the land tenure system of a particular area. In this respect, land owners as well as tenant farmers are being paid compensation for the cutting and replanting of diseased farms to prevent the conversion of cocoa farm lands for other competing purposes.

696. COCOBOD intends to scale up the rehabilitation programme from 22,800 hectares in 2018/2019 to 37,850 hectares in the coming 2019/2020 crop year. The full-scale rehabilitation programme is expected to tackle the cocoa swollen shoot virus disease.

Cocoa Mass Spraying and Hi-Tech

697. Government continued with the Cocoa Diseases and Pests Control Programme (CODAPEC) which complements the various production sustaining programmes.
698. Mr. Speaker, the Hi-Tech fertilizer application programme continued with the subsidised fertilizer distribution to cocoa farmers. For the 2018/2019 crop year, a total quantity of 2,780,000 bags of fertilizer was purchased for distribution to cocoa farmers. Government and COCOBOD will continue with the subsidised distribution of high-quality fertilizers which have passed through the rigorous test regime of the Cocoa Research Institute of Ghana (CRIG).

Artificial Pollination

699. COCOBOD continued with the hand pollination programme which started in June 2017. For the 2018/19 crop year, farmers from selected cocoa farming areas were trained on good agronomic practices to prepare their farms for increased flower production. COCOBOD re-engaged 30,000 trained pollinators to pollinate 72,000 hectares of cocoa farms in the 2018/2019 crop year. For the 2019/2020 crop year, the area under pollination will be scaled up.

Cocoa Farm Irrigation and Mass Pruning

700. Mr. Speaker, to assist cocoa farmers to minimise the damaging effect of the dry weather on cocoa production, COCOBOD in partnership with the private sector rolled out the cocoa farms irrigation scheme during the 2018/19 cocoa crop year. A total of 22 farmers' farms and three Seed Production Divisions (SPD) were irrigated. A number of boreholes under construction will be fitted with irrigation equipment and made operational in 2019/2020 towards the improvement of cocoa yields. This is part of Government's transformational agenda to modernise the cocoa sector and ensure all year-round crop production.
701. Mr. Speaker, mass pruning of cocoa farms was identified as a key agronomic practice which substantially improves farm health and boosts the production capacity of cocoa trees. COCOBOD during the 2017/18 crop year introduced the mass pruning exercise as an additional intervention to increase the yield of cocoa farmers. The pruning continued in the 2018/2019 crop year during which 202,000 hectares of cocoa farms were pruned. The pruning exercise will continue during the 2019/2020 crop year and is expected to cover 300,000 hectares of cocoa farms.

Farm and Farmer Identification

702. Mr. Speaker, COCOBOD initiated processes to develop an integrated cocoa farmer database to help shape policy in the cocoa sector through the provision of

reliable data on cocoa farms, farmers and all related activities in the cocoa industry. During the 2018/2019 crop year, data collection on the field began with the objective of registering cocoa farmers biometrically. The project will be completed in the 2019/2020 crop year to provide relevant information to inform policy.

Job Creation in Cocoa

703. Mr. Speaker, through the implementation of the various cocoa sector programmes namely, rehabilitation, replanting, mass spraying, fertilizer application, hand pollination, mass pruning, cocoa farm irrigation and farmer database implementation, an estimated number of 105,350 jobs will be made available in line with the objective of Government to direct youthful energies into productive ventures in the cocoa sector, stem rural-urban migration and improve livelihoods across the country.

Cocoa Roads

704. Mr. Speaker, in 2017/2018, a total amount of GH¢497 million worth of vetted and approved certificates were paid to various contractors. COCOBOD continues to honour the payment of certificates as and when vetted and approved. For the 2018/2019 crop year, a total amount of GH¢550 million was paid by COCOBOD for various cocoa road projects. Government, in conjunction with COCOBOD, allocated an amount of GH¢456 million to continue with the Cocoa Roads Improvement Programme in 2019/2020. This is to ease cocoa evacuation from the hinterlands to the takeover centres and improve livelihoods in the cocoa farming areas.

Farmers Support Schemes

705. Mr. Speaker, COCOBOD’s Scholarship Trust Fund, the Child Education Support Programme and the support for the elimination of worst forms of Child Labour continued in the 2018/19 crop year.
706. COCOBOD made a budgetary allocation of GH¢2.74 million to support the continuing students of farmers’ wards who are on COCOBOD’s scholarship. COCOBOD is also collaborating with the Ministry of Employment and Labour Relations to continue with initiatives aimed at eliminating the worst forms of child labour. For the 2019/2020 financial year, a provision of GH¢5 million is allocated for the Child Education Support Programme.

Coffee and Shea Programme

707. Mr. Speaker, to ensure the long-term sustainability of coffee production, reforms to improve the marketing of coffee are close to finalisation to assure farmers of ready market and remunerative pricing for coffee. In the 2018/19 crop season, COCOBOD made a budgetary allocation of GH¢2.04 million to support activities in the coffee sector including raising of five million (5,000,000) improved coffee planting materials for free distribution to farmers.

708. An amount of GH¢1.9 million has been earmarked to support coffee activities in the 2019/2020 crop year. The objective is to continue with the free distribution of coffee seedlings to facilitate the growth of young plants and improve the productivity of mature coffee plants. In addition, coffee farmers will continue to enjoy free extension support services to enhance their farming activities.
709. Mr Speaker, a scientific breakthrough was achieved to reduce the gestation period of the shea plant from 20 years to an average of 3 years. Scientific research on the shea plant is being supported by Government as part of efforts to make shea a reliable income generating produce for the numerous industry workers in its catchment area.
710. To this end, COCOBOD moved the Head office of the shea sub-sector to Tamale to facilitate and monitor shea activities in the North. A second office is being set up in Wa. This is in preparation towards the operationalisation of a regulatory body with its own sources of funding. It is expected that this initiative will make the shea industry a meaningful contributor to the country’s GDP.

MINISTRY OF FISHERIES AND AQUACULTURE DEVELOPMENT

2019 Performance and Outlook for 2020 Aquaculture Development Programme

711. Mr. Speaker, in 2019, the Ministry piloted the “Aquaculture for Food and Jobs” (AFJ) flagship Initiative under which 321 youths were trained in modern methods of aquaculture production. In 2020, the Initiative will be fully rolled out in Ashanti, Bono, Bono East, Western, Volta, Oti, and Eastern Regions to create an estimated 1,200 direct jobs and 1,800 indirect jobs.
712. In 2019, 1,850 small and medium scale fish farmers were provided with extension services to enhance their productive capacities in quality fingerling production, fish feed formulation, and farm management. In 2020, extension services will be extended to 2,191 small, medium and large scale aquaculture establishments. Additionally, 1,522 fish farmers will be trained in modern aquaculture production techniques to expand their businesses and create additional jobs within the economy.
713. Mr. Speaker, the total aquaculture production in 2019 declined from 76,620mt to 52,120mt due to fish disease outbreak that devastated a large number of fish farms along the Volta Lake in March 2019. To halt the spread of “fish kill” diseases and save the industry, the Ministry collaborated with key agencies and banned live fish import and movement of fingerlings within the country, and intensified campaign on biosecurity measures at farm level. The interventions to be implemented in 2020 are expected to increase aquaculture production from 52,120mt to 69,620mt by December 2020.

Fisheries Resource Management Programme

714. Mr. Speaker, scientific information indicates that marine fish stock levels in Ghana are declining in the Exclusive Economic Zone (EEZ). There is the need to take drastic measures to halt this phenomenon to prevent Ghana from becoming a net importer of fish by 2025. To this end, the Ministry collaborated with industry players and implemented the “One- month Closed Season” as part of a long-term marine stock recovery strategy. The strategy will be expanded to cover all fleet for two months simultaneously in 2020 and 2021.
715. Mr. Speaker, in 2020, under the Fisheries Input Support Scheme, the Ministry will partner the private sector to provide 5000 outboard motors and prescribed fishing nets to marine and inland fishers to enhance their business and livelihood. In addition, functional co-management structures will be established in ten fishing coastal communities in collaboration with fishers, District Assemblies and other relevant agencies by December, 2020.
716. Mr. Speaker, to enhance and deepen marine stock recovery, Government will launch the first ever Biometric Canoe Identification Card in the sub-region in December, 2019. The exercise will enhance effective premix fuel distribution in our fishing communities.

Fisheries Monitoring, Control and Surveillance Programme

717. Mr Speaker, the Fisheries Law Enforcement Unit conducted 550 observer missions and intensified sea and land patrols which resulted in the arrest of 52 infraction cases that are currently in the courts for prosecution. To enhance compliance with Fisheries Laws and Regulations, 80 coastal fishing communities were sensitized on good fishing practices and the negative effects of Illegal, Unreported and Unregulated (IUU) fishing activities. In 2020, the sensitization exercise will be expanded to cover 250 inland and marine fishing communities to enhance voluntary compliance with Fisheries Laws.
718. Mr. Speaker, the Ministry will intensify the implementation of the Fisheries Act 2002, (Act 625) to ensure that domestic, regional and international laws that prohibit IUU fishing are strictly enforced through the following:
- fishing vessels involved in any form of IUU fishing shall be surcharged and prevented from fishing in the Ghanaian Economic Exclusive Zone;
 - artisanal canoe involved in IUU fishing shall be surcharged and banned from receiving premix fuel; and
 - all domestic and international fleet that are involved in “Saiko” fishing (i.e. transshipment at sea) shall be banned from fishing in Ghanaian waters.

Aquatic Animal Health and Postharvest Programme

719. Mr. Speaker, to promote the production of safe and quality fish and fishery products for domestic consumption and export, the Aquatic Animal Health Unit conducted 12 fish health monitoring and surveillance exercises and certified 35 fish hatcheries as 75 percent biosecurity compliant at farm level. In 2020, 125

aquaculture establishments will be made biosecurity compliant to reduce fish mortality and protect investments. In addition, public hatcheries at Ashaiman and Kona-Odumase will be upgraded to increase quality fingerling production to meet increasing market demands.

720. In March 2019, fish farmers along the Volta Lake suffered production decline through the outbreak of “Infectious Spleen and Kidney Virus Disease (ISKVD)” that devastated their fish farms resulting in huge financial losses. Government subsequently provided GH¢2 million to contain and prevent the disease. In 2020, the Ministry will train small and medium scale fish farmers on biosecurity measures and fish disease detection and prevention at farm level to enhance their productive capacity.
721. Mr. Speaker, in 2020, the Ministry will train 150 small scale fish farmers on standard aquaculture practices that will enhance their incomes. In addition, four fish health experts will be recruited to provide quality and timely fish health extension services to fish farmers.
722. Mr. Speaker, as part of the Fisheries Sector Modernisation and Transformation Agenda, His Excellency the President cut the sod for the construction of landing sites at Axim and Moree. Civil works for the construction of an ultra-modern fishing harbour complex at Jamestown will commence in March 2020.
723. As part of Government’s medium to long term National Job Creation Agenda, the Ministry will commence the construction of an ultra-modern “one-stop shop” Aquaculture Training Centre at Dawhenya in 2020 to provide skill training for the unemployed youth. At full operation, the Centre will train unemployed youth to take up aquaculture as a viable economic enterprise.

MINISTRY OF LANDS AND NATURAL RESOURCES

2019 Performance and Outlook for 2020

Forest and Wildlife Development and Management Programme

724. Mr. speaker, during the year under review the Forestry subsector of the Ministry of Lands and Natural Resources continued with the implementation of various policies, programmes and projects to ensure the sustainable protection, management, production and development of forest and wildlife resources.
725. Mr. Speaker, under the National Afforestation Programme, a total area of 17,118.3ha of forest plantation was established against a target of 15,000ha. In addition, 19 million seedlings, including ofram, emire, wawa, kokrodua, teak, cedrela, gmelina, cassia, eucalyptus and mahogany species were supplied and planted.
726. Other achievements include the maintenance of 50,000ha of existing forest plantations and enrichment planting of 3,079.81ha within partly degraded forest

reserves. In 2020, a variety of cultural treatments such as weeding, thinning and watering will be adopted to protect the plantations against weather, fire, insects, fungi and animals.

727. Mr. Speaker, a total of 83,000 people were directly engaged under this year’s forest plantation programme. These include 46,000 engaged under the Youth in Afforestation/Reforestation Project, 15,000 under the Modified Taungya System (MTS), and an estimated 2,000 people engaged in seedling production. The private sector also employed an estimated 20,000 people nationwide.
728. Mr. Speaker, to provide alternative livelihoods and reduce the dependency on forest resources, 516 beehives and apiculture kits were procured for 469 people from communities in the Bono, Bono East, Ahafo, Western and Western North Regions under the Forest Investment Programme.
729. The Forestry Commission approved 240 permits for salvaging of trees on lands under-going development such as road construction, human settlement expansion, and cultivation of farms. Out of this, 234 permits were from off-reserve areas representing 98 percent, while six were from forest reserves. Under plantation timber harvesting, 101 permits, covering a total volume of over 43,360m³, were processed and issued.
730. Mr. Speaker, to enhance timber trade and industry development, Forestry Commission facilitated the export of a total wood volume of about 139,000m³ that yielded a value of €73 million, equivalent to GH¢446.3 million.
731. In 2020, the Commission will intensify forest plantation establishment, reclamation of degraded landscape and implement the National Afforestation Programme. In addition, the Forest Law Enforcement Governance and Trade (FLEGT) Licensing System will be implemented fully to assure international markets that timber produced from Ghana are legally compliant under the Ghana Legality Assurance Scheme. It will also deploy rapid response teams and engage in conservation education to reduce illegal activities in forest and wildlife reserves.

Land Administration and Management Programme

732. Mr. Speaker, Government is reviewing available strategies, including Public Private Partnership (PPP) arrangements, to support the Lands Commission to reduce the time taken to register lands to meet the target of delivering land title certificate within 30 working days.
733. The key activities to be implemented include:
- fully decentralizing land administration services to the district and regional levels;
 - digitizing and automating land registration processes to improve the speed and accuracy of land registration for both deeds and title; and

- preparing up-to-date and accurate maps through the development of digital orthophoto and topographical maps, and other spatial data.
734. Mr. Speaker, in line with Government’s goal to ensure an effective and efficient delivery of land for socio-economic development, the Lands Commission developed Guidelines for Large Scale Land Transactions in Ghana. The guidelines are aimed at assisting customary landowners and resource users, investors and other decision makers to better appreciate the due process to follow to acquire land on a large-scale (50 acres and above but with exceptions) for investment purposes, depending on human rights and environmental concerns triggered by the acquisition.
735. Mr. Speaker, to improve land services delivery in the country, the Lands Commission will undertake the following activities in 2020:
- Construction of Phase II of the Greater Accra Lands Commission office building;
 - Complete the construction of the Lands Commission Head office building in Accra;
 - Initiate steps to establish offices in the six newly established regions, including Tema;
 - Facilitate and provide access to secured land for the following government priority projects: Marine Drive Tourism Project; Energy City Project; Greater Accra Site for Industrial Enclave and Urban Renewal Project; The National Cathedral Project; Redevelopment of Kumasi Sector 18; and Redevelopment of Sekondi-Takoradi Beach Road.
 - Facilitate the passage of the Land Bill into an Act and supervise its implementation to sanitize land and property market across the country.

Mineral Resources Development and Management Programme

736. Mr. Speaker, the Minerals Commission established 13 Regional, District and Satellite Offices to bring services closer to its clients and also ensure effective monitoring of mining activities. In 2020, the Commission will create five additional offices and provide the necessary resources to enhance its visibility and effectiveness.
737. Mr. Speaker, a new directorate dedicated to Small Scale Mining and Industrial Minerals was setup, in pursuit of the Commission’s strategy to diversify away from gold and focus on minerals hitherto ignored, such as bauxite, manganese, other base metals, salt, quarries, clay and sand winning. Additionally, the Commission employed 230 mine wardens to support monitoring of small scale mining activities to help control the menace of illegal mining.
738. Mr. Speaker, to address the problem of ineffective monitoring of activities of the Small Scale Mining sector, the Commission in collaboration with other relevant stakeholders drafted a Legislative Instrument to register and track all earth moving and mining equipment used in mining operations. In addition, a framework to guide

- implementation of the Community Mining Scheme was developed to give opportunity to the local communities to own and engage in responsible small scale mining. In 2020, the Minerals Commission will facilitate the passage of the draft L.I. aimed at tracking the movement of earth moving and mining equipment.
739. Mr. Speaker, under the Alternative Livelihood Programme being implemented to wean off the youth from galamsey activities, the Commission distributed 600,000 oil palm seedlings to 2,339 beneficiary farmers in Dunkwa-on-Offin and its environs. In 2020, the Commission will continue to expand the coverage of the programme to the Eastern Region to cover 10,000 acres generating about 2,500 jobs.
740. Mr. Speaker, as part of measures to monitor exports of manganese and bauxite and reduce revenue leakages, the Commission took delivery of three weighbridges to be installed at vantage points to verify the tonnage of manganese and bauxite being exported. In addition, the Commission is collaborating with the Registrar General’s Department to develop and operationalize a Beneficial Ownership Register to curb corruption in the sector.
741. Mr. Speaker, in March 2019, Ghana Integrated Aluminium Development Corporation (GIADEC) commenced a three Round Investor engagement process aimed at identifying strategic investors for the three main sectors of the aluminium industry namely, mining, refining, and smelting. The Corporation focused on identifying investors willing to provide captive power to the bauxite and aluminium industry. Following an evaluation of the expression of interest received, 16 reputable companies from different parts of the world, including Ghanaian investors were prequalified to proceed to round two.
742. In addition, GIADEC also held its first investor engagement briefing to clarify the solicitation document, the project scope and the vision of the Corporation for the Integrated Aluminium Industry. A second investor briefing was held in October 2019 to share with investors the IAI outline Masterplan which includes the current and planned power, transportation, infrastructure, environmental and stakeholder consultations that will support the industry. The communication of the outline masterplan to investors is expected to enhance their submission of formal proposals for mining, refining, smelting and captive power.
743. Mr. Speaker, by the end of the first quarter of 2020, GIADEC will select investors to partner in the Integrated Aluminium Industry and initiate processes for the establishment of up to three new mines, two refineries and a new smelter.
744. Mr. Speaker, information available based on verifiable historical and recent geological data suggests a bauxite resource of about 900 million metric tonnes. This will place Ghana as the eighth highest bauxite resource nation in the world, with potential to produce over 10 million tonnes annually. A consulting firm was engaged to confirm the estimated bauxite mineral resource potential in line with

international standards for measuring mineral resources. Verification drilling at Nyinahin and Kyebi is currently ongoing and the results are expected by the end of 2019.

745. Mr. Speaker, GIADEC assumed ownership of all Government’s interest in the bauxite mining and aluminium smelting businesses, including the 20 percent stake in Ghana Bauxite Company, and the 100 percent ownership of Volta Aluminium Company (VALCO). In line with the strategy of driving strong performance in existing operations, discussions are ongoing with VALCO and Ghana Bauxite Company to reshape these businesses to become profitable and well-functioning companies.
746. In 2020, GIADEC will seek new partnerships with world class firms, to ensure we exploit our bauxite reserves, and drive full integration across the entire bauxite and aluminium value chain, and further ensure value creation with downstream industries that will power industrial growth and deliver jobs and prosperity to Ghanaians.
747. Mr. Speaker, the Ghana Integrated Iron and Steel Development Corporation Act, 2019 (Act 988), was passed as part of government’s policy to promote and develop an integrated iron and steel industry. In 2020, the Ministry will facilitate the establishment of the Iron and Steel Corporation to develop the country’s iron ore reserves. The Ghana Integrated Iron and Steel Development Corporation (GIISDEC) will focus on delivery of its core mandate — the rapid, but controlled and responsible development of the integrated iron and steel industry in Ghana, to boost the country’s industrialization plan.
748. In addition, the Corporation will identify strategic partners to exploit the country’s iron ore reserves, and the development of an integrated iron and steel industry, with emphasis on value addition. Key activities to be undertaken in 2020 include:
- Establishment of full operational activities;
 - Identification, selection and engagement of stakeholders and strategic partners;
 - Award of concessions for mining; and
 - Establishment of a joint venture company for development of a smelter.

MINISTRY OF TRADE AND INDUSTRY

2019 Performance and Outlook for 2020

Industrial Development Programme

749. Mr. Speaker, Government’s industrial development agenda is anchored among other things, on the 1D1F initiative, a programme designed to support the private sector to establish at least one industrial enterprise in each of the 260 Districts of the country to add value to their natural resource endowments. Much has been achieved since the inception of the programme in 2017. Details of progress made thus far can be found in Section Three of this document.

Industrial Parks and Special Economic Zones (IP & SEZ)

750. Mr. Speaker, under the One Region One Park Initiative, the Ministry is supporting Private Sector promoters to develop Industrial Parks and Special Economic Zones around the country to provide dedicated land space with energy, water and telecommunications facilities for the establishment of manufacturing industries. Specific projects currently being supported under this initiative include the Dawa Industrial Zone (a 2000-acre industrial park with a 330/34.5KV power facility located in Dawa in the Greater Accra region); West Park (a 440-acre Industrial Park located in Shama in the Western region promoted by the Blacklvy Group of the United States); Appolonia Business Park (a 200-acre mixed used Industrial Park and Residential Enclave promoted by the Appolonia Development Company).
751. Mr. Speaker, the Ministry also completed feasibility studies, engineering designs and master plan for the Greater Kumasi Industrial City, a 5000-acre multi-purpose special economic zone, incorporating the Boankra Inland Port and 21 Specialized Industrial Parks including: Technology and Innovation Center, Biopharmaceutical Park, Food & Beverage Manufacturing, Automobile Park, Aeronautical Maintenance Facility, Furniture City, Convention & Exhibition Center and a Residential Enclave.
752. Mr. Speaker, the Ministry will work with Ghana Free Zones Authority and private sector enclave developers to rehabilitate and complete selected last mile and off-site infrastructure development activities, including water supply systems, waste management systems, arterial road networks and other social services. A dedicated Programme of Action will be implemented to attract anchor tenants to populate these Industrial Parks and Special Economic Zones.

Strategic Anchor Industries

753. Mr. Speaker, the Strategic Anchor Industries Initiative is one of the key components of the Ten-Point Industrial Transformation Plan of the Ministry designed to diversify and transform the economy by creating new pillars of growth and expansion in the industrial sector. The key strategic industries under the initiative are: petrochemical, integrated aluminium and bauxite, iron and steel, vehicle assembly and automotive industry, garments and textiles, pharmaceuticals, vegetable oils and fats (in particular oil palm), industrial starch from cassava, industrial chemicals based on industrial salt, machinery and equipment manufacturing.
754. Mr. Speaker, under the Vehicle Assembly and Automotive Component of this initiative, the Ministry launched the Ghana Automotive Development Policy in August 2019. The Policy has so far attracted investments and commercial interests from global OEMs (Original Equipment manufacturers) including Toyota, Volkswagen, Nissan, Renault, Hyundai, Sinotruck and Suzuki. The Policy will also support existing local auto assemblers such as the Kantanka Group.

755. In addition, an Automobile Industry Development Unit (Auto Unit) was established at the Ministry of Trade and Industry to act as a One-Stop-Shop to coordinate the implementation of the Programme and facilitate engagements with assemblers, component manufacturers and suppliers, auto dealerships and distributors, vehicle financing institutions and the general public.
756. Mr. Speaker, the Ministry developed a new National Sugar Policy to be implemented in collaboration with the Ministry of Food and Agriculture. The strategic objective is to develop and establish a globally competitive and sustainable sugar industry in Ghana that delivers self-sufficiency in sugar production by the year 2025.
757. Mr. Speaker, to support the implementation of the Sugar Policy, new institutional and regulatory systems are to be established including the National Sugar Industry Development Board. The policy will also facilitate the revamping of the Komenda Sugar Factory which is currently being revived under a new concession agreement.
758. Mr. Speaker, in 2020 the Ministry will continue with the implementation of Garments and Textiles Reform, the Ghana Automotive Development and the Pharmaceutical Hub Development Programmes. In addition, the Ministry in collaboration with the Ghana Investment Promotion Centre, the Ghana Integrated Aluminium Development Corporation and the Ghana Integrated Iron and Steel Corporation will pursue programmes to attract investments to develop the aluminium, bauxite, iron and steel downstream sectors.
759. The National Board for Small Scale Industries (NBSSI) under the Micro and Small Business Development programme established 1,438 new businesses and created 2,961 new jobs across the country. The NBSSI also assisted 284 Micro and Small Enterprises (MSEs) to access institutional credit. In addition, a total of 2,168 business development programmes were organized for 23,645 MSEs to improve their capacity. A total of 276 MSEs were also assisted to formalize their businesses through registration with the Register Generals Department.
760. In the area of access to finance, NBSSI assisted 1,349 Micro, Small and Medium Enterprises (MSMEs) to access credit to the tune of GH¢ 4,568,710. In 2020, the NBSSI will assist 2,000 MSMEs to access finance.
761. Mr. Speaker, under the “Entrepreneurship and Skills Development Training for Migrants and Potential Migrants Programme”, a total of 2,000 migrants were trained. Additional 2,800 migrants will be trained in 2020.
762. Mr. Speaker, under the Rural Enterprise Programme (REP), 37 Business Resource Centers (BRCs) were established in 37 Districts. In addition, 31 new Technology Solution Centers (TSCs) are at various stages of construction to provide technology solutions to the 1D1F companies at the District level as well as

MSMEs in rural and peri-urban communities across the country. In 2020, construction of an additional 30 BRCs will commence in 30 Districts.

763. Mr. Speaker, the Rural Enterprise Programme (REP) trained 11,528 persons in business development skills and supported 5,942 master crafts persons and apprentices. A total of 3,833 new rural businesses were established (60 percent of them female-owned) whilst 4,727 direct jobs were created. Under the REP, 990 existing informal businesses were registered (46 percent of them female-owned).
764. Mr. Speaker, under the Technology Transfer, Research and Product Development Programme, GRATIS Foundation provided training in the following areas: 305 for NVTI certification, 199 for TEU/NABPTEX certification and 809 in equipment manufacturing. In 2020, GRATIS will train 331 apprentices for NVTI certification, 180 apprentices for TEU/NABPTEX certification and 500 students from engineering institutions and master craftsmen.
765. Mr. Speaker, CEDECOM organized a 4-day International Investment Conference from 27th to 30th May 2019 to attract private sector investment into the Central Region. CEDECOM also identified and earmarked a total of 1,200 acres of land located in various districts in the Central Region for the establishment of Light Industrial Zones.

Standardization and Conformity Assessment Programme

766. Mr. Speaker, the Ghana Standard Authority developed eight new standards in the Food and Agriculture and one new standard in the Building and Construction sectors.
767. In addition, 145 International Standards were adopted in the following sectors of the economy: 29 in Oil and Gas, 23 in Mechanical and Materials Engineering, 25 in Building and Construction, 16 in Electro-technical, 17 in Mining, 19 in Chemistry and Cosmetics, 11 in Food and 5 in Textiles. The Authority disseminated 1,610 trade related information, verified 1,041 Trading Scales, 19,333 Motorized pumps and accessories, 233 weighbridges, 1,722 Cocoa Scales and 3,515 Test weights. Technical regulations for 22 compulsory vehicle standards were adopted as part of the implementation of the Standards Component of the Ghana Automotive Development Policy (GADP).
768. In 2020, GSA will pursue the development of National Hydrocarbon Standards for Custody Transfer and Allocation Metering Systems (Gas Metering Project) to help develop the oil and gas sector. The Authority will establish in the medium term, a Metrology Laboratory in Takoradi to provide services to the oil and gas sector as well as continue the development of standards for the emerging key industries particularly for the automobile industry.

Trade Development Programme

769. Mr. Speaker, Ghana was selected in July 2019 by the AU Heads of State and Government to host the Headquarters of the AfCFTA in Accra, after a successful bid process. In fulfilment of the bid requirements, Government provided a permanent office building to host the AfCFTA Secretariat which is expected to become operational not later than March 2020. In addition, Government offered a \$10 million settling-in grant to support the establishment of the Secretariat.
770. The Ministry organized a 3-Day National Conference on harnessing the benefits of the AfCFTA in Ghana for over 1,000 delegates consisting of Senior Policy Makers, Parliamentarians, the Business Community, Academia, Civil Society Organizations, Development Partners, Private Sector Operatives and the Media. His Excellency the President of Ghana constituted an Inter-Ministerial Facilitation Committee to provide strategic direction and coordinate support for the implementation of the AfCFTA in Ghana. A National AfCFTA Coordinating Office is being established at the Ministry to serve as a one-stop facilitation centre and information hub. In addition, a National Steering Committee and Technical Working Groups (TWGs) will coordinate support to the private sector under a programme of Action on Boosting Intra-African Trade (BIAT).
771. In 2020, the Ministry will collaborate and finalize arrangements with the African Union Commission (AUC) to fully establish and operationalize the Headquarters of the AfCFTA Secretariat in Accra.
772. Mr. Speaker, Ghana Export Promotion Authority (GEPA) is currently implementing activities under the new National Export Development Strategy. As part of this strategy, GEPA redesigned and launched its official website (www.gepaghana.org).
773. Mr. Speaker, in order to improve the Non-Traditional Export regime, 2,246,000 smooth cayenne pineapple suckers were produced and distributed to the 10 out-grower farmer groups of Bomart Farms, HPW Limited, Blue Skies Ltd and Ekumfi Fruit Juice Processing to increase export yields while 220,000 grafted cashew seedlings were developed at 10 nurseries under the National Cashew Development Initiative to boost local production and export.
774. Mr. Speaker, the Ghana Free Zones Authority (GFZA) reviewed and licensed 18 new enterprises to operate as Free Zones Enterprises (FZEs). The Authority is also finalizing a review of the Free Zones Act 1995 (Act 504) which completed is expected to incorporate new and emerging trends such as the concept of Special Economic Zones (SEZs).
775. Mr. Speaker, in 2020, the Authority will continue to implement strategic policy interventions aimed at marketing the Ghana Free Zones Scheme and Ghana in general as a destination of choice for both local and foreign investments.

MIINISTRY OF TOURISM, ARTS AND CULTURE

2019 Performance and Outlook for 2020

Tourism Product Development Programme

776. A Special Purpose Vehicle was constituted to speed up the implementation of the Marine Drive Tourism Investment Project. The project worth about US\$1.2 billion is expected to create about 600,000 jobs.
777. Under the “See Ghana, Eat Ghana, Wear Ghana, Feel Ghana” campaign, the Ministry declared the month of March as a “Wear Ghana” month. The Ministry will continue to promote this activity to promote jobs and income for Ghanaians in 2020.
778. The Ministry is collaborating with the Forestry Commission and a Private Investor to develop Kakum National Park in Central Region, Ankasa Forest Reserve in Western Region, Bomfobiri Wildlife Sanctuary in the Ashanti and Shai Hills Resource Reserve in the Greater Accra Region as ecotourism sites of international standards. In 2020, the Ministry will finalise development plans for implementation to increase visitation, jobs and income for the communities.
779. The Ministry organised the National Chocolate Day under the theme: “Eat Ghana, Eat Chocolate”, in all the regions on 14th February, 2019. The Ministry will continue to promote this annual activity to create the needed attention for the sector.
780. The Ministry organized paragliding festival in April for the Easter festivities and also in September as part of the commemoration of the 2019 United Nations World Tourism Day.
781. Ghana was selected by the UNWTO to host the Women in Tourism Empowerment Programme (WITEP) in November 2019. The Conference will attract about 600 participants from countries across the African Continent.
782. The Ministry completed preparatory works for implementation of the Ghana Tourism Development Project. The tourist sites to be upgraded across the country under the Project will include: Mole Game Reserve, Paga Crocodile Pond, Wli Waterfalls, Shai Hills, Aburi Gardens, James Town Lighthouse, Victoria Park, Elmina Castle, Ankasa Forest, Kakum National Park, Bonwire Kente Village, Kumasi Zoo and Ashanti Traditional Buildings.

Tourism Research and Marketing

783. Mr. Speaker, in order to better position Ghana on the World Tourism Market, the Ministry participated in 15 International Tourism Fairs and programmes in Malaysia, Japan, the United Kingdom, Russia, United States of America, Azerbaijan, South Africa, Cape Verde, St. Vincent and Grenadines, Israel, China Netherlands, Spain and Germany. The Ministry will continue to embark on its

marketing strategy by participating in international fairs and exhibitions to attract the needed investment to the sector.

784. Mr. Speaker, to encourage the speaking, writing, publishing and use of Ghanaian languages, the Bureau of Ghana Languages (BGL) observed the celebration of the International Mother Tongue Day on 21st February, 2019. In 2020, the Ministry will continue to pursue its efforts in the development of Ghanaian languages to encourage the youth and the general public to pride themselves as Ghanaians using their mother tongue in their everyday activities.

Tourism Quality Assurance Programme

785. Mr. Speaker, in line with establishing a leading professional hospitality and catering skills training centre, the Hotel, Catering and Tourism Training Institute (HOTCATT) developed a strategic plan and service delivery standard to guide training within the sector. HOTCATT will commence operation in 2020.
786. Ghana Tourism Authority (GTA) inspected and licensed 9,374 tourism enterprises to improve quality service delivery. These consist of 4,783 formal establishments and 4,591 informal enterprises. In 2020, GTA will continue to inspect and license 10,000 tourism enterprises.

Culture, Creative Arts and Heritage Management Programme

787. Mr. Speaker, the Creative Arts Industry Bill is at Cabinet for consideration. The Act will amongst others establish the Creative Arts Fund and an Agency to promote the Industry. The Act will enable government to organize the Creative Arts industry and create an enabling environment through direct and indirect support for practitioners and industry players to impact on national development.
788. The Ministry through the Ghana National Folklore Board (NFB) launched the Ghana Folklore Clubs to encourage young children to identify and also expose them to the beauty of our folklore. NFB also registered about 90 users of folklore. In 2020, NFB will establish a Sankofa TV Show; implement the National Story Book Project; the Cultural Tourism Project; and develop an online folklore store.

MINISTRY OF ENVIRONMENT, SCIENCE, TECHNOLOGY AND INNOVATION

2019 Performance and Outlook for 2020

Management and Administration Programme

789. Mr. Speaker, the Ministry commissioned a training centre, a health post and football pitch at Old Fadama to enhance sound dismantling of Waste of Electrical and Electronic Equipment (WEEE). This is expected to minimize their adverse impact on human health and the environment from the unsound management of e-waste. Implementation of the National Integrated E-waste Management Programme is also on-going. The construction of a Handover Centre (HOC) will commence in 2020 under the Financial Cooperation Project at the premises of the Ghana Atomic Energy Commission (GAEC).

790. His Excellency, the President, launched the Ghana National Plastics Action Partnership (NPAP) Initiative on 1st October, 2019, as part of efforts to accelerate the reduction of plastic waste and pollution in Ghana. The implementation of the Ghana National Plastics Action Partnership and the Project on Marine Litter and Microplastics are expected to begin in 2020.
791. Mr. Speaker, the Ministry under the Sustainable Land and Water Management Project (SLWMP), supported 12,421 farmers with farm inputs to implement various SLWM technologies within the 12 project Districts (Mamprugu Moaduri, West Mamprusi, West Gonja, Sawla Tuna-Kalba, Talensi, Bawku West, Builsa South, Kassena Nankana West, Wa East, Daffiama-Bussie Issa, Sissala East and Sissala West). Eight dugout wells were also constructed at Mole National Park, Fringe communities of the Gbele Resource Reserve (GRR) and within some agricultural landscapes under this Project. The Ministry will continue implementing the Sustainable Land and Water Management Project (SLWMP) in the five Northern Regions in 2020.
- The Ministry continued with the implementation of the Adaptation Fund Project to address the risks associated with climate change in the five Northern Regions. Some achievements of the project include:
 - 100 boreholes constructed and installed with hand pumps;
 - Over 50 acres of buffer zones created (62,500 tree seedlings were planted in 50 communities) to protect dams, dugouts, and rivers;
 - 10 Dams were rehabilitated in 10 communities out of which four are near completion; and
 - 46 local NGOs based in the Northern, Upper East, Upper West, and Savannah Regions were funded with a total sum of GH¢ 4,160,500 to implement Alternative livelihood activities in the Project communities.
792. The Ministry completed renovation works on the CSIR-INSTI block for the establishment of a High-Performance Computing (HPC) Centre with HPC Server and monitoring rooms. The Centre will provide opportunity for both academic and private institutions to analyse, model and simulate big data to help address both research and industrial challenges in areas such as health, environment, security, agriculture and natural resource management. In addition, the Ghana Innovation & Research Commercialization Center (GIRC-CENTER) was established at CSIR-INSTI. The Ministry will operationalize both centres in 2020.

Research and Development Programme

793. Mr. Speaker, the Ghana Atomic Energy Commission (GAEC) in collaboration with the University of Cape Coast produced the Yellow flesh cassava which contains high levels of β -Carotene, which is a precursor to Vitamin A which helps prevent blindness. Additionally, two colourful varieties of sweet potatoes were developed and released by the Council for Scientific and Industrial Research (CSIR) whilst seven improved stress-tolerant cowpea lines and two high yielding and stress-tolerant groundnut lines received approval for release and cultivation. One

improved soya bean variety christened “Favour” which has just been released has a yield potential of 3.5 tonnes/hectare and matures within 118 days and is expected to increase yields of farmers.

794. The Ministry will continue to develop and disseminate improved crop and animal varieties for commercial farmers and develop strategies to reduce field and post-harvest losses of developed crop varieties in 2020. GAEC will multiply five released cassava varieties and supply cuttings that can plant at least 120 acres for production and processing into yellow flesh “gari”.
795. On-going research on Schistosomiasis in some communities in the Atwima Nwabiagya District of the Ashanti Region and Ajumako- Eyan-Esiam in the Central Region showed about 20 percent prevalence reduction. CSIR installed overhead water storage systems in affected communities to reduce the prevalence of the disease. The Ministry aims to enhance research into the control and elimination of air, water and soil borne diseases, as well as air and water pollution in 2020.
796. Mr. Speaker, GAEC monitored 762 telecommunication masts and assessed 302 base stations for compliance as well as 450 occupationally exposed workers involved in ionizing radiation. Two laboratory facilities at the Radiological and Medical Sciences Research Institute (RAMSRI-GAEC) including the Radon Monitoring were commissioned. GAEC will continue to undertake radiation detector calibration, RF base station monitoring and personnel monitoring for radiation exposure.

Environmental Protection and Management Programme

797. Mr. Speaker, the Environmental Protection Agency (EPA) monitored air quality at 14 sites. The results indicated that PM10 levels were above the EPA 24hour permissible level of 70µg/m³. The EPA will continue to ensure environmental compliance and enforcement in 2020 through environmental quality monitoring. Additionally, out of 107 industries monitored for effluent quality in the Accra/Tema region, most of the results were higher than the EPA recommended guideline levels 50mg/l, 75NTU and 1500 µS/Cm.
798. The EPA issued 3,656 environmental assessment permits and 26,068 chemical licenses. Out of 5,643 undertakings monitored by the EPA in line with L.I 1652, only 1,888 were compliant while 3,755 were non-compliant. Enforcement letters were issued to the non-compliant undertakings for cessation of activities. Administrative charges were also imposed.
799. The EPA will continue to ensure environmental compliance and enforcement, and improve waste management practices in the country through source waste segregation, plastic waste and e-waste management in 2020.
800. The Nuclear Regulatory Authority (NRA) in collaboration with the International Nuclear Security of United States Department of Energy (INS/DOE) conducted a

National Threat Assessment and developed a Design Basis Threat. NRA will undertake regulatory inspections and enforcement of radiating emitting facilities, build capacity of its staff in specialized areas (ionizing and non-ionizing radiation), as well as embark on public education on radiation matters in 2020.

Illegal Mining (Galamsey)

2019 Performance and Outlook for 2020

801. Mr. Speaker, as part of government’s commitment to sanitize artisanal and small-scale mining in the country, the Inter-Ministerial Committee on Illegal Mining provided oversight for the implementation of the following activities:
- Public education and sensitization of traditional and religious leaders as well as other stakeholders on the dangers of illegal mining
 - monitored and tracked 900 excavators used in mining operations leading to the arrest and deportation of 139 Chinese illegal miners.
 - Mapped out 300 concessions for commissioning by end of the year.
 - constructed two landing sites on River Pra at Beposo and River Ankobra at Axim and imported two boats for transportation on these rivers.
 - constructed a floating foot bridge at Chimuana at Chorkor to boost economic activity and movement across the river.
 - purchased 12 outboard motors for the Operation Vanguard Task Force and the Riverine Task Force, which resulted in the arrest of over 1,727 illegal miners; seizure of 2,779 weapons and ammunitions as well as seizure of 4,045 other mining equipment.
 - inaugurated 85 District Committees on Illegal Mining (DCIM).
 - set up 11 CDVTIs and trained the first batch of 331 trainees. Furthermore, 345 tools and equipment, in various trade areas, have been procured and distributed to 345 beneficiaries.
 - trained 4,500 miners in sustainable mining operations at the University of Mines and Technology (UMaT)
802. Mr. Speaker, to create alternative livelihoods, the IMCIM will continue to train and equip beneficiaries in soap making, flour confectioneries, beads work, decoration, and catering while launching and promoting the Alternative Livelihood Programme as a social intervention initiative.
803. Mr. Speaker, to effectively combat illegal mining, government will resource and build the capacity 14 mining courts to expedite the adjudication of cases relating to illegal mining activities. Also, in 2020, the IMCIM will expand and improve compliance by tracking and monitoring an additional 5,000 excavators to avoid illegal mining activities and perform water quality testing on two water bodies.
804. Mr. Speaker, an additional 2,000 miners will be trained on sustainable mining operations at the University of Mines and Energy, Tarkwa and provide the necessary facilities and infrastructure to operationalize the District Committee on Illegal Mining (DCIMs).

Spatial Planning and Human Settlement Programme

805. Mr. Speaker, in addressing human settlement issues, the Legislative Instruments (LIs) for the Land Use and Spatial Planning Act, 925 (2016) was passed on 2nd April, 2019 and fully operational.
806. The Land Use and Spatial Planning Authority (LUSPA) trained all the 260 MMDAs on the Geographic Information System (GIS). The Regional Spatial Committees of the Greater Accra and Eastern Regions were inaugurated and fully functional. This will help address SDG Target 11.b.
807. In 2020, the LUSPA will formulate a Human Settlement Policy, prepare Regional Spatial Development for three newly created regions and prepare a Spatial Development Framework (SDF) for the Central Region.

Biotechnology Development Programme

808. Mr. Speaker, the National Biosafety Authority (NBA), submitted the Biosafety Regulations to Parliament which was approved on 28th June 2019. The Authority conducted biosafety emergency response training for 25 stakeholders and secured equipment for the Genetically Modified Organism (GMO) detection Laboratory. The NBA will continue to undertake public awareness and education campaigns on issues relating to GMOs. This will be targeted at policy makers, students, industry players and farmers in line with SDG Target 12.a.

MINISTRY OF ENERGY

2019 Performance and Outlook for 2020

Power Sector Development and Management Programme

809. Mr. Speaker, as part of Government’s strategy to increase availability of power, the total installed capacity was increased from 4,743MW as at January, 2019 to 5,083MW, with the completion and commissioning of the 340MW Cenpower Power Project which achieved Commercial Operation Date (COD) in June 2019.
810. In line with the Government’s Least Cost Fuel Procurement Policy for power generation, the Karpowership was successfully moved from Tema to Sekondi on 13th August, 2019 after the completion of the marine works and transmission lines. The full conversion of the plant to run on natural gas instead of heavy fuel oil, is expected to be completed and operational by end year.
811. The 190MW Amandi Power project is currently 95 percent complete. Commissioning of the plant on natural gas is scheduled to begin by end of 2019. The plant is expected to be commissioned and operational on natural gas before the end of year. Construction works for the first stage of the 400MW Early Power project has steadily progressed to 78 percent as at October, 2019.

812. In 2020, a number of projects are expected to be completed which include the 400MW Early Power Project Phase 1 stage two (40MW) to convert the plant to combined cycle operation and the T3 repowering project.
813. Mr. Speaker, to reduce the impact of take-or-pay charges, government initiated the process to minimize the fiscal impact of such contracts. Consequently, Government has started engaging IPPs, some of whom have submitted tariff reduction proposals for considerations. A steering committee has been inaugurated to oversee the process.
814. Mr. Speaker, as part of measures to provide a clear and comprehensive roadmap to restore and sustain financial viability and health of the energy sector, Cabinet approved the Energy Sector Recovery Programme (ESRP). In line with this, two policies were formulated; Least-cost fuel procurement and Competitive Procurement of Energy Supply and Services Contracts.
815. In line with Government’s policy to create a non-congested transmission system, GRIDCo continued with the Transmission System Reinforcement Project to improve operational reliability, security and control among others. Key among these included:
- Completion of the 330kV Transmission line project from Aboadze to Prestea transmitting averagely 165MW of power; and
 - Completion and energization of the Kintampo - Bolgatanga section of the 330kV Kumasi-Bolgatanga Transmission Line project.
816. In a bid to increase Power exports, plans are underway to extend the grid to other West African Countries (Burkina Faso, Togo and Benin). Under Lot 1 (Kumasi-Kintampo), tower foundation is 95 percent complete, erection is 90 percent complete and stringing of works is 18 percent complete. The transmission line works for Lot 2 (Kintampo –Tamale) and Lot 3 (Tamale- Bolgatanga) are completed. The Bolgatanga substation was completed and up to 100MW of Power is currently being exported to Burkina Faso.
817. Mr. Speaker, in 2020, GRIDCo will continue preparatory processes for the implementation of the following transmission projects to create a non-congested transmission system and improve operational reliability, security and control. These include:
- The 161 kV Aboadze-Takoradi line upgrade project;
 - The 161kV Takoradi-Tarkwa-New Tarkwa Prestea Line upgrade project; and;
 - The 330kV A4BSP (Pokuase) – Nkawkaw-Anwomaso Line Project
818. Under the Rural Electrification Programme, 305 communities were connected to the National Grid increasing the National Electricity access rate from 84.32 percent in 2018 to 84.98 percent.

819. Under the Regional Capital Street Lighting Project, the Ministry continued with the replacement and rehabilitation of the inefficient 250W High Pressure Sodium (HPS) with LED streetlights across the country with major turnkey projects for selected roads in Accra and Kumasi. replacement and rehabilitation works are 100 percent completed in Ashanti Region and 90 percent completed in Accra.

ECG Private Sector Participation Programme

820. ECG handed over the management and operations of its power distribution business to Power Distribution Services (PDS) Ghana Ltd on March 1, 2019. After the handing over, ECG continued to exist as a bulk energy trader and responsible asset owner. ECG was responsible for the execution of all donor funded projects which are still on-going after the handover.
821. Government suspended the Concession Agreement on 30th July, 2019 due to the detection of fundamental and material breaches of PDS' obligation in the provision of Payment Securities which were key prerequisites for the lease of assets.
822. Government is fully committed to private sector participation in ECG and is focused on moving forward with urgency to find a suitable replacement for the PDS arrangement. Government is motivated by the urgent need to reduce ECG's high distribution system losses – comprising 13% commercial and 11% technical losses – and improve service quality. Government will initiate an accelerated tendering process to select a new private partner for ECG in the coming months.
823. Mr. Speaker as indicated in the mid-year fiscal policy review, Government has taken steps to rationalize commercial agreements in the energy sector. In that regard, Government has:
- suspended all ongoing on PPAs, and GSAs, LNG Sale and Purchase Agreements (LNG SPAs) until further notice;
 - placed a complete moratorium on the signing of new PPAs, GSAs, and Put-Call Option Agreements (PCOAs), and hereby instructs ECG, GNPC, GNGC, and VRA to abstain from entering into any new PPAs, GSAs, LNG SPAs, until further notice;
 - that all future PPAs, and GSAs, LNG SPAs and Long Term Take or Pay Contracts should be subject to competitive and transparent procurement procedures,

Energy Development Programme

824. In a bid to reduce the incidences and effects of climate change, the Ministry is implementing policy programmes on Renewable and Nuclear Energy. In line with the policy, the Ministry is in the process of finalising a Renewable Energy (RE) Master Plan with clearly formulated strategies and targets to be achieved by 2030. The Renewable Energy Act is being amended to address current challenges in the smooth deployment of RE in the energy mix.

825. Mr. Speaker, in an effort to reduce government expenditure on electricity consumed in public buildings, particularly MDAs, schools, hospitals, among others, the Ministry of Energy is spearheading the integration of solar roof top and energy efficiency interventions on such public buildings. Preparatory works for a 1.0MW solar at the Jubilee House was completed and the installation works have commenced.
826. Mr. Speaker, Government is very concerned about the exposure of women and children to smoke emissions from inefficient wood fuels and kerosene as the main source of energy for cooking and lighting in remote and rural communities. To address the situation, Government will roll-out the distribution of 500,000 improved charcoal cooked stoves in rural and peri-urban areas where LPG fuel for cooking is not immediately available.
827. The dependence on kerosene as the main lighting source in Ghana has reduced significantly after the introduction of Solar Lantern Distribution Programme. The Ministry will continue to deploy solar lanterns with mobile phone charging facilities at subsidized price to these remote communities in 2020.
828. As part of Government’s initiative to provide electricity to small communities through the construction of micro-grids, the first 45kW Micro Hydropower Project was constructed on the Tsatsadu River in Hohoe, Volta Region to provide electricity to the people of Alavanyo-Abehenease and the surrounding villages.
829. Mr. Speaker, in support of the government industrialization agenda, the first phase of the roadmap setup by the International Atomic Energy Agency was completed and the owner Operator of the First Nuclear Power Plant has also been set up. In 2020, the second phase of the roadmap which involves the intensification of the development of human resources, identification of suitable nuclear technology and partnering with a vendor country will be undertaken.

Petroleum Sector Development and Management Programme

830. Mr. Speaker, total crude oil production achieved from the three producing fields (Jubilee, Tweneboa-Enyenra-Ntomme (TEN) and Sankofa-Gye-Nyame) totalled 53.63 million barrels from January to September 2019, translating to an average daily oil production of 196,429 barrels against a planned target of 196,000 barrels. A total of 35,153 million standard cubic feet (MMscf) of gas translating to average daily gas export of 128.76 million standard cubic feet (MMscf) was delivered for power generation and non-power gas users.
831. Greater Jubilee field as at September 2019 produced total crude oil of 24.34 million barrels (MMbbls); averaging 89,162 barrels of oil per day (bopd). Gas production as at September was 37,939.32 million standard cubic feet (MMscf) with a total of 14,052 million standard cubic feet (MMscf) exported to Ghana National Gas Company (GNGC) Atuabo Gas Processing Plant.

832. Total crude oil produced by TEN Field was 17.19 million barrels (MMbbls); averaging 62,968 barrels of oil per day (bopd) as at September 2019. The field also produced 35,148.54 million standard cubic feet (MMscf) out of which a total of 693.92 was exported for power generation.
833. Total crude oil production at the Sankofa-Gye-Nyame was 12.13 million barrels (MMbbls); averaging 44,447 bopd as at September 2019. A total of 20,072.74 million standard cubic feet of associated gas and 25,730.80 million standard cubic feet (MMscf) of non- associated gas was produced out of which 20,407 million standard cubic feet (MMscf) was delivered for power generation.
834. Mr. Speaker, to increase the productive uses of electricity and natural gas to spur industrialization, the Ministry in collaboration with GNGC is making efforts to maximize the non-power usage of natural gas, as a way of contributing to the country’s industrialization agenda. Currently, two ceramic companies (Wangkang and Twyford) in the Western Region utilize close to 10 MMscf of gas whilst, a co-generation facility (Genser Energy) consumes about 15 MMscf with plans to increase to about 34 MMscf.
835. Mr. Speaker, the Ghana National Petroleum Corporation (GNPC) under the Voltaian Basin Project processed and interpreted about 778.9-line km of 2D seismic data bringing to a total of 1,683.9-line km of data processed and interpreted since inception. Following the completion of Phase One of the seismic data acquisition in February 2019, the Corporation intends to acquire additional 600 Line km of 2D seismic data.
836. In 2020, the Ministry will continue with negotiations on the Petroleum Agreements, monitoring of the Voltaian Basin Project and facilitate the development of a Secondary Gas Market for the Tema Industrial Area.
837. Mr. Speaker, with the implementation of the Petroleum (Local Content and Local Participation) Regulations, 2013 (LI 2204), 65 Ghanaian companies registered with the Petroleum Commission to participate in the upstream petroleum industry. In 2020, the Commission will enhance the promotion of Joint Ventures in accordance with the Regulation.
838. The Takoradi scope of the Takoradi–Tema Interconnection Pipeline (TTIP) project was commissioned and operationalized with gas export from Takoradi to Tema through the West African Gas Pipeline (WAGP) in June 2019. In addition, the base scope of work at WAPCo Tema Regulatory and Metering Station (TRMS) was changed to reduce the capacity from 345 MMscf to 235 MMscf in line with projected gas supply to Tema. Engineering works for WAPCo Tema was completed with civil works currently ongoing for the control room building scheduled for completion this year.

839. Two hydrocarbon discoveries; Akoma-1X and Nyankom-1X were made within the period under review from two separate blocks namely Cape Three Points (CTP) and South Deep Water Tano (SDWT) Blocks respectively.

The National LPG Promotion Policy

840. Mr. Speaker, the National LPG Policy which seeks to abolish the current LPG Marketing Model and replace with the Cylinder Recirculation Model (CRM) was approved by Cabinet in 2017. The Ministry and the National Petroleum Authority (NPA) in partnership with LPG Marketing Companies (LPGMCs) and dealers agreed to pilot the Cylinder Recirculation Model (CRM) in the Obuasi Municipality and Kwaebibrem District. NPA is facilitating the procurement of about 55,000 cylinders on behalf of LPG Marketing Companies from the Ghana Cylinder Manufacturing Company (GCMC) for the pilot.
841. Under the Rural LPG Promotion Programme (RLPGPP), 17,500 cook stoves were distributed as part of efforts to promote LPG as a healthier, safer and cleaner fuel in semi-urban and rural areas as well as to reduce deforestation. In 2020, the Ministry plans to procure and distribute 60,000 LPG cook stoves to rural communities.

**Energy Sector Regulation Programme
Development of A Petroleum Hub**

842. Mr. Speaker, the establishment of the Petroleum and Petrochemicals hub is part of the strategic development initiatives aimed at promoting socio-economic growth by strategically positioning the country as a hub for the petroleum downstream industry in the West African sub-region. In furtherance of this objective, a bill to establish the Petroleum Hub Development Corporation is being drafted.
843. Additionally, the Ministry engaged the Lands Commission to begin acquisition of 20,000 acres of land in the Jomoro District of the Western Nzema Traditional Area for the development of the hub enclave.

National Climate Change- Smart Energy Action Plan

844. Mr. Speaker, as part of strategies to minimize Greenhouse Gas emissions from associated energy activities and consumption through the promotion of cleaner and more efficient energy sources and usage, a Smart Energy Action Plan was developed after extensive stakeholder engagement with the Environmental Protection Agency, the Ministry of Environment, Science, Technology and Innovation, and Energy Sector Agencies. In addition, the Ministry developed and launched a Health, Safety, Security and Environment (HSSE) manual to guide companies in the energy space. The manual was submitted to the regulators to ensure its operationalization.
845. Mr. Speaker, to ensure safety and productivity of Ghana’s Energy Sector by developing and enforcing regulations in the electricity and natural gas sectors,

Energy Commission trained and licensed over 2,000 new certified professional electricians.

846. In 2020, the Energy Commission will continue to partner the various stakeholders in the energy sector for the continuous enforcement of standards and regulations to streamline activities in the sector. Key activities to be undertaken include:
- Submit to Parliament a new Legislative Instrument to regulate the electrical cables and wiring accessories that may be produced, imported and sold in the country;
 - Update of existing regulations on the standard of operation in the electricity distribution sector; and
 - Enforcement of the provisions of the local content and local participation regulations for the electricity supply industry to ensure that Ghanaian citizens and indigenous companies participate fully in the development of the sector.
847. Energy Commission started consultations and procurement processes for an operator to develop, construct and operate a gas distribution network in the Tema Industrial Area. In 2020, the Commission will promote the utilization of natural gas in the industrial sector to ensure the full and productive utilization of Ghana’s domestic natural gas resources.

Infrastructure Sector

848. The main focus areas are: protected areas; water resources management; coastal and marine erosion; transport infrastructure; information and communication; construction industry development; drainage and flood control; infrastructure maintenance; rural development management; urban development management; and disaster management.
849. These interventions in the infrastructure sector will contribute to the achievement of the Sustainable Development Goals (SDGs) 1, 2, 3, 4, 5, 6, 7, 8, 9, 11, 12, 13, 14, 15, 16, and 17; and the AU Agenda 1, 3, 4, 5, 7, 10, 11, 12, 17 and 20. These are to promote the development of quality, reliable, sustainable and resilient infrastructure for economic development and wellbeing.

MINISTRY OF WORKS AND HOUSING

2019 Performance and Outlook for 2020

Infrastructure Sector Management Programme

850. Mr. Speaker, the coastal protection works were continued to protect lives, livelihood and properties of vulnerable communities from tidal wave erosion. The current statuses of implementation of these projects are Blekusu (100 percent), Adjoa (95 percent), Elmina (85 percent), Dansoman (80 percent), Amanful Kumah (50 percent), Dixcove (30 percent) and Axim (24 percent). Construction commenced at Cape Coast, Komenda and Anomabu and will continue in earnest through 2020.
851. The Ministry continued drainage improvement works to mitigate the disaster risks associated with flooding in various parts of the country. These projects include Sakaman Lot 1 and Goaso Lots 1 and 2 which are progressing steadily. The drainage works at Ejura Lot 2 and Tepa Lots 1 and 2 are 32 percent, 100 percent and 10 percent complete respectively. In 2020, construction of various reinforced concrete drains will be undertaken in 62 communities across the country.

Human Settlement and Development Programme

852. Mr. Speaker, provision of accommodation for the security services still remains high on the Government's priorities. In line with this, the Phase III of the Security Services Housing Programme for the Ghana Police Service commenced. The project comprises 320 units located at the Ghana National Police Training School, Tesano. The overall progress of work stands at 17 percent and will be continued in 2020.
853. Government Affordable Housing Project at Asokore- Mampong, Kumasi for 1,030 housing units is progressing steadily and currently at 90 percent completion. Similarly, the Kpone Affordable Housing Project handed over to Tema Development Corporation Limited (TDCL) comprising 24 blocks to provide 321 units of apartments is 95 percent completion and will be ready for habitation early next year.

854. Mr. Speaker, in 2020 the Ministry will arrange for appropriate financing for the completion of the Wa, Tamale (Wamale) and Koforidua Affordable Housing Projects commenced in 2006. In a similar vein, the Saglemi Housing Project will continue after the conclusion of the value-for-money audit.
855. Mr. Speaker, the completed 43 unit townhouses and 24 units of flats at Roman Ridge, under the Redevelopment Programme, were fully allocated to public and civil servants. Additional 6 unit townhouses are expected to be completed by end of December 2019.
856. Mr. Speaker, an additional redevelopment will commence at the Roman Ridge enclave in which the people of Ghana would be the beneficiary of 444 mixed use housing units comprising 198 4-Bedroom-Executive Townhouses and 246 3-Bedroom Apartments.

MINISTRY OF ROADS AND HIGHWAYS

2019 Performance and Outlook for 2020

Road Rehabilitation and Maintenance Programme

857. Mr. Speaker, the Ministry maintained its focus on routine and periodic maintenance activities to protect the huge investment made by Government in the provision of the road infrastructure. As at the end of September, 2019, routine maintenance had been undertaken on 9,041km of trunk roads, 18,151km of feeder roads and 7,628km of urban roads.
858. Mr. Speaker, in addition, periodic maintenance activities which cover; re-gravelling/spot improvement and resealing works were carried out on 29km, 1,185km and 276km of trunk, feeder and urban road networks respectively. About 206km of asphalt overlay were also completed in various cities and towns. Some of the cities and towns include Accra, Kumasi, Takoradi, Tema, Cape Coast, Kyebi, Juaben, Koforidua and Tamale.
859. Also, minor rehabilitation works covering upgrading and the construction of culverts and drainage structures were carried on 24km of trunk roads, 205km of feeder roads and 191km of urban road networks respectively.
860. Mr. Speaker, in 2020 the Ministry will undertake 12,500km, 15,000km and 3,500km of routine maintenance activities (grading, pothole patching, shoulder maintenance, vegetation control) on trunk, feeder and urban road networks respectively. Additionally, periodic maintenance activities (spot improvement, re-gravelling, resealing, asphaltic overlay, partial reconstruction, maintenance of bridges and culverts) will be undertaken on 23km, 200km, 300km of trunk, feeder and urban roads respectively.

861. The Ministry will also undertake minor rehabilitation works on 72km of trunk roads, 320km of feeder roads and 30km of urban roads.

Road and Bridge Construction Programme

862. Mr. Speaker, the development activities undertaken in 2019 include the construction of the Pokuase interchange with the construction of 10km of selected roads, segregated walkways, footbridges and underpasses as well as drainage structures at Pokuase.
863. Mr. Speaker, works are progressing steadily on the Tema Motorway Roundabout. The project is aimed at improving the traffic capacity at the Tema Motorway Roundabout by constructing a 3-tier interchange. Works on the underpass are almost completed and four pedestrian bridges are about 90 percent completed.
864. Mr. Speaker, works commenced on the first phase of the Obetsebi-Lamptey Interchange. This is made up of the Kaneshie-Graphic Road Interchange to be completed in 24 months.
865. Mr. Speaker, to improve roads within the Greater Kumasi Metropolis including newly created districts (Ejisu Juaben, Sekyere East, Bekwai and Mampong), the following Kumasi facelift projects were initiated and are ongoing:
- Reconstruction and Rehabilitation of 50km of selected Roads;
 - Dualization of Lake Road and Construction of Sissai River Storm Drain;
 - Construction of Transport Terminal at Atonsu; and
 - Rehabilitation of 100km of selected roads in Kumasi.
866. In addition, installation of Area-Wide Traffic Signal Control Systems and six pedestrian bridges on Madina–Pantang road were substantially completed.
867. Mr. Speaker, some of the ongoing projects programmed for construction in 2020 include:
- Construction of Dufor Adidome – Asikuma Road Project;
 - Upgrading of Tatale-Zabuzugu-Yendi-Tamale Road and 1,360 km of feeder roads;
 - Nsawam - Apedwa Road (Kwafokrom – Apedwa Road);
 - Bolgatanga – Bawku – Polmakom;
 - Nkwanta - Oti Damanko Road;
 - Oti Damanko - Nakpanduri Road;
 - Berekum – Seikwa Road;
 - Enchi - Dadieso Road;
 - Dualisation of Ho Main Roads;
 - Construction of Ho Bypass;
 - Construction of Pokuase Interchange;
 - Kumasi Roads and Drainage Extension Project;
 - Improvement of four roundabouts between Ejisu and KNUST; and

- Kansaworado By-Pass Phase 3.
868. Mr. Speaker, in 2020 the following ongoing bridge projects will be continued:
- Construction of seven bridges in Northern Ghana;
 - Replacement of Expansion Joints on the Lower Volta Bridge at Sogakope; and
 - Construction of the Reinforced concrete bridge over River Anunu on Adansi Asokwa – Banka Road.
869. In addition, some new bridge projects programmed for construction in 2020 include:
- Construction of bridge over the Volta river at Volivo;
 - Rehabilitation of bridge over River Offin at Dunkwa–on–Offin on Dunkwa-Obuasi Road;
 - Construction of Buipe, Yapei and Daboya Bridges; and
 - Design, fabrication, supply and installation of 50 composite bridges and related civil works.
 - Reconstruction of Ankobra, Iture and construction of Dikpe bridges
870. Mr. Speaker, critical regional road projects programmed for construction in 2020 are as in Table 21.

Table 21: Critical regional road projects programmed for construction in 2020

LIST OF CRITICAL ROADS		
REGION	ROAD/BRIDGE	KM/m
AHAFO	Akrodie-Sayereso	40.3
	Bediako - Kasapin - Camp 15	45
	Tepa-Boma	11
	Kofiekrom 3No. 1.8 Pipe Culvert	3No.
ASHANTI	Obuasi Town Roads	65
	Mankraso - Tepa – Manbane	60
	Abuakwa - Bechem Junction	30
BONO	New Dormaa-Yawhima	15
	Menji-Bui	30
	Sampa-Jinijini	34
	Dormaa Town Roads	5
BONO EAST	Atebubu-Kwame Danso	30
	Kintampo-Abeasi-Prang	51
	Atebubu Town Roads	3
CENTRAL	Twifo-Praso-Assin Fosu	29
	Swedru-Bawjiase-Adeiso	25
	Ayanfuri-Takyikrom	20
EASTERN	New Abirem - Ofoasekuma-Oda	99
	Suhum-Asamankese-Oda	72
	Asamankese Town Roads	15
	Apimso-Anyaboni	15
GREATER ACCRA	Rehabilitation of Ayawaso Town Roads	10
	Rehabilitation of Okaikoi North Town Roads	11
	Reconstruction of Tema Industrial Area – Kpong Road	7.7
NORTH EAST	Bunkpurugu-Nalerigu	61
	Nalerigu Gbintiri	46
	Wulugu-Kpasenkpe	35
	Prima-Misio Bridge (210m)+ 10km road	10
	Yagaba-Mankarigu	23
NORTHERN	Zabzugu-Nakpali	58
	Bimbilla-Jilo-Asafoatse	18.2
	Gushegu-Gbandaa-Nalerigu	52

LIST OF CRITICAL ROADS		
OTI	Dambai Town Roads	15
	Nkonya-Wurapong-Kwamikrom	17
	Jasikan-Worawora	25
SAVANNAH	Bunjai-Fufulso	72
	Daboya-Mankarigu	60
	Salaga-Kpandai	72
UPPER EAST	Chuchulga-Sandema-Wiase	40
	Bolga-Naaga	32
	Rehabilitation of Navrongo – Naga Road	42
UPPER WEST	Wa-Bulenga	28
	Fian Issa-Wahabu	48
	Wahabu-Funsi-Yaala	39
	Wechiau-Ga	22
VOLTA	Asikuma – Have	45
	Have – Hohoe – Jasikan	83
	Ho – Dzodze - Denu	99
WESTERN	Takoradi-Bossoso-Tarkwa dualisation	88
	Bawdie-Sureso-Samreboi	71
	Essiama-Nkroful-Aniben-Anyinase	69
	Aboso-Junction-Huni Valley-Damang	40
WESTERN NORTH	Sefwi-Dwenase-Nsawora	26
	Asawinso-Kojina Esaakrom	24
	Bibiani and Awaso Town Roads	20

Source: MoF

871. Mr. Speaker, in 2020, about 50km of trunk roads and 25km of urban roads will be constructed. There will also be the construction of seven bridges on the trunk roads, five on feeder roads and three on urban road networks, 17 engineering studies, comprising five on trunk roads, two on feeder roads and 10 on urban roads.

Road Safety and Environment Programme

872. Mr. Speaker, the implementation of the axle load programme in line with the Road Traffic Regulation LI 2180 over the years resulted in significant decrease in the incidence of overloading which currently stands at three percent.

873. Mr. Speaker, the Ministry carried out maintenance works on 310 traffic signals in 2019 and plans to do 310 more in 2020. Additionally, the Ministry will install 20 traffic signals, treat 50 road safety hazard sites, improve 20 junction locations, construct 14km walkway and keep overloading below five percent. Furthermore,

the implementation of the Phase 2 of the Accra Intelligence Traffic Management Project (AITMP) will continue in 2020.

Road Financing

874. Mr. Speaker, the Ministry’s Public Private Partnerships (PPP) programme for the financing, construction and management of road infrastructure is progressing steadily. Four projects are at different stages of preparation:
- Accra – Takoradi PPP Project (208Km) - The proposed project consists of the dualization of the road including provision of interchanges and by-passes at urban sections of the road. The Transaction Advisor submitted a Route Report for the project and recommended a greenfield alignment for a section of the corridor.
 - Accra – Tema Motorway PPP Project (31.7Km) - Request for Proposals were issued to four pre-Qualified Bidders. Submission is scheduled for January 2020 which will be followed by bid evaluation and contract award.
 - Accra – Kumasi Expressway Project (245Km) - Feasibility studies are currently underway, which are expected to be submitted by the end of December 2019.
 - Dualization of Tema Arterial Roads - Feasibility study of the project is expected to be completed by end year. The first phase of the Meridian Road/Beach road junction was commissioned and opened to traffic in July 2019.
875. Mr. Speaker, to protect the huge investment made in the road infrastructure, the Ministry, in 2020, will continue regular maintenance of the road network as well as implement electronic tolling of roads to provide the necessary funding for the maintenance works and improve implementation of the Axle Load control.

MINISTRY OF SANITATION AND WATER RESOURCES

2019 Performance and Outlook for 2020

876. The details of the Ministry’s flagship programmes on sanitation are reported in Section Three of this document.

Water Sector Management Programme

877. Mr. Speaker, the Nationwide Water Quality Monitoring Programme showed that overall ambient water quality continued to improve from an index of 51.5 in 2017 to 56 in 2019 (which is fairly good quality). The south-western river system including Pra, Tano, Bia and Ankobra basins, which deteriorated due to illegal mining, gradually improved in quality from an index of 49.3 (poor quality) in 2017 to 53.0 in 2019 (fairly good quality).
878. The Ministry, through the Water Resources Commission, will expand the Nationwide Water Quality Monitoring network from the existing 41 stations to 80 and increase the water quality parameters to cover trace metals (such as arsenic, mercury, lead, copper, and zinc) and other toxins and sediments. The Commission will undertake awareness campaign on results of the assessment and take remedial actions.

879. Mr. Speaker, transboundary cooperation continued to be strengthened through concerted initiatives. Accordingly, Ghana hosted the 7th Session of the Council of Ministers of the Volta Basin Authority (VBA) in May 2019. Key outcomes were the approval of the Volta Basin Water Charter and the election of the Minister for Sanitation and Water Resources as the Chairman for the VBA Council of Ministers for the next two years.
880. The Water Resources Commission trained nursery attendants to nurse 5,000 seedlings and planted 2,600 tree seedlings to create a 1.2km buffer zone along the Black Volta River to ensure effective management of our water resources. In addition, the Commission finalised arrangements with the Dutch Water Authorities to support the development of governance structures and technical tools for the management of the Delta.
881. In 2020, the Commission will implement governance, ecosystem restoration, and conservation interventions under the Volta Basin Authority’s Programme and undertake groundwater monitoring and management network to ensure the sustainable management and utilization of ground water resources.
882. Mr. Speaker, in 2020, the Ministry will complete the ratification of the United Nations Convention on the Protection and Use of Transboundary Watercourses and International Lakes of 1992, and the United Nations Convention on the Law of Non-Navigational Uses of International Watercourses of 1997 to support national and transboundary water security.
883. Government is making efforts to achieve the “Water for All” agenda. Under urban water supply, Parliament approved the Tamale, Damongo and Yendi Water Supply Projects. Preparatory works for the commencement of the actual construction of the Projects are far advanced. Cabinet has approved Wenchi Water Supply project.
884. Mr. Speaker, the Ministry will continue with the construction of the Upper East, Yendi, Tamale and Damongo Water Supply Projects and complete the implementation of the Greater Accra Metropolitan Area Sanitation and Water Project.
885. The construction of a new 3km raw water line from the Veia Dam to the existing Water Treatment Plant (WTP) was completed, 4.4km out of 9km pipeline was laid from Navrongo to Paga and water tightening test conducted on the existing Bolgatanga reservoir to improve the reliability and sustainability of water supply in the Upper East Region.
886. Mr. Speaker, to increase access to improved water supply in the Greater Accra Metropolitan Area (GAMA), especially in low income communities, Ghana Water Company Limited laid about 282km of pipelines which resulted in about 7,000 new

service connections to households. This improved water supply to 74,000 Households.

887. In 2020, the Ministry will continue with the implementation of the following water projects: Kpong Phase 2; Ho and Hohoe; Sekondi–Takoradi; Sunyani; Essiama; Begoro Assin Fosu; Tarkwa; Keta; Techiman; and rehab of Weija treatment plant; dredging of all water treatment intakes.

MINISTRY OF COMMUNICATION

2019 Performance and Outlook for 2020

ICT Infrastructure Development Programme

888. Mr. Speaker, the Ministry completed the coverage verification test of Digital Terrestrial Television (DTT) signals nationwide. The phased migration from analogue to digital TV will commence by the end of this year. Cabinet approved the DTT policy to guide the migration from analogue to digital broadcasting. In 2020, the Ministry will work with the Ministry of Information and all stakeholders to provide public awareness of the entire migration process.
889. The National Information Technology Agency (NITA) installed the Public Key Infrastructure Platform to provide over 50 million trusted and reliable cryptographic keys (Digital Certificates) to ensure secured communications. The system will support security initiatives such as smartcard-based authentication, network access control technologies, secure digital signatures, encryption and device-based authentication to promote secure online activities by both the public and private sectors.
890. Mr. Speaker, the Ministry through Ghana Investment Fund for Electronic Communications (GIFEC) deployed 103 telephony sites in various communities across the country to provide voice and data communications to 400 communities and over 200,000 people. In collaboration with Nation Builders Corps (NABCo), GIFEC also deployed 1,487 trainees to ICT centres across the country to train school leavers, artisans, market women and drivers to promote the use of ICT and bridge the digital divide. It also provided students living with disability in selected tertiary institutions with assistive technology enabled devices and training to promote their digital inclusion.
891. In 2020, GIFEC will partner with ECG to utilize aerial fibre to provide faster and affordable internet connectivity to remote and rural areas across the country.
892. The National Communications Authority (NCA) in collaboration with the Ghana Standards Authority and other relevant agencies, launched four Type Approval laboratories. The Type Approval Labs are also being used by the International Telecommunication Union (ITU) as the regional and sub-regional centre of excellence for ICT testing.

893. Cabinet noted the deficiencies of the existing SIM card registration regime including the sale of pre-registered SIM cards, the use of pre-registered SIM cards and fraudulent registration of SIM cards, and the use of mobile devices to commit crimes or defraud citizens. The Ministry was directed to apply the law on sim registration fully. In 2020 the Ministry will provide a solution for the seamless verification of IDs for registration of SIMs.

ICT Capacity Development Programme

894. Mr. Speaker, the Kofi Annan Centre of Excellence (KACE) in ICT secured a grant to equip and operationalise the three ISO certified research laboratories in collaboration with C-DAC, India for the development of e-governance software solutions for MDAs and MMDAs. The Centre also established two research facilities in Sunyani and Bolgatanga, and developed a new indigenous operating system called Nyansapo OS for schools. In 2020, the Centre will continue to implement the tele-education and tele-medicine projects.

895. Mr. Speaker, as part of measures to bridge the gender gap in the ICT sector, the Girls in ICT program was celebrated in the Western Region and trained 600 students drawn from nine Districts in the region. To expedite the training of more girls in ICT, the Ministry instituted a biannual celebration of this Initiative. The second batch of girls will be trained in basic computer skills and coding in the Central Region in November, with 980 girls drawn from 14 Districts in the Central Region. In 2020, the Ministry will celebrate the Girls in ICT Initiative in two newly created regions, starting with Oti Region in the second quarter of 2020.

896. Mr. Speaker, the Ministry through the Accra Digital Centre (ADC) provided incubation and support for 150 start-ups. In addition, 3,000 youth were trained in different digital programmes, 1,800 digital and 200 ancillary jobs were created. Government partnered with Oracle to provide support for 500 tech start-ups across seven regions. Discussions are ongoing to expand this initiative to cover 1500 start-ups in 2020.

897. Mr. Speaker, the Ministry held the Cyber Security Awareness Month celebrations in October 2019 under the theme ‘Demonstrating Ghana’s Cyber Security Readiness’. Students, Public Servants and the general public were educated and sensitized on cyber hygiene towards a more secured digital ecosystem and highlighted issues of Child Online Protection.

898. The Data Protection Commission trained 35 Data Protection Supervisors to facilitate compliance with the Data Protection Act. In 2020 the Data Protection Commission will accredit five institutions to offer training to more personnel as Data Protection Supervisors. This will enhance the capacity of the Commission to carry out registration and regulation of data controllers.

899. In addition, the Postal and Courier Services Regulatory Commission licensed 27 new operators and renewed 53 existing couriers. In 2020, the Commission will

establish new offices in the Ashanti, Western and Northern Regions to effectively regulate the activities of the increasing courier industry to protect users.

Meteorological Services Programme

900. Mr. Speaker, Parliament amended portions of the Ghana Meteorological Agency Act, 2004 (Act 682) to strengthen its revenue generation capacity this year. GMet can now charge and generate aeronautical fees from Ghana Civil Aviation Authority and Ghana Airport Company Limited.
901. The Ghana Meteorological Agency (GMet) attained certification of Quality Management System (QMS), ISO 9001, 2015. The implementation of the QMS at Kotoka, Kumasi and Tamale Airports will attract many more airlines into the country and help position Ghana as the Regional Aviation Hub envisaged by the President. 10 Automatic Weather Stations were also installed. In 2020, the Agency will procure and install Automatic Weather Observatory System (AWOS) at Kumasi and Tamale Airports to comply with ICAO, WMO and automate more of its systems around the country.

MINISTRY OF RAILWAYS DEVELOPMENT

2019 Performance and Outlook for 2020

Railways Development

902. Mr. Speaker, the development of a modern railway system remains a high priority of Government to facilitate the efficient and effective movement of both passenger and cargo. The expected benefits of a modern railway network to the people of Ghana are enormous and includes trade facilitation, travel time savings, transportation cost savings, reduction in road accident rates, vehicle and road maintenance cost savings, among others.
903. The details of progress of implementation of the Railway Development Plan is highlighted in Section Three of this document.
904. Mr. Speaker, the Ministry undertook a review of the Railway Master Plan of 2013. The draft Final Report of the 2020 Master Plan was submitted to the Ministry and is being subjected to stakeholder review. The Plan envisages that the over 4000km of railway will be constructed over a 15-year period.
905. Some of the key proposals of the new Plan are as follows:
- design speed revised from 120km per hour to 160km per hour;
 - minimum axle load increased from 22.5 tonnes to 25 tonnes; and
 - rail connection to all regional capitals and also economic zones such as the iron ore deposits at Sheini, near Yendi, the Opong Manso iron ore deposits and the free zone at Shama.
906. Mr. Speaker, the old Railway Training School and two workshops located at Essikado, Sekondi, received major refurbishments and facelifts. The Training

School is to be upgraded and equipped with modern teaching and learning facilities to enhance capacity building and skills development for the Railway Sector.

907. The Ghana Railway Company Limited, in collaboration with the George Grant University for Mines and Technology (UMaT), Tarkwa, developed curricula to transform the Training School into an accredited tertiary institution. The School will run railway related courses such as railway engineering, signalling and telecommunication as well as infrastructure development to build a core of Ghanaian professionals in the railway sector, and other related sectors.

MINISTRY OF TRANSPORT

2019 performance and outlook for 2020

Maritime Services Programme

908. Mr. Speaker, to increase container handling capacity at the Tema Port, the Ministry continued with the construction of four new dedicated container berths at the Port. The first two berths with a depth weight capacity of 16.0m were completed and are operational. Works are currently ongoing on the remaining two berths and scheduled for completion next year.
909. The development and operations of the Dry Bulk Jetty with a total quay wall length of 800 meters at the Takoradi Port was completed. The operationalization of the infrastructure is being procured through PPP and negotiations are ongoing with prospective PPP operator. The operationalization of the Jetty will eliminate double handling of bulk cargo and increase tonnage of bauxite and manganese for export.
910. Mr. Speaker, Government procured airless spraying machines, ultra-high pressure hydro blasting machine, Hp electric hydraulic pumps and jacks, rubber joint and dewatering pump and some accessories to improve the poor state of infrastructure at the Tema Shipyard and Drydock.
911. The construction and rehabilitation of ferry landing sites and facilities along the Lake is on-going, to improve transportation services on the Volta Lake. Construction works on the landing sites at Dambai and Dambai overbank is about 68 percent complete while construction and rehabilitation of Yeji, Makango and Agordeke landing sites are 46 percent complete.
912. Mr. Speaker, to ensure safe launching and landing of artisanal fishing, create and maintain hygienic environments and create potential job opportunities within the fishing communities, H.E. the President cut sod for the construction of ten coastal fish landing sites at Axim, Dixcove, Elmina, Moree, Mumford, Winneba, Senya Breku, Fete, Teshie, and Keta.

Road Transport Management Programme

913. Mr. Speaker, to improve mass transportation, Government procured a total of 100 new intercity buses to augment the fleet of the Metro Mass Transit Limited (MMT). Similarly, the Intercity STC Coaches Limited will also receive 100 new buses before the end of the year. In 2020, MMT will receive 200 intercity buses.
914. Mr. Speaker, the National Road Safety Authority (NRSA) Bill was passed into NRSA Act 2019 (Act 993). In view of this, the Authority commenced the development of the necessary regulations to operationalize the Act.

MINISTRY OF AVIATION

2019 Performance of the Sector and Outlook for 2020

915. In pursuit of the establishment of a Home-Based Carrier, the Ministry is in advanced negotiations with its strategic partner to establish the Home-Based Carrier. Review of various contractual documents were completed by the Attorney-General's Office to pave way for the signing of the partnership agreement. The Airline is expected to commence operations by second quarter of 2020 and will primarily provide domestic, regional and international services to improve connectivity and provide the travelling public with more choices.
916. Mr. Speaker, works are progressing steadily on the Kumasi Airport extension to include expansion of the Terminal building and construction of passenger boarding bridges. Phases II & III are expected to be 80 percent complete by the end of 2020.
917. Construction works commenced on the eight parking stands (northern apron), to improve the capacity of KIA to accommodate more airlines, especially during peak periods. The apron is expected to be put to full use by end of 2020.
918. Mr. Speaker, the Ministry commenced rehabilitation works on the Sunyani Airport to pave way for commercial operations to resume by third quarter of 2020. The Ministry further identified a site at Apowa-Mpohor in the Ahanta West District in the Western Region for the construction of a civil airport on PPP basis. This is to free up the Air Force Base in Takoradi which is currently being used for commercial operations by domestic airlines. In addition, assessment was carried out on the suitability of a potential site identified for an airport in the Upper East Region. Feasibility studies will be conducted on the two proposed airports to secure funding in 2020.
919. Mr. Speaker, the Wa Airport was evaluated and found to be in conformity with International Civil Aviation Organisation (ICAO) standards and suitable for commercial operations. Subsequently, commercial flights commenced operations at the airport in October 2019.

920. In 2020, the Ministry will continue with the engagements and collaboration with other domestic airlines to extend operations to Ho Airport in a bid to open up the country for efficient movement of people, goods and services and promote tourism.
921. To strengthen safety and security of our air space, an independent Aircraft Accident Investigation Bureau (AIB) was set up to investigate any aircraft accident and serious incident that occurs in the territory of Ghana and within the Flight Information Region (FIR).
922. Mr. Speaker, the International Civil Aviation Organisation (ICAO) Coordinated Validation Mission (ICVM) Audit conducted an audit on Ghana’s compliance with the Standards and Recommended Practices (SARPs). Ghana attained Effective Implementation (EI) rate of 89.89 percent from 65.54 percent at the last audit. Ghana received two ICAO awards in recognition of this feat. The Ministry will continue to ensure strict adherence to ICAO Standards and Recommended Practices.
923. Mr. Speaker, to aid smooth and easy take-off and landing of aircraft at the various airports and also improve on safety, the Ghana Civil Aviation Authority replaced ageing communication, navigation and surveillance (CNS) equipment at the Tamale airport, installed equipment and associated systems at Ho Airport and installed Radar at Kumasi and Tamale Airports and installed 200 VHF radio for Accra (LIREX).
924. Construction is progressing steadily on the modern Air Navigation Services (ANS) Centre at KIA to provide state-of-the-art equipment for air navigation services and offices for Air Traffic Controllers and Engineers. The project is 57 percent complete and is expected to be completed and operational by April 2020.
925. Mr. Speaker, as part of initiatives to make Ghana an Aviation hub, the Ministry will review the existing Aviation Policy and develop the Aviation Master Plan in 2020, to guide the development of the sector.
926. As a result of the prudent policy initiatives taken by Government and adherence to high Airports Service Quality Standards at the various airports, the Airport Council International (ACI) ranked KIA 1st in West Africa and 4th in Africa in 2019. In 2020, the Ministry will continue to introduce and implement sound policies to improve service delivery to become the 1st in Africa.
927. Mr. Speaker, 2019 recorded tremendous growth in domestic passenger travel of 83.62 percent compared to 2018. The total number of operators in the market also increased from one in 2017 to three in 2019. In 2020, the Ministry will continue to facilitate the certification process for other prospective domestic airlines.
928. The Ministry will develop the business side of aviation to improve tourism, generate employment and create wealth. A number of projects including installation of solar

panels at all the regional airports, development of Aviation Conventional Centre at Dicheonso in Kumasi, development of Airport City 2 Project, establishment of Aviation Training organization, development of MRO/Cargo terminals at the Tamale Airport and Aviation Park and Museum will be pursued on PPP basis.

Social Sector

929. The key focus areas are: education and training; health and health services; food and nutrition security; population management and migration for development; poverty and inequality; water and environmental sanitation; child protection and family welfare; support for the aged; gender equality, empowerment of women and girls; sports and recreation; youth development; social protection; disability and development; and employment and decent work.
930. Policy measures in the social sector are in line with Sustainable Development Goals (SDGs) 1, 2, 3, 4, 5, 6, 8, 9, 10, 11, 12, 13, 16, and 17; and the African Union (AU) Agenda 1, 2, 3, 4, 5, 7, 12, 13, 17, 18, and 20; which seek to promote social, economic and political inclusion for all Ghanaians.

MINISTRY OF EDUCATION

2019 Performance and Outlook for 2020

Management and Administration

931. Mr. Speaker, to enhance management of education service delivery, the Ghana Education Service, in collaboration with Institute of Educational Planning and Administration (IEPA) and International partners, are designing a training programme in School Leadership Management for heads of all basic and second cycle institutions.
932. To ensure an effective and efficient regulatory system, the under-listed Bills were submitted to Parliament and are at Committee stage for consideration and passage in 2020:
- Chartered Institute of Human Resource Management Bill, 2018;
 - Ghana Book Development Agency Bill, 2018;
 - Library Services Bill, 2018;
 - Education Regulatory Bill, 2019;
 - Pre-Tertiary Education Bill, 2019;
 - Chartered Institute of Marketing Bill, 2019;
 - Ghana National Research Fund Bill, 2019;
 - Ghana Communication Technology University Bill, 2019; and
 - Complementary Education Agency Bill, 2019.
933. The Ministry commenced the implementation of the new curriculum. To ensure effective roll-out, Government developed, printed and distributed 157,000 Teacher Packs on new curriculum to teachers across the country. In addition, 4,086 Master, Regional and District level trainers as well as 152,000 teachers were trained in the new curriculum.
934. In 2020, the Ministry will develop, print and supply teaching and learning materials (TLMs) for the revised curriculum to include the following:
- Literacy, Numeracy, Creative Arts and Our World Our People Workbooks for 1,250,144 KG pupils;

- Literacy, Numeracy, Creative Arts and Our World Our People Textbooks for 1,614,280 pupils in Lower Primary;
 - Literacy, Numeracy, Creative Arts, Our World Our People, History, Ghanaian Language and Science Textbooks for 1,561,058 pupils in Upper Primary; and
 - 1,215,088 pieces of Teachers Guide for KG to Primary 6 teachers.
935. The Ministry will commence the development of the new JHS and SHS curriculum and train JHS and SHS teachers on the new curriculum. In 2020, the Ministry will decentralize the management of pre-tertiary education when the Pre-Tertiary Education Bill is passed by Parliament.
936. The Ghana Library Authority completed the construction of 2 libraries and renovated 10 existing libraries, including the Accra Central, Asokore and Hohoe libraries. In addition, a digital library was created to make library service accessible. Furthermore, resources were invested to increase the book stock in the libraries by 20 percent.
937. Government in collaboration with the World Bank and the Global Partnership for Education will be implementing the “Ghana Accountability for Learning Outcomes Project (GALOP)” in 2020. The project seeks to improve the quality of education in low performing basic schools and strengthen education sector equity and accountability.
938. The Ministry will also continue to engage Religious Bodies to strengthen the existing partnership between Government and Religious Bodies in the delivery of quality education as well as guiding the moral development of the young people in schools.
939. Furthermore, the Ministry is partnering with philanthropic and non-traditional partner organisations to support the implementation of sector policies. Currently, Education Outcomes Fund is supporting the Ministry of Education to roll out Ghana Sustainability Learning Outcomes Project aimed at supporting 170,000 out-of-school-children to be brought back into the school system.
940. The Ministry is also collaborating with Education Workforce Initiative (EWI) / Education Commission to develop a comprehensive teacher policy and design Education Workforce Management Framework to guide human resource management of education service delivery efficiently.

Basic Education Programme

941. Mr. Speaker, the Ministry with the support of UNICEF is putting together an Early Childhood Education (ECE) Policy to provide a framework for comprehensive early childhood education and standards for teaching and monitoring of public and private providers. In 2020, the Ministry of Education will work with the Ministries of Gender and Social Protection and Health to implement the ECE Policy nationwide.

942. The Ministry provided basic education establishment supplies of 156,925 class attendance registers, 100,000 teachers’ note books, 2,207,383 boxes of white chalk and 161,735 boxes of coloured chalk to all public basic schools.
943. The Ghana Education Service introduced new school uniforms for pupils in public Junior High Schools as part of reforms in the education sector. Government procured JHS uniforms for distribution to 294,000 JHS pupils in deprived communities for the 2019/2020 academic year. In addition, a total of 300,000 pupils in KG and Primary were given uniforms to boost enrolment and retention in schools in deprived communities.
944. Government continued with the payment of Basic Education Certificate Examination (BECE) registration fees for all candidates in public schools. In 2019, government absorbed the registration fees for 391,318 candidates from public Junior High Schools. In 2020, government will continue to absorb the BECE Registration fee for an estimated 397,500 candidates from Public JHSs.
945. In line with Government’s policy of strengthening and generating interest in Mathematics and Technology, 9,000 basic school teachers will be trained in the delivery of BSTEM in 2020. In addition, 4,400 basic schools will be equipped with Science, Technology, Engineering and Mathematics (STEM) equipment.
946. In 2020, Government will commence the construction of 20 STEM Centres across the country. The project will also include the supply and installation of educational equipment and training of teachers and instructors.
947. As part of government’s vision of ensuring that every pupil in Ghana is adequately prepared for the global digital economy, the Ministry will carry out the National Digital Literacy Project in 2020. The project is targeted at teachers and learners in all primary schools to make it possible for them to access digital technology and communication tools for learning. The project will, among other things, include:
- distribution of broadband enabled digital devices for all learners and teachers;
 - development of trainer module to develop the capacity of teachers and relevant implementers;
 - development and provision of appropriate content for digital learning; and
 - establish a plant in Ghana to assemble and refurbish the device and its relevant accessories.

Secondary Education Programme

948. Implementation of free SHS opened up secondary education opportunity that has never been recorded in our recent history. Significantly, between 2016 and 2018, enrolment at the secondary level increased by 43 percent. The details of achievements under the programme are highlighted in Section Three of this document.

Tertiary Education Programme

949. Mr. Speaker, the Ministry completed and launched the Tertiary Education Policy which provides guidelines for the structure, planning, development, regulation, operations and governance and accountability of the tertiary sub-sector.
950. To further improve the Tertiary Education sub-sector, the following activities will be undertaken in 2020:
- complete set-up of Common Admissions Platform (CAPS), test-run and deploy for use;
 - oversee implementation of African Centers of Excellence Programme;
 - facilitate the implementation of the new curriculum in all 46 Colleges of Education in affiliation with five universities; and
 - complete preparatory activities for the establishment of Open University.
951. The Ministry will continue with the provision of additional infrastructure facilities to enhance education service delivery. This will include:
- Construction of additional offices for MoE headquarters;
 - New office complex for the National Council for Curriculum and Assessment (NaCCA), National Inspectorate Board (NIB), National Teaching Council (NTC) and Council for Technical and Vocational Education and Training (COTVET);
 - Continue renovation works at GES Headquarters; and
 - Complete the construction and furnishing of GES Training School at Saltpond.

MINISTRY OF EMPLOYMENT AND LABOUR RELATIONS

2019 Performance and Outlook for 2020

Management and Administration Programme

952. Mr. Speaker, the Ministry collaborated with stakeholders to review and develop policies, protocols and guidelines required to ensure effective management and regulation of employment and labour related issues. In collaboration with Social and Development Partners, the Ministry developed and reviewed the Draft National Occupational Safety and Health Bill, the Cooperatives Bill and a Draft National Labour Migration Policy.
953. In 2020, the Ministry will seek Cabinet’s approval for the National Labour Migration Policy, the Co-operatives Bill, the National Occupational Safety and Health Bill and the Domestic Workers’ Regulation.
954. The Ministry constructed a One-Storey Building for use as Jobs, Voluntary Migration and Reintegration Centre. In addition, the Employment Information Branch (EIB) of the Labour Department and eight other Public Employment Centres were assessed for revamping. Six officers of the Labour Department and the Ministry were also trained to deliver courses in certified employment promotion course dubbed “Start and Improve Your Business (SIYB) “. The officers delivered the first training to 60 beneficiaries in Start Your Business (SYB) module, one of the four main modules of SIYB.

955. Mr. Speaker, in line with the objective of restructuring the Labour Department for effective service delivery, 60 labour officers at the district, regional and national levels were trained in areas related to labour administration, promotion of industrial peace and harmony, labour market information and employment promotion.
956. Mr. Speaker, in order to streamline the integrated approach to the elimination of worst forms of child labour, draft Protocols and Guidelines for the determination of Child Labour Free Zones (CLFZs) in the country were developed. This is to ensure that the fight against worst forms of child labour in particular and child labour in general is comprehensive and assumes a multi-sectoral approach.
957. The Ministry will also operationalise the Ghana Child Labour Monitoring System (GCLMS) to support the implementation of specific programmes for the elimination of child labour in all the sectors of the economy.
958. In accordance with section 213 (1) of the Pension’s Act, 2008 (Act 766) and its amendment, the Ministry will continue the process of enforcing the unification of multiple public sector pension schemes, except for those exempted by the 1992 Constitution.
959. Mr. Speaker, as part of effort to promote safe paths to migration and reduce the incidence of irregular migration, the Ministry will operationalise the Ghanaian-German Centre for Jobs, Voluntary Migration and Reintegration to directly support potential and actual labour migrants and returnees with voluntary migration and reintegration services in 2020.
960. In 2020, the revamping work on the seven selected District Labour Offices shall be completed. These District Labour Offices will be staffed and equipped for effective operationalization of the Ghana Labour Market Information Systems, Job matching, career & vocational counselling and guidance, active labour market policies and linkages with social protection.

Job Creation and Development Programme

961. Mr Speaker, to effectively work towards the vision of “facilitating and creating sustainable employment opportunities for the youth and providing them with employable skills”, the Youth Employment Agency (YEA) engaged 91,420 beneficiaries under the various YEA modules. The Agency also launched one of its new products, “The Job Centre”, an interactive web-based system that seeks to bring job seekers and job offers together. The Job Centre will be linked with the Ghana Labour Market Information System to enhance employability of beneficiaries.
962. In 2020, the YEA will introduce another innovative module known as the Artisan Directorate. It is expected that the total enrolment of the agency will be increased from the current 91,420 to 130,000 by end 2020.

963. The Department of Cooperatives facilitated the formation of 1,070 new co-operative societies out of which 512 were Cocoa-farmer Co-operatives with support from COCOBOD. The Department also inspected 196 Co-operatives and audited 254 existing cooperative societies. The Ghana Cooperatives Council also trained 213 farmer groups while the Ghana Cooperatives College trained 120 cooperative officers in managerial and entrepreneurial skills.
964. In 2020, the Department of Co-operatives will register 650 new co-operatives societies, inspect 420 and audit 530 existing co-operatives societies. The Ministry will continue to provide the needed support and collaborate effectively with relevant stakeholders to ensure the regularisation, training and support to Farmer-Based Organisations and transform them into Farmer-Based Cooperatives for enhanced capacity.

Skills Development Programme

965. Three technical and vocational skills training institutions of the Ministry namely the National Vocational Training Institute (NVTI), Opportunities Industrialisation Centres-Ghana (OIC-G) and Integrated Community Centres for Employable Skills (ICCESS), trained 11,662 persons in various vocational trades. The NVTI and OICG also trained 3,190 master craft persons while the NVTI tested 16,791 persons in various vocational and technical trade skills. In addition, the Management Development and Productivity Institute (MDPI) trained 384 persons in managerial and productivity enhancement skills.
966. In 2020, the three Technical and Vocational Training Institutes will train 15,555 persons in various vocational trades. NVTI and OICG will train 5,140 Master craft Persons while NVTI will test and certify 39,735 vocational skills candidates. MDPI will deliver 120 courses and train 614 persons from all sectors of the economy in managerial and productivity enhancement skills.

Labour Administration Programme

967. Mr Speaker, the Labour Department conducted 350 workplace/establishment inspections, placed 2,250 persons in gainful employment through the Public Employment Centres (PECs) and Private Employment Agencies (PEAs). The Department also issued 39 Collective Bargaining Certificates.
968. The Department of Factories Inspectorate (DFI) registered 327 new factories and inspected 2,509 workplaces. DFI also conducted 54 industrial hygiene surveys and investigated all 12 industrial accidents that were reported to the Department.
969. In 2020, the DFI will register 700 new factories, inspect 4,000 offices, shops and factories, undertake 100 safety and Health talks and conduct 96 industrial hygiene surveys.

970. The Labour Department will conduct 600 workplace/establishment inspections, place 3,500 jobseekers in job through the Public Employment Centres (PECs) and Private Employment Agencies (PEAs).
971. In 2020, the Departments will intensify their efforts to enforce compliance of the labour laws and regulations to maintain peaceful industrial atmosphere for improved productivity.
972. The National Tripartite Committee negotiated the 2020 National Daily Minimum Wage (NDMW) at GH¢11.82, in August, indicating an 11 percent increase over the 2019 rate, while the Fair Wages and Salaries Commission (FWSC), in collaboration with the Public Service Joint Salaries Negotiation Committee (PSJSNC), successfully negotiated the 2020 Base Pay and Pay-point relativity.
973. The National Pensions Regulatory Authority (NPRA) resolved a dispute between organized Labour and SSNIT on the computation of pension benefits. NPRA opened the fourth office in Sunyani and started implementation of “FIRST Initiative Project” to improve informal sector coverage. The Authority also licensed 902 Individual Trustees and 21 Corporate Trustees, and registered 49 Pensions Fund Managers and 14 Custodians.
974. The Authority further secured prosecutorial powers from the Attorney General to prosecute offending employers. In 2020, the Authority will embark on a full-scale prosecution of defaulting employers on the mandatory 2nd Tier and establish tailor-made Schemes for the informal sector including cocoa farmers. In addition, the authority will intensify education and sensitisation through targeted programmes and also expand its coverage by establishing regional offices in Central, Eastern and Volta Regions.

MINISTRY OF YOUTH AND SPORTS

2019 Performance and Outlook for 2020

Management and Administration Programme

975. Mr. Speaker, work on the two Legislative Instruments (L.I) for the National Youth and Sports Acts are progressing steadily. Two consultants were procured to draft the two L.Is to be submitted to Parliament by the end of the year.
976. The Senior National Female Football Team, the Black Queens placed third in the 2019 WAFU Zone B Women’s Championship that was hosted by Cote D’Ivoire.
977. Mr. Speaker, the Ministry continued to monitor the construction of the 10 Youth and Sports Resource Centres of Excellence across the former 10 regions. The Centres will provide space for sports, youth engagement, recreation and learning. Progress of work on most of the construction sites are above 60 percent.

978. In 2020, the Ministry will facilitate the qualification and participation of all the National Football Teams in various international tournaments including the Black Stars preparation and qualification to the 2021 African Cup of Nations Tournament in Cameroon, the 2022 World Cup Tournament in Qatar, the participation of the Black Stars Team "B" in the 2020 CHAN Cup of Nations Tournament in Cameroun, the qualification of the U-20 Football Team to the 2021 U-20 AFCON in Mauritania and the qualification of the Black Starlets to the 2021 U-17 AFCON in Morocco.
979. The Ministry will facilitate the participation of the Black Princesses as well as the Black Maidens in their respective 2020 Women's World Cup Qualifying Tournaments.

Youth Development Programme

980. Mr. Speaker, the National Youth Authority reviewed the 2010 National Youth Policy. Policy statements for the various thematic areas of the policy were completed and a consultative workshop on the situational report was organized to determine the current state of the youth.
981. The Authority reviewed the concept for the Skills Towards Employment and Productivity (STEP) Project which will now focus on the following trade areas: bakery, metal fabrication, cosmetology, mobile phone repairs, street light repairs and aluminium glazing. The project is aimed at providing young people with artisanal skills and decent employment.
982. The National Youth Authority provided skills training for 330 youth including persons with disabilities within the age brackets of 16-24. Modules rolled out in this training programmes were beads-making, cosmetology and hair weave-on making, Introduction to Online/Digital Marketing and Entrepreneurship. In addition, all the trainees went through training in social media marketing, financial management, customer relations and mentorship. Start-up kits were also presented to the trainees.
983. Mr. Speaker, the Authority organized an empowerment programme dubbed “GO-LEAD” which was a ‘Training of Trainers’. This sought to empower young females in Leadership and Governance in all Secondary and Tertiary institutions across the country. In total, 15,567 young females were empowered through the programme.
984. The Authority organized a Mobile Apps Development Training Programme aimed at promoting digital occupation for young people. In all, 300 young people were trained and adequately resourced at the Afienva Youth Leadership and Skills Training Institute.
985. In addition, a total of 1,597 students comprising 1,132 males and 465 females underwent various skills training in welding, dress making, masonry, electrical installation, ICT, carpentry and joinery, general agriculture, cooking for the catering

industry (cookery), plumbing, and secretarial services at the 10 Youth Leadership and Skills Training Institutes across the country.

986. Mr. Speaker, to instil in the youth the spirit of volunteerism, the Authority embarked on a two-week voluntary work camp activity to encourage the youth to volunteer for Nation building. The programme assigned 710 Youth Voluntary Campers to work outside their localities in Construction, Afforestation and Teaching of J.H.S Students across the country.
987. In 2020, the National Youth Authority will commence dissemination and implementation of the revised National Youth Policy and its Action Plan. It will also focus on providing support to informal apprenticeship training for out of school Youth in exclusive and vulnerable circumstances. The Authority will continue with the construction of the ten Youth Resource Centres across the country.

Sports Development Programme

988. Mr. Speaker, the National Sports Authority organized a 10km national cross-country event at Daboase in the Mpohor-Wassa East District of the Western Region with representation from all regions. The event sought to identify talents for long distance running and promote sports development.
989. A four-day Inter-District Sports festival aimed at unearthing talents to feed the various National teams for future events took place in Accra. In all, 25 districts in the Greater Accra Municipality participated in the festival.
990. The Ghana Table Tennis Association hosted the International Table Tennis Federation World and Africa Junior-Cadet Championships at the Trust Sports Emporium in Accra. Ghana won one gold, one silver and six bronze medals in the world championship category.
991. The National Sports Authority participated in the just ended African Games that was held in Morocco from 19th-31st August, 2019. The National Team placed 15th with 13 medals, made up of two gold, two silver and nine bronze.
992. In 2020, the Authority will organize a Bi-annual Congress to review and map out strategies for the development of sports and support its Regional and District Sports Offices for better work output.
993. The National Sports Authority will organize Inter-District Sports Competitions and the Ghana National Games to unearth new talents for the various National Teams. It will also facilitate the participation of the National Teams in the 2020 Olympic Games in Tokyo.

MINISTRY OF CHIEFTAINCY AND RELIGIOUS AFFAIRS

2019 Performance and Outlook for 2020

994. Mr. Speaker, the Ministry completed a draft Legislative Instrument for the incorporation of newly created regions. The newly created six regions makes it imperative to establish the houses in conformity with the constitutional provisions.
995. The National House of Chiefs recommended and approved 448 Chieftaincy Declaration (CD) Forms for entry into the National Register of Chiefs.
996. The Ministry in collaboration with the National House of Chiefs, begun the process of digitizing records of the National House of Chiefs particularly records in the National Register of Chiefs.
997. In addition, the Ministry published and printed the new volume of the Chieftaincy Bulletin for distribution. This is in fulfilment of section 60 of the Chieftaincy Act, 2008 (Act 759).
998. A total number of 50 cases pending before the Judicial Committee of the National House of Chiefs were disposed of. There are various other chieftaincy matters before the various judicial committees of the Regional Houses of Chiefs which are being addressed.
999. Mr. Speaker, in 2020, the Ministry will continue to pursue its programme of Chieftaincy Management and Religion to deepen the space for accelerating and achieving objectives for national development. The mechanism for the adjudication of chieftaincy matters will be strengthened.
1000. A total of 11 legislative instruments on lines of succession were completed and forwarded to the Office of the Attorney-General for further action. The process is ongoing to further complete draft Legislative Instrument for 11 additional traditional areas in Ashanti, Western, Central and Eastern Regions.
1001. The lines of succession programme will be pursued and, in this regard, other traditional areas will be covered and the legislative instruments for these traditional areas will be passed.

MINISTRY OF GENDER, CHILDREN AND SOCIAL PROTECTION

2019 Performance and Outlook for 2020

Gender Equality and Equity Programme

1002. Mr. Speaker, the Ministry commenced the implementation of Ghana National Action Plan Two (GHANAP 2) on the UN Resolution 1325 on Women, Peace and Security by organising a Youth Summit to empower boys and girls as partners in achieving gender equality and ensure the full representation and active participation of women in conflict and security management at all levels. In 2020,

the Ministry will continue its advocacy programmes to promote sustainable progress on combatting discrimination against women.

1003. As part of the “He-For-She” Campaign, the Ministry organized durbars in six selected communities in four Districts in the Northern Region to sensitize 1,242 men and boys for behavioural change on emerging issues such as ending of child marriage and gender equality. The Ministry also collaborated with the Gender Centre for Empowering Development to train 50 artisans on workplace violence and its consequences in Accra. Additionally, 36 men and boys clubs were established and over 20,000 people comprising religious leaders, traditional authorities, parents and students were engaged on negative traditional practices.
1004. The Ministry in collaboration with the ECOWAS Gender Development Centre officially launched a Project in Ghana dubbed “50 Million Women Speak Platform” (50MWSP). The project is aimed at helping Ghanaian women entrepreneurs grow their businesses to empower and ensure economic independence and also boost economic growth in the country. In 2020, the Ministry will commence the implementation of the 50MWSP.
1005. Mr. Speaker, the Ministry engaged 250 chiefs and traditional authorities in five traditional areas of the Northern Region on effective ways of ending child marriage. The programme has resulted in the increase rapportage and rescue of victims of child marriage. The Strategic Framework will be reviewed in 2020. The Ministry printed 470 copies of L.I on the Domestic Violence Act and sensitized 60 stakeholders on it.

Children Rights Promotion, Protection and Development Programme

1006. Mr. Speaker, the technical committee on adoption continued the review of adoption applications. 64 prospective adoptive parents were assessed and declared eligible and suitable to adopt children. In addition, 63 adoption applications were processed out of which 47 were granted approval for adoption. In 2020, the Ministry will continue to comply with The Hague Adoption procedures.
1007. The Ministry initiated the process to amend child related legislations in line with international protocols, conventions and other child welfare policies. The amendments will be finalized by 2020. Ghana’s report on the implementation of the United Nations Convention on the rights of the child will be submitted to the United Nations in 2020.
1008. The Ministry finalized and launched the Early Childhood Care and Development (ECCD) Standards for children 0-3 years to guide the stimulation and care of children. An orientation and training workshop was organised for 24 National Early Childhood Care (NECC) members. In addition, 53 community health nurses, social workers, teachers and community leaders were trained on Early Childhood Care and Development and Visual Impairment. The review of the ECCD Policy will be completed in 2020.

1009. Mr. Speaker, the Ministry intends to establish a Child Protection and Social Welfare Information Management System. In line with this, a needs assessment study in mapping of services was conducted in 2019. An Inter-Sectoral Standard Operation Procedure (ISSOP) was developed to strengthen stakeholder case management coordination and collaboration. In 2020, the Ministry will establish a functioning Child Protection and Social Welfare Information Management System to ease case management, referral and monitoring.

Social Development Programme

1010. Mr. Speaker, as part of the “#OperationGetOffTheStreetNowForABetterLife” Programme, the following were achieved:

- data on 2,374 street children collected from 45 hot spot areas in Greater Accra;
- 180 street children were identified and profiled; and
- 167 street children received support in diverse ways.

1011. The Ministry undertook outreach programmes to sensitise parents on responsible parenting on child protection issues such as family strengthening, good parenting and family-based care at Agbogbloshie, Mallam Atta, Madina and Makola Markets in the Greater Accra Region. The objective of these outreach programmes is to reinforce our effort to curb the phenomenon of persons living on the streets. The Ministry will continue to implement activities aimed at reducing the phenomenon.

1012. Mr. Speaker, as part of the review of the Disability Act, 2006 (Act 715) to conform to priorities in the United Nations Convention on the Right of Persons with Disabilities (PWDs), a technical committee made up of CSOs, selected MDAs, and Academia was set up.

1013. The Ministry trained 139 PWDs to enable them engage in decent economic activities and improved livelihoods. The training programme will be continued in 2020.

1014. Mr. Speaker, 20 trainer of trainers were trained on the Ghana Accessibility Standard on the Built Environment Document to ensure that newly constructed public facilities as well as existing ones are disability friendly. In 2020, the Ministry will continue with the periodic training programmes.

Domestic Violence Secretariat and Human Trafficking Programme

1015. Mr. Speaker, as part of efforts to ensure that victims of Domestic and Gender-Based Violence get prompt redress to their complaints, the Ministry operationalized the Domestic/Sexual and Gender-Based Violence (DV/SGBV) Rapid Response Centres at Agbogbloshie and Madina Markets. In 2020, the Ministry will organise sensitization programmes on emerging issues on Domestic/Sexual and Gender-Based Violence.

1016. In addition, 65 people made up of selected market executives and other stakeholders were trained as paralegals to best respond to issues of Gender-Based Violence (GBV) at the market centres.
1017. The Ministry in its pursuit to increase awareness and education on dangers in human trafficking and illegal migration issues, undertook series of community dialogues. More than 500 stakeholders were sensitized on child labour and child trafficking issues and 180 stakeholders trained on how to identify children and adult engaged in exploitative labour/trafficking.
1018. Mr. Speaker, the Ministry reintegrated 43 adult victims of trafficking with their families and supported them with reintegration packages. Further, the Ministry operationalized the adult shelter with a 24-hour service which received 63 victims who were given a comprehensive trauma informed care. Government has also released an amount of GH¢1 million into the Human Trafficking Fund to support the elimination of human trafficking in Ghana.

MINISTRY OF HEALTH

2019 Performance and Outlook for 2020 Management and Administration Programme

1019. Mr. Speaker, Health information remains central to the Ministry’s agenda of improving health care delivery to achieve the Universal Health Coverage goal of ensuring that all people in Ghana have timely access to high quality health services, irrespective of ability to pay at the point of use.
1020. To help achieve the above objective, the health sector E-health strategy document was finalized for implementation. The electronic medical records programme was extended to Komfo-Anokye and Korle-Bu Teaching Hospitals following the successful pilot in 24 hospitals in the Central Region. Staff of the Records and Stores units were trained in electronic management and profiling of documents.
1021. In 2020, the Ministry will continue to roll out the E-health programme to all Teaching, Regional, District and Psychiatric Hospitals as well as Polyclinics to improve health care delivery to ensure paperless transactions in all public health facilities.
1022. Mr. Speaker, in pursuit of the Universal Health Coverage, “Leaving no one behind”, the Ministry developed a draft comprehensive roadmap for the realignment of health service delivery and strengthening primary health care and health systems. In addition, the Ministry reviewed its human resource policy to help address the human resource challenges in the sector. The policy is currently before Cabinet.
1023. Mr. Speaker to help achieve the President’s vision of making Ghana a Medical Tourism hub in West Africa, a medical tourism policy was developed. In addition,

scoping of 11 facilities was conducted to assess the potentials and basic requirements for the development of medical tourism.

1024. In 2020, the Ministry will pursue the health sector decentralisation agenda and review the Ghana Health Service Act 1996, Act 525. It will also continue to develop Legislative Instruments (L.Is) for the Health Acts that are without L.Is to strengthen their functionality and operations.

Health Service Delivery Programme

1025. Mr. Speaker, in fulfilment of government’s promise of bringing specialist services closer to the people, the Ho Regional Hospital was upgraded to a Teaching Hospital. The Hohoe Municipal Hospital will be upgraded to a Regional Hospital for the Volta Region.
1026. As the health of Ghanaians improves and life expectancy increases, the need for specialized services for the aged becomes paramount. To help address this, the Ministry, in consultation with the Ministry of Gender, Children and Social Protection, will develop a geriatric policy and also engage relevant stakeholders on the development of appropriate protocols for implementation.
1027. The Ministry is implementing the Last Mile Distribution (LMD) Plan in 10 regions to ensure ready access to both drug and non-drug consumables. All public health facilities including those at the sub-district levels are currently covered and the roll out of the Logistic Management Information System (LMIS) to support efficient management of health commodities is also on going. The LMIS is currently deployed to all Regional Medical Stores, Teaching and Regional Hospitals.
1028. Mr Speaker, to improve upon emergency preparedness and service delivery at all levels, all Regions developed Emergency Preparedness Plans and established functional Rapid Response Teams (RRT). A total of 60 districts were trained to respond appropriately to emergencies. In 2020, the Ministry will launch and implement the National Action Plan for Health Security and put in place the institutional framework for the Ghana Centre for Disease Control to address public health emergencies.
1029. Mr. Speaker, to improve essential services at deprived areas, the government launched the Drone services in April 2019 at Omenako, on the Accra – Kumasi Road in the Eastern Region. On 10th October, 2019, the 2nd drone distribution centre was also launched at Asante Mampong. As at 10th October, over 1000 flights and 5000 products were delivered from the first site in Omenako. The 3rd and 4th centres at Wulongo near Walewale and Sefwi Wiawso respectively will be completed by the end of the year.
1030. In 2020, the Drone project will be rolled out nationwide to ensure that essential service such as blood and medical products delivery are extended to deprived areas of the country.

1031. As part of government quest to reduce regional disparities and bring service closer to the people, the upgrade of Tamale Teaching Hospital Works was completed and commissioned for use in February. Construction of a district hospital at Kwabenya was completed and handed over in September, five Polyclinics at Sege, Obojo, Ashaiman, Bortianor and Oduman were also completed and commissioned.
1032. The Ministry will complete the following projects in 2020:
- Regional Hospital in Kumasi and 4 No. District Hospitals with Staff Housing at Twifo-Praso, Konongo-Odumasi, Tepa and Nsawkaw;
 - Bekwai District Hospital;
 - Upper East (Bolgatanga) Regional Hospital; and
 - Greater Accra Regional Hospital, Ridge (Phase II).
1033. Mr. Speaker, the construction of the following facilities will continue:
- 5 District Hospitals in Sawla, Tolon, Somanya, Buipe and Wheta and a Polyclinic in Bamboi;
 - Maternity and Children’s Block at Komfo Anokye Teaching Hospital in the Ashanti Region;
 - One District Hospital and Five Polyclinics in Western Region at Akontombra, Bogoso, Wassa Dunkwa, Mpoho, Elubo and Nsuaem;
 - the expansion and equipping of four selected facilities at Aburi, Kibi, Atobie and Mampong.
1034. The Ministry will commence the following projects in 2020:
- Construction of Koforidua Regional Hospital and achieve 30 percent completion;
 - Construction of University of Ghana Teaching Hospital (Phase II);
 - Construction of Maternity Block at Korle-Bu Teaching Hospital;
 - Reconstruction of Tema Regional Hospital;
 - Reconstruction of the Central Medical Store;
 - Rehabilitation and expansion of Shama and La General Polyclinics and achieve 30 percent completion;
 - Refurbishment of Surgical Block at Korle-Bu Teaching Hospital;
 - Construction of Urology and Nephrology Centre at Korle-Bu Teaching Hospital;
 - Construction of Western Regional Hospital at Sekondi-Takoradi;
 - Construction of 4 No. 60 bed District Hospital at Atebubu, Sampa and Sandema;
 - Construction of 10 No. 40-Bed Hospitals in Ashanti and Eastern Regions; and
 - Construction of New District Hospitals at Obuasi and Trauma Hospital at Anyinam.

Human Resources for Health Programme

1035. Mr. Speaker, in order to improve health training admissions, the Ministry developed an online application and admissions portal and used it for the 2019/

2020 admissions. As part of the commitment to improve the health sector middle level human resource base, a total of 22,368 students were admitted to the various Health Training Institutions.

1036. Mr Speaker, as part of efforts to improve health service delivery, a total of 54,892 Health professionals were recruited between the period of 2017 to 2019. A total of 24,261 health workers were recruited from January, 2017 to August, 2018 and 30,631 Health workers were recruited between the period of September, 2018 to July, 2019.

Health Sector Regulation Programme

1037. Mr. Speaker, in the area of regulation of Medical and Food Products, the number of products granted market authorisation by the FDA increased by 112 percent by June 2019. The number of unwholesome products removed from the market increased by 960 percent due to intensified market surveillance activities.
1038. The FDA transitioned its ISO/IEC 17025:2005 accreditation to the ISO/IEC 17025:2017 for its Laboratory and maintained its accreditation for 40 tests, the highest scope in Africa. It successfully maintained its ISO 9001:2015 certification for technical and administrative functions at its Head Office and initiated expansion of scope to include its regional offices.
1039. The Health Facilities Regulatory Agency registered 426, inspected 696 and licensed 676 health facilities across the country. The Agency is expected to register 120, inspect 130 and license 184 additional facilities by the end of 2019. In 2020, a total of 13,562 validated health facilities will be available for registration.

NATIONAL COMMISSION FOR CIVIC EDUCATION

2019 Performance and Outlook for 2020

Management and Administration Programme

1040. Mr. Speaker, to assess beneficiary usage and satisfaction with Maternal, New-Born and Child Healthcare Services provided at the CHPS Zones, the Commission organized a pilot training in primary data collection exercise on community satisfaction for selected staff from eight districts of the Northern, Upper East, Upper West and Volta Regions.

Civic Education Programme

1041. Mr. Speaker, the Commission undertook a number of civic education across the country with major stakeholders such as Persons with Disabilities, (PWDs), Faith Based Organisations (FBOs), Women Groups, etc. The focus areas were Good Environmental and Sanitation practice, Anti-Corruption, Rule of Law, Fundamental Human Rights and Responsibilities, Principles and Objectives of the Constitution, Tax Compliance and Good Citizenship among others. Two dialogue sessions were organised in the southern and northern sectors on accountability and

environmental governance under the Anti-Corruption, Rule of Law and Accountability Programme (ARAP).

1042. The Commission launched the following programmes at the national and regional level; referendum on the Amendment of Article 55(3) and the District Level Elections (DLEs); Education on the Ghana Card (NIA); Limited Voter Registration Exercise; and Social Auditing.
1043. In 2020, the Commission will engage in other programmes such as Constitution Day Celebration; Constitution Game/E-Quiz Competitions among students and pupils; Engagements on Fundamental Human Rights and Freedoms; Intensification of Civic Education Club activities in schools (CECs); undertake Social Auditing Engagements to empower citizens to demand accountability from duty bearers and also to participate in the development of their communities; and Education on the Principles and Objectives of the 1992 Constitution. There will also be capacity building and information sharing for staff to enhance civic education delivery
1044. The Commission engaged 8,439 basic schools across the country during the 2019 Citizenship Week Celebration, a Flagship Programme of the NCCE. In addition, the Commission used its Annual Constitution Week Celebration to engage the Security Services on vigilantism. A total of 497 members of the services took part in the engagements.
1045. The Commission will intensify its engagement with citizens to empower them to participate in the electioneering processes. The sensitisation and educational programmes on good environmental sanitation will be continued and sustained. It will also intensify the campaign on tax compliance by the public in accordance with Article 41(j) of the 1992 constitution. In addition, the implementation of the anti-corruption, rule of law and accountability programmes will continue with the view to creating awareness to curtail the practice.

NATIONAL LABOUR COMMISSION

2019 Performance and Outlook for 2020

1046. Mr. Speaker, the Commission facilitated the resolution of 445 out of 530 complaints filed by individuals, trade unions, workers’ associations, employers and employer organizations. In 2020, the Commission will put in measures to minimize industrial disputes through engaging parties in the employment relationship at the enterprise level to equip and/or sensitize them on the need to adopt and implement effective employer-employee relations.
1047. In addition, the Commission will resource and empower two newly created Regional Offices in the Western and Ashanti Regions to manage and deal with industrial disputes as a means of decentralizing the Commission’s activities by bringing it closer to its clients.

Public Safety Sector

1048. The focus areas are: human security and public safety; and law and order. Policy measures in the Public Safety Sector are in line with Sustainable Development Goals (SDGs) 3, 8, 9, 10, and 16; and the AU Agenda 11, 12, and 13, seeking to ensure effective, accountable, transparent and responsive institutions that provide protection at all levels.

OFFICE OF THE ATTORNEY-GENERAL AND MINISTRY OF JUSTICE

2019 Performance and Outlook for 2020

Management and Administration Programme

1049. Mr. Speaker, the Office of the Attorney-General and Ministry of Justice sensitized the Media, Civil Society Organizations and the General Public on the provisions of the Whistleblower Act, 2006 (Act 720).
1050. The Ministry renovated its Head Office Building, two Regional Offices in Tamale and Wa, as well as two Official Residential buildings in Sunyani and Wa. It also procured office equipment and vehicles for the Head Office and Regional Offices of the Office of the Attorney-General.
1051. In 2020, the Ministry will conduct and publish a research on the implication of the current policy in accessing professional legal education in Ghana. Thereafter, hold a stakeholder workshop on the research findings and its recommendations.

Law Administration Programme

1052. The Ministry received 1361 criminal case dockets and dealt with 848 as at September 2019 from various investigative bodies across the country including two notable narcotic cases: Republic Vrs Bwogo Frederick and Republic Vrs Ivy Mugure Daniel. The accused persons were convicted on all the charges and sentenced to 10 years and 15 years Imprisonment with Hard Labour (IHL) respectively.
1053. The Ministry successfully defended the State in 252 cases at various courts, thus, saving the country from paying huge judgement debts. Notable among them is: The Republic versus the High Court (Commercial Division); Ex parte Attorney-General, Interested Party: Zenith Bank. A Garnishee Nisi was made Absolute on 13th October, 2017, ordering the Government of Ghana to pay Zenith Bank Ghana Limited the arbitral sum of US\$13 million owed Balkan Energy Limited with whatever interest that may have accrued but not exceeding US\$ 44,155,258.39. After a successful appeal, the court discharged the garnishee.
1054. Furthermore, the Ministry reviewed and advised Government on several agreements to ensure value for money. The Ministry, reviewed 54 agreements, contracts and MoU for MDAs and MMDAs. The Division received 106 petitions from other MDAs and the public, and acted on about 85 percent of the petitions received and also provided 63 legal opinions and advise to MDAs and MMDAs.

1055. The Ministry drafted 17 substantive Legislation, which parliament passed into laws this year. Notable among them are: Right to Information Act, 2019 (Act 989); State Interests and Governance Authority Act, 2019 (Act 990); Chartered Institute of Bankers Act, 2019 (Act 991); Companies Act, 2019 (Act 992); and National Road Safety Authority Act, 2019 (Act 993). Additionally, 258 Subsidiary Legislations (nine Legislative Instruments (L.I), 50 Constitutional Instruments (C.I) and 199 Executive Instruments (EI) were drafted.
1056. Mr. Speaker, in 2020, the Ministry in collaboration with its key stakeholders (MDAs and MMDAs) will work on about 180 bills including; Consumer Protection, Free Zone (Amendment), Ghana Academy of Arts and Sciences (Amendment), Marriages (Amendment), Chartered Institute of Human Resources Management, Ghana National Research Fund, University of Communications and Creative Arts Industry. In addition, the Ministry will seek financial clearance to recruit 50 State Attorneys to augment the existing Staff strength at the Ministry.
1057. The Ministry sold 562 copies of various editions of the Ghana Law Reports and Review of Ghana Law. The Council for Law Reporting is 95 percent through with the preparation of manuscripts for the publication of the 2016-2017 Volume 1 which will be published by the end of 2019. Preparation of manuscripts for publication of the 2016 – 2017 volume 2 is 60 percent complete and the 2016-2017 Review of Ghana Law is also 60 percent complete. In 2020, the Ministry will publish the 2018-2019 Ghana Law Reports Volume 1 as well as the 2016-2017 Ghana Law Reports Volume 2.
1058. The Ministry, through the Legal Aid Scheme, received 1,451 court cases and resolved 637 representing 43.9 percent. It also received 6,569 cases and resolved 3,240 representing 53.6 percent through Alternative Dispute Resolution (ADR). To enhance legal aid delivery to the indigent and the vulnerable at the district level, the Ministry opened five new District Offices in Juaso, Weija-Gbawe, Mpraeso, Asuogyaman and Suhum.
1059. Mr. Speaker, in 2020, the Ministry anticipates to represent 900 clients out of a projected 2,500 applications on litigation. In addition, it is projected that 9,040 ADR cases will be received out of which 6,570 will be resolved. The Office will also open its Regional offices across the country to enhance legal aid delivery to the indigent and the vulnerable.
1060. The Ministry, through the Copyright Office, registered 801 copyright protected works and initiated a process for the review of the Copyright Regulations, 2010 (L.I. 1962). In addition, the Office conducted six anti-piracy activities in Accra as part of efforts geared towards enforcing copyright and related rights. In 2020, the Ministry through the Copyright Office estimates to register 1,200 copyright works and conduct five Anti-piracy exercises across the country.

1061. Mr. Speaker, the Ministry through the Registrar General’s Department (RGD), registered a total number of 60,445 businesses, 1,241 marriages, 650 trademarks and filed 1,700 trademarks. The Companies Act, 2019 (Act 992) was also passed and assented to by H.E. the President.
1062. The Department also improved business registration processes with the introduction of a One-Stop-Shop (OSS) by integrating data requirements for the generation of a Tax Identification Number (TIN), Business Operating Permit (BOP), registration of a business and SSNIT into a single document and submitted at a single point at the Registrar-General’s Department. This innovation led to an improvement in the World Banks’ “Ease of Doing Business” ranking from 120 in 2017 to 114 out of 190 economies in 2019.
1063. The Ministry’s decision to make the Digital Address system a mandatory requirement for business registration enhanced site inspection for company inspectors and revenue mobilization for the Department and MMDA’s.
1064. In 2020, the Ministry, through the Registrar-General’s Department envisages to register 95,000 businesses, 2,800 marriages and 3,000 trademarks. In addition, the Ministry will intensify its sensitization programmes on beneficial ownership, renewal of business registration, filing of annual returns, industrial property, marriages and estates administration.

Management of Economic and Organised Crime Programme

1065. Mr. Speaker, the Ministry, through the Economic and Organized Crime Office (EOCO) recovered an amount of GH¢1,368,806.45 as a direct recovery into the consolidated account and GH¢1,286,962.24 as an indirect recovery to relevant institutions from proceeds of crime and secured one confiscation. Out of 250 cases investigated, 30 are under prosecution at various courts with one conviction secured.
1066. In 2020, the Ministry will continue to fight cybercrimes and recover proceeds from economic crimes. It is also expected that about 340 officers will be trained at both local and foreign institutions in order to enhance their investigative skills and knowledge in emerging crimes.

Legal Education Programme

1067. Mr. Speaker, the Ministry, through the General Legal Council (Ghana School of Law) enrolled 311 lawyers to the Bar. The Council successfully disposed of 78 disciplinary cases out of 88 Complaints received. In 2020, the Ministry through the General Legal Council (Ghana School of Law), expects to call 416 law students to the Bar, dispose of 85 disciplinary cases.

MINISTRY OF DEFENCE

2019 Performance and Outlook for 2020

Ghana Armed Forces Programme

1068. Mr. Speaker, the amendment of LI 1332 for the extension period of service of personnel of the Other Ranks from the current 25 to 30 years was approved by Cabinet. The Implementation Plan for the review of the Career Progression for soldiers to commensurate with the 30 Year Service document was submitted to H.E. the President for consideration and approval. In 2020, the amended L.I will be operationalized.
1069. Mr. Speaker, the Ministry’s quest to reduce the housing deficit of GAF continued with the construction of the Phase I of the First Four Units of four Storey block of 16 Flats of the Barracks Regeneration Programme (BRP). The Project is currently about 95 percent complete and due to be commissioned by the end of 2019. Under this same Programme, the Ministry has embarked on an expanded version with the construction of 540 of the 2-bedroom accommodation, and 11 Four-storey blocks of flats in Garrisons across the country this year.
1070. To promote fitness and sporting activities among personnel of the Ghana Armed Forces to enhance security service delivery, H.E. the Vice President cut the sod for the commencement of construction works on the Commander-In-Chief’s Sports Centre at 6 Garrison, Tamale in May 2019.
1071. Mr, Speaker, H.E. the President cut the sod for the construction of Military Housing Projects and the reconstruction of the Ghana Military Academy at Teshie. The 36-month long Project, consists of Multi-Purpose Conference Rooms, Hostels, Administration Blocks, a number of Bedrooms, Classroom blocks, Auditorium that will house about 1,000 personnel.
1072. The Ghana Armed Forces (GAF) provided surveillance for the Country’s air space and its international borders. In 2020, the GAF will continue to provide surveillance for the country in view of contemporary security threats across the globe.
1073. The Ministry, through the Ghana Armed Forces contributed troops and equipment towards International Peacekeeping efforts and increased the United Nations Peacekeeping Troop contribution allowances from US\$ 30.00 to US\$ 35.00 per soldier per day at all the operational areas. It is also worthy to note that all Contingent Owned Equipment (COEs) were upgraded to meet the United Nation (UN) standards for missions in Congo, South Sudan and Lebanon.
1074. The Ministry will continue with implementation of the “Earned Dollar Payment Policy” for deployed troops as motivation for their efforts in the enforcement of global peace and security. In 2020, the Ministry will continue to contribute troops and equipment towards international peace efforts based on the invitation of the UN Peacekeeping Missions.

1075. Mr. Speaker, Government is establishing a Forward Operating Base (FOB) in the Western Region as part of the national strategic Programme to further protect the country’s oil and gas reserves and other natural resources. The Project includes the construction of 250 Housing Units of accommodation and the purchase of equipment for the Ghana Navy.

Ghana Armed Forces Capacity Building Programme

1076. Mr. Speaker, the Ghana Armed Forces admitted 257 Officer Cadets into the Ghana Armed Forces (GAF), out of which 137 were commissioned in October and 120 under training. A total of 958 recruits passed out of training.
1077. The Ghana Armed Forces conducted operational level training for Senior Officers at the Ghana Armed Forces Command and Staff College (GAF CSC). In all, 67 Senior Officers graduated from Senior Staff Course at GAF CSC as at September 2019. Operational Level training was also conducted for 85 Staff Officers at the Junior Staff Course at GAF CSC. In 2020, GAF will recruit about 3000 personnel and enhance capacity of about 350 personnel.

Military Health Programme

1078. Mr. Speaker, to improve Health Service delivery to both the military and civilian personnel, the Ministry continued with the construction of the new 500 bed Military Hospital at Afari near Kumasi. Currently, the overall works done is 81 percent and will be commissioned in 2020.
1079. The Ministry also completed and commissioned a new ultra-modern kitchen, and reconstructed a new oxygen plant for the 37 Military Hospital. It also donated two ambulances to the 6 and 7 Garrisons in Tamale and Ho respectively.

COMMISSION ON HUMAN RIGHTS AND ADMINISTRATIVE JUSTICE

2019 Performance and Outlook for 2020

1080. Mr. Speaker, the Commission on Human Rights and Administrative Justice (CHRAJ) continued with the reconstruction of the burnt section of its Head office, which is 17 percent complete.

Anti-Corruption Programme

1081. Mr. Speaker, the Commission continued with the coordination and implementation of NACAP. The Commission also compiled and issued Progress Report on the 2018 Implementation of NACAP and trained 322 MDA and MMDA focal persons on NACAP Online Reporting Dashboard (NaCORD). It also organized a trilateral meeting on the review of the implementation of the United Nation’s Convention Against Corruption (UNCAC) by Ghana.
1082. Mr. Speaker, a total of 7,360 cases (made up of 7,024 human rights, 284 administrative justice and 52 corruption related offenses) were investigated. In addition, the Commission organised 3,656 Public Education Programmes in all its

mandates. CHRAJ continued to work as Africa’s Representative on the Working Group of the International Coordinating Committee (ICC) of United Nation’s Office of the High Commissioner for Human Rights (UNOHCHR) on the Sustainable Development Goals (SDGs).

1083. In 2020, the Commission will coordinate and monitor the implementation of NACAP, issue Annual Progress Report, undertake mid-term review of NACAP implementation and conduct Actual Corruption Survey in collaboration with United Nation’s Office on Drugs and Crimes (UNODC).
1084. The Commission will partner with Public Sector Reform Secretariat to implement the Service Charters for MDAs & MMDAs which is in response to public demand for better service delivery. The Commission will also partner with NDPC and other stakeholders to implement the SDGs, open new regional offices in the six newly created regions in compliance with the 1992 Constitution as well as strengthen existing regional and district offices to improve service delivery in the regions. The Commission will undertake about 5,000 public education and sensitization activities, investigate about 9,000 cases on human rights, administrative justice and corruption and breaches of code of conduct for public officers.

JUDICIAL SERVICE

2019 Performance and 2020 Outlook Court Administration Programme

1085. Mr. Speaker, to facilitate the delivery of justice and ensure that our courts are of international standards, His Excellency Nana Addo Dankwa Akufo-Addo in the 2018/2019 legal year, successfully launched the paperless court system (E-justice) for the Republic on the 20th March 2019. The E-justice system serves Judges, Lawyers, Filing Clerks, Registrars, Bailiffs, Process Clerks, Auctioneers, the Police, the Prisons Service and the general public. In 2020, the Service will extend the e-justice system to 20 Courts nationwide.
1086. To promote the rule of law and ensure equal access to the justice delivery system, the Service continued with the implementation of the Ghana Case Tracking System (CTS). The project aims to develop an integrated case tracking system to support the Government of Ghana in effectively investigating and prosecuting criminal cases through improved methods of information sharing and coordination among the key stakeholder agencies (KSAs) in the criminal justice delivery system in Ghana.
1087. Mr. Speaker, the Service developed all the three versions of the CST software product (online, offline and android versions of the software) and is being piloted at selected Courts in the Volta Region including the High, Circuit and District Courts in Ho.

1088. Mr. Speaker, the Service inaugurated two additional High Courts at Offinso, Dunkwa-On-Offin and one District Court in Wulensi. In 2020 the Court Complex in Mankessim (Mfantseman Municipal), District Court in Sowutuom (Ga Central Municipal), District Court in Garu (Garu-Tempene District) will be inaugurated.
1089. Mr. Speaker, under the Justice for All Programme, the staffing, filing of applications and other needed requirements were attended to. 18.80 of total cases were discharged, 35.27 percent were granted bail, and 3.86 percent were convicted.

Alternative Dispute Resolution (ADR)

1090. Mr. Speaker, a total of 100 mediators were recruited, trained and assigned to 20 new Court Connected-Alternative Dispute Resolution (CCADR) across the nation. In addition, 20 Registrars and 20 Court Clerks were trained in the CCADR Programme.
1091. For the year 2018/2019 a total of 4,492 cases were referred and mediated, out of which 2,376 cases were settled, representing 57 percent settlement rate. In 2020, the Service will recruit and train 300 Mediators, Judges, Magistrates and Staff of new CCADR.

MINISTRY OF THE INTERIOR

2019 Performance and Outlook for 2020

Conflict and Disaster Management Programme

1092. Mr. Speaker, the Ministry of the Interior through the National Commission on Small Arms and Light Weapons collaborated with the relevant Municipal and District Assemblies in the Western Region to organize public education and sensitization programmes on the proliferation and misuse of illicit small arms in mining and border communities. A total number of 25 personnel from the Ghana Police Service and the Commission were trained on marking and record keeping of small arms and light weapons.
1093. In addition, the Commission trained 40 Officers from the Security Agencies and relevant state institutions on the ECOWAS Exemption Procedures for Small Arms and Light Weapons transfer. It also developed draft templates for data gathering on arms seizures and related incidences with stakeholders including the Ghana Police Service, Ghana Statistical Service, Kofi Annan International Peace Keeping Training Centre (KAIPTC), Customs Division of GRA and Civil Society Organizations.
1094. Mr. Speaker in 2020, the Commission will mark weapons of the Ghana Police Service, take stock of arms, collect and destroy seized illicit small arms from Police armouries and exhibit stores. The Commission among others, will continue to intensify public education and awareness on the dangers of armed violence and illicit small arms to promote peaceful general elections, pursue the review of

Legislation on Arms and Ammunition and establish offices in the Northern, North East, Upper East, Western and Ashanti Regions.

1095. Mr. Speaker, the Ghana National Fire Service commissioned new fire stations at Kasapreko- Spintex road - Tema, Nangodi - Upper East Region and Aburi - Eastern Region, increasing the Districts Fire Stations to 200.
1096. The Service conducted Fire Risk Assessments in 2,143 institutions across the country to ensure fire safety at public premises. It also undertook 6,254 fire safety education in various institutions and communities to sensitise the public on fire safety measures as well as extinguished 3,288 undesired fires as against the 5,955 recorded in 2018.
1097. In 2020, the Ministry will source funding to acquire rescue ambulances, extrication and other operational equipment and accessories as well as develop infrastructure to improve service delivery. The Ministry will embark on effective public sensitization programmes on Fire Prevention and Safety Education to ensure drastic reduction in fire outbreaks.
1098. Mr. Speaker, in pursuit of the President’s call for a dialogue to disband vigilantism and all its ramifications, the National Peace Council is currently engaging the political parties and the relevant stakeholders. A roadmap and a code of conduct is expected to be signed by the parties to complement the passage of the Vigilantism Law and related Act 999.
1099. The Council also strengthened the capacity of Political Parties, Youth Groups, and Civil Society Organisations (CSOs), traditional and religious leaders, through consensus building and fora to enhance effective dialogue, mediation and negotiation skills.
1100. In 2020, the Ministry, through the Council will continue to engage with stakeholders for peaceful elections before, during and after the 2020 general elections, organise capacity building and sensitization programmes for Peace Actors to play effective role towards the 2020 elections.
1101. Mr. Speaker, the Ministry, through the National Disaster Management Organization (NADMO) organized 1,733 Public Education activities nationwide on disaster risk reduction to sensitize the public on hazards and their related issues. NADMO also embarked upon 1,130 field trips to assess emergency situations and hazards prone areas as well as conducted six simulation exercises to build capacity of staff and other stakeholders.
1102. NADMO carried out 1,265 emergency response and rescue missions of disaster victims, undertook flood mitigation measures by dredging 136 major drains and provided counselling to 9,138 disaster victims.

1103. The Government through NADMO has prepared a comprehensive framework to refocus mitigation and response to potential earthquakes in the country. It has also initiated the processes to install earthquake warning equipment in some critical infrastructure and some communities in the most prone areas, which is being done in collaboration with Ghana Survey Authority and UNESCO Ghana.
1104. In 2020, the Ministry, through NADMO will undertake a nationwide pre-flood cleaning and dredging exercise in collaboration with relevant stakeholders to prevent and mitigate the effects of floods, sensitize institutions and communities on natural and manmade disasters and embark on strategies to equip the populace on disaster risk reduction. NADMO will also strengthen early warning and response mechanisms for disasters and conduct vulnerability/risk analyses for effective disaster risk reduction.

Crime Management Programme

1105. Mr. Speaker, the Ministry, through the Ghana Prisons Service recorded 49.49 percent overcrowding rate as against the 52.54 percent recorded in 2018 and also prepared and presented 76 inmates for the BECE, 20 for SHS and 25 for NVTI.
1106. The Service trained and passed out 858 recruits engaged in 2018. Currently, 140 cadet officers are undergoing training. The Service also recorded 4.11 percent recidivism rate as against the 4.5 percent recorded in 2018. The Justice for All Programme freed 72 prisoners.
1107. In 2020, the Ministry, through the Ghana Prison Service, will continue with the construction of Nsawam Prison Remand Project and other Prison Constructional Projects, modernize the prison farms of the Service to increase farm produce to supplement government budgetary provisions and build capacity of Officers to ensure efficient running of the Service as well as provide skills training for inmates.
1108. Mr. Speaker, the Ghana Police Service increased the deployment of officers on the highways from 3,806 to 6,245 to improve security. The Service also digitized five police stations on piloting basis to improve security service delivery and enhanced patrols in communities by creating Motorbike Patrol Unit in Accra, Kasoa, Kumasi, Sekondi and Pwalugu.
1109. The Service also procured two Marine Boats to enhance security on the country’s territorial water borders as well as received 540 vehicles and 65 Motorbikes to augment its current fleet to ensure effective discharge of security duties.
1110. In 2020, the Ministry, through the Ghana Police Service will commence the construction of 70 prefabricated operational centres to improve community policing and provide additional accommodation, operational vehicles, equipment and other logistics/facilities, to ensure efficient service delivery as well as complete Phase 1 of the Regional Police Headquarters building at Upper West Region.

1111. The Ministry will continue to minimize incidents of crime particularly, violent crimes, through an increase in frontline Police and intelligence gathering. The Service will also improve road, marine safety and traffic management control, increase day and night patrols on major highways, commercial and residential suburbs of cities across the country. The Service will intensify public awareness and education on crime prevention through the usage of flyers, radio and television programmes, seminars/conferences as well as review policy on current visibility concept by training more community police assistants. Additionally, the Service will revamp the neighbourhood watchdog initiative as part of the community policing to increase public confidence.
1112. The Board educated 299 public institutions made up of 67,115 participants on the harmful effects of drug abuse throughout the country and organized counselling sessions for 1,040 inmates at various rehabilitation centres throughout the country.
1113. Mr. Speaker, the Narcotics Control Board (NACOB) also intensified surveillance and intelligence gathering activities throughout the country resulting in arrest of 12 drug traffickers and conviction of six persons. The Board seized various narcotic drugs totalling 47,254,731.09g at the various entry and exit points of the country.
1114. In 2020, the Ministry, through the NACOB will facilitate the passage of the Narcotics Control Commission Bill, conduct export profiling, airports and seaports interdiction and precursor field monitoring. The Board will also enhance the institutional capacity for the control of narcotics and psychotropic substances and conduct professional and intelligence training programmes locally and internationally.

Migration and Refugee Management Programme

1115. Mr. Speaker, a total of 300 officer Cadets and 737 recruit officers passed out from the Immigration Service Training Academy and Training School respectively. The Service also visited and inspected 1,171 companies, 919 hotels, 38 educational institutions, 112 dwelling places, and other sites to ensure compliance with the Immigration Laws.
1116. Mr. Speaker, the Service arrested 397 persons of varying nationalities for breaching immigration laws. The Ghana Immigration Service intercepted five suspects involved in human trafficking and rescued 14 victims. The Service organized several educational campaigns in all regional capitals and selected districts as well as several social media, radio and TV talk shows to sensitize the public on safe migration.
1117. In addition, the Service constructed and commissioned state of the art training facility at the Document Fraud Expertise Centre (DFEC), Accra. A total of 187 Officers benefitted from targeted training programmes both home and abroad. The Service established Legal offices in Kumasi, Sekondi and Koforidua.

1118. The Service completed the expansion and construction of the Drill Square at the GIS Academy and established Migration Information Centre (MIC) at Tamale. The GIS completed a three-storey Dormitory of 280 capacity and a three-storey hostel block of 221-capacity for the training school and the Academy at Assin-Foso.
1119. In 2020, the Ministry, through the Service will continue to process and issue visas and permits to legitimate applicants. It will also investigate breaches of Immigration laws and regulations, prosecute persons who breach immigration laws, educate the public on the legal ways of migrations and roll out the implementation of the e-immigration project.
1120. Mr. Speaker, the Service will also patrol the country’s borders to ensure border security and integrity, procure weapons and ammunition, specialised tools and other security equipment to improve the work of the Service.
1121. The Ministry through the Ghana Refugee Board facilitated the issuance of 126 Convention Travel Documents (CTD) and 48 Refugee ID cards. The Board also issued 173 Liberian passports and residence permits to locally integrated Liberians, and registered 278 Burkinabes displaced due to chieftaincy conflict.
1122. The Ministry registered 406 asylum seekers into the country, conducted six Joint and ad-hoc monitoring exercises to various refugee camps, facilitated the issuance of 144 birth certificates to children under 12 years across refugee camps and verified 7,712 applications for refugee status.
1123. In 2020, the Ministry, through the Ghana Refugee Board will assist in the general wellbeing, maintenance and management of refugees and asylum seekers in the country. It will also grant interviews and carry out refugee status determination for asylum seekers, organize sensitization as well as undertake verification exercises for refugee and asylum seekers.

Gaming Regulations Programme

1124. Mr. Speaker, the Gaming Commission in collaboration with EOCO undertook sensitization exercise on the negative effects of gaming on children for pupils in 24 Basic and Junior High Schools within the Greater Accra region.
1125. The Ministry also conducted monitoring activities in Accra, Wassa Akropong and Asankragua resulting in the closure of seven unlicensed casinos and five illegal sports betting centres.
1126. The Ministry trained 40 staff, board members and gaming operators on the fundamentals of gaming regulation and recruited 24 new staff. It also introduced security embedded licenses and stickers to help curb falsification and also identify illegal gaming machines and operators.

1127. In 2020, the Ministry, through the Gaming Commission will seek approval for the amendment of the Gaming Act, 2006 (Act 721) and develop an L.I to give effect to the Act. The Commission will undertake monitoring activities to curb illegal gaming to ensure responsible gaming and continue with the process of the review of the gaming landscape in the country.
1128. Mr. Speaker, the Commission will continue with the process of developing Policy Guidelines on anti-money laundering regulations and terrorist financing for the Gaming Industry, build capacity of staff through local and international training, monitor and secure implementation of laws on casinos and any other games of chance, and undertake sensitization on gaming regulations.

OFFICE OF THE SPECIAL PROSECUTOR

2019 Performance and Outlook for 2020

1129. Mr. Speaker, the Office of the Special Prosecutor (OSP) was established pursuant to the Special Prosecutor Act, 2017, (Act 959), as a special initiative of His Excellency the President to root out corruption in the society. The objectives of the Office are to investigate and prosecute alleged acts of corruption, recover proceeds of corruption and its related offences as well as take the necessary steps to prevent corruption to promote good governance and accountability.
1130. The Office received 46 complaints and petitions on corruption and corruption related offences from the public to which responses were sent indicating the actions to be taken while investigations commenced. Investigations of two cases were completed and eight accused persons arraigned before court for prosecution.
1131. Mr. Speaker, the Office in collaboration with the Audit Service have jointly enhanced the anti-corruption activities in the country through information and intelligence sharing, and joint investigations which is first in the history of Ghana.
1132. In 2020, the Office intends to fully operationalize its operations by continuing with the recruitment of staff and the rollout of equipment and information systems to enhance service delivery. The Office will also develop mechanisms for dealing with political party and election corruption, change perceptions that public office corruption is a low risk enterprise as well as explore procedures and mechanisms to fulfil the anti-corruption public procurement mandate of the OSP.
1133. Mr. Speaker, to protect whistleblowers, a unique system will be set up to guarantee confidentiality of complainant's identity, witness protection and the receipt of anonymous complaints.
1134. Mr. Speaker, to protect the public purse and make public officials more accountable, the Office will also introduce the concept of Supervisory Accountability which requires supervisors to take responsibility for the blunders of their subordinates. Additionally, the Office will also explore the immediate creation

of the criminal offence of unexplained wealth to make public servants accountable while exploring the possibility of expanding its mandate to investigate any bank account, share account or purchase account of anyone suspected of having committed an offence against Act 959. The law should enable the Office to examine a public servant’s bank books and those of his or her spouse, child or agent, if necessary.

CONCLUSION

1135. Mr. Speaker, it is clear from the foregoing that the government of Nana Addo Dankwa Akufo-Addo has worked hard over the last three years to deliver a substantial number of remarkable achievements which we are going to consolidate going forward.

1136. By way of summary and emphasis, I would like to mention some these achievements:

1137. Mr. Speaker, in the last 32 months:

- We have doubled the rate of economic growth to make Ghana one of the fastest growing economies in the world
- We have expanded food production to make Ghana self-sufficient in maize production through planting for food and jobs
- We have also introduced and implemented Rearing for Food and Jobs to develop the livestock industry
- Together with Cote d'Ivoire we have reached a landmark agreement to have a floor price for cocoa from next season.
- We have passed a Fiscal Responsibility Act to entrench fiscal discipline
- We have reduced the fiscal deficit;
- We have established a Fiscal Council;
- We have issued a Eurobond with the Longest tenor, Largest issuance, Least cost and Largest over subscription;
- We have reduced the rate of debt accumulation
- We have reduced the overall tax burden on Ghanaians
- We have reduced electricity prices
- We have reduced benchmark values by 50%
- We have reduced inflation to its lowest level since 1992
- We have reduced bank lending rates
- We have cleaned up the mess we inherited in the financial sector
- We have saved the deposits of some 4.6 million depositors
- We have established a Financial Stability Council
- We have attained a trade surplus for the first time in over twenty years
- We have reduced our current account deficit
- We have increased Ghana's import cover with larger foreign exchange reserves
- We have reduced the rate of depreciation of the cedi.
- Under our watch, Ghana has become the top destination for foreign direct investment in West Africa.
- We successfully exited the IMF program that we inherited from the NDC
- We have improved Ghana's sovereign credit ratings with the first ratings upgrade in more than a decade

- We have doubled the capitation grant
- We have expanded the school feeding program
- We have expanded LEAP
- We have established the Nation Builders Corps and recruited 100,000 graduates.
- We have recruited over 350,000 people into the public service.
- We have purchased 567 vehicles, three helicopters for the police
- We have launched an emergency 112 number for the police, fire and ambulance services
- We have implemented a new basic curriculum from kindergarten to primary six with a focus on reading, writing, arithmetic and creativity (the 4Rs).
- We have redefined basic education to include senior high school and technical schools.
- We are absorbing the cost of WASSCE registration fees for students.
- We have restored teacher training allowances
- We have introduced new reforms to allow Teacher trainees to now be awarded degrees rather than diplomas after graduation
- We have restored nursing training allowances
- We have introduced drones to deliver medical supplies
- We have procured ambulances for all 275 constituencies
- We have cleared the NHIS arrears that we inherited and have revived the collapsing NHIS.
- We have paid the outstanding contributions to pension funds that we inherited
- We are constructing 10 youth resource centres across ten regions.
- We have established 75 Greenhouses at Dawhenya to enhance vegetable production. This is the largest in West Africa.
- Through our Private-Public Partnership with NOVARTIS, Government is offering the drug hydroxyurea to relieve the pain and suffering of sickle cell patients in Ghana. This is the first such initiative in Africa.
- We have increased the DACF to persons with disabilities by 50%
- We have employed persons with disabilities to man 50% of all our toll booths.
- We have established the first government adult shelter to support victims of human trafficking. There is one for victims of domestic abuse but this is the first ever shelter dedicated to victims of human trafficking.
- We have connected 400 rural communities to the telephone network in the last 3 years.
- We have increased Peacekeeping allowances from \$31 to \$35 per day
- We have established and implemented the National Entrepreneurship and Innovation Program (NEIP) with over 10,000 beneficiaries.
- We have established the Students Entrepreneurship Initiative (SEI) to inculcate the spirit of entrepreneurship in students from the high school level.
- We have established the Zongo Development Fund and we are providing infrastructure to Zongo communities.
- We have brought transparency into the allocation of oil blocs
- We have established and funded the Office of the Special Prosecutor

- We have passed the Right to Information Act
- We have created 6 new regions
- Ghana has been selected to host the secretariat of the African Continental Free Trade Agreement
- We have established three Development Authorities (Northern, Middle Belt and Coastal) which have started implementing the Infrastructure for Poverty Eradication Program (IPEP).
- construction of 80 thousand-metric ton warehouses under the “One District One Warehouse Initiative.”
- construction so far of 300 out of 560 small earth dams in the five northern regions, in fulfilment of the “One Village One Dam” promise.
- We are implementing the one district one factory policy
- We have waged a war against illegal mining to protect our water bodies and have now introduced a community-based mining regime for small scale miners.
- We are implementing the National ID Card
- We have implemented the Digital Address System
- We have implemented mobile money interoperability
- We have made it possible for anyone with a mobile money account to have basic banking services
- We are digitizing the land registry
- We have introduced digital drivers’ licences
- We have introduced online applications for passports
- We have introduced online renewal of NHIS registrations through the mobile phone.
- We have launched an online platform (iTAPs) for the filing of taxes.
- Our hospital processes are also being automated for efficiency.
- We have implemented online business registration at the Registrar Generals Department;
- We have implemented an e-justice program at the courts
- We have implemented e-procurement at the Public Procurement Authority
- We have implemented paperless ports
- We have established a Ghana Commodities Exchange
- We are on course to establish an integrated Bauxite and Aluminium Industry
- We are on course to establish a vibrant domestic automotive industry
- We have completed preparations to commence the construction of the Pwalugu Dam by the end of November this year for irrigation, flood control and electricity.
- The Accra-Tema Railway line is now in operation and the Kojokrom-Tarkwa and Achimota-Nsawam lines have also been rehabilitated.
- We launched the “Year of Return” to mark the 400th anniversary of the first slaves taken from Africa to the Americas. It has resulted in increased tourism.
- We are constructing a Dry Bulk Jetty as well as a multipurpose container terminal at Takoradi Port
- We are starting the construction of 10 fish landing sites at Teshie, Axim, Dixcove, Elmina, Winneba, Mumford, Senya-Breku, Fetteh-Gomah, Moree, and Keta.

- We have completed the reverse flow project to move gas from the West to the East of Ghana.
- The construction of Tamale Airport Phase 2 has started
- Tamale Interchange is being constructed
- Pokuase Interchange is being constructed
- Tema Motorway Interchange is being constructed
- Obetsebi Lamptey Interchange is being constructed
- We have commenced airline operations to Wa
- We have revived Anglo-gold Ashanti, and put more people to work;
- We have commenced the journey to build a National Cathedral;
- We have established the Social Partnership Framework with Employers and Labour as well as FBOs
- We have launched a comprehensive building Code for Ghana for the first time, and last but not least,
- Mr. Speaker, we have implemented Free Senior High school education for all Ghanaians.

1138. As we can all testify, the last three years have been remarkable and we are grateful to God and the good citizens of Ghana for what we have achieved. Going forward, we will consolidate the gains made and pursue our transformation agenda, so help us God.

1139. This, Mr Speaker, as we push on, in the knowledge that Ghanaians will know that we mean well, we do well and that, by the Grace of the Almighty, we shall all proclaim with one loud voice in melodic unison that: ‘ONE GOOD TERM WILL DESERVE ANOTHER.’ ‘ONE GOOD TERM WILL DESERVE ANOTHER.’

1140. God Bless us all and God Bless our homeland, Ghana

1141. Right Honourable Speaker, I so move.

PART C

APPENDICES

APPENDICES

APPENDIX 1A: REAL GDP GROWTH

Sn.	Item	Provisional/Revised/Final						Projection				
		2013**	2014*	2015*	2016*	2017*	2018	2019	2020	2021	2022	2023
1.	AGRICULTURE		0.9	2.3	2.9	6.1	4.8	6.4	5.1	5.8	5.3	5.3
1.01	Crops		2.8	1.7	2.2	7.2	5.8	7.1	5.4	6.3	5.5	5.5
	o.w. Cocoa		4.3	-8.0	-7.0	9.2	3.7	5.4	1.3	2.1	2.1	2.0
1.02	Livestock		5.1	5.2	5.4	5.7	5.4	5.7	5.6	5.6	5.6	5.6
1.03	Forestry and Logging		-1.5	-3.9	2.9	3.4	2.4	3.5	3.1	3.0	3.2	3.1
1.04	Fishing		-23.3	8.5	3.1	-1.4	-6.8	3.3	2.2	3.1	3.3	3.9
2.	INDUSTRY		1.1	1.1	4.3	15.7	10.6	8.8	8.6	3.3	2.3	6.7
2.01	Mining and Quarrying		5.4	-8.3	-0.2	30.8	23.3	13.1	10.1	1.2	-2.3	7.9
	o.w. Oil***		6.8	2.0	-15.6	80.3	3.6	20.1	7.3	-5.7	-6.8	20.5
2.02	Manufacturing		-2.6	3.7	7.9	9.5	4.1	6.7	6.8	5.9	6.5	6.4
2.03	Electricity		1.3	17.7	-5.8	19.4	5.5	7.1	15.2	6.4	11.5	7.3
2.04	Water and Sewerage		5.9	13.9	-11.8	6.1	-3.6	3.5	4.1	3.8	3.8	3.9
2.05	Construction		-0.4	9.5	8.4	5.1	1.1	4.1	7.4	3.4	4.2	5.0
3.	SERVICES		5.4	3.0	2.8	3.3	2.7	5.4	5.8	6.0	6.3	6.9
3.01	Trade; Repair of Vehicles, Household Goods		2.0	0.5	-0.4	8.2	2.8	5.1	4.6	4.5	4.3	3.8
3.02	Hotels and Restaurants		1.5	4.1	2.3	7.6	3.2	4.7	4.0	6.5	5.2	6.3
3.03	Transport and Storage		5.8	2.6	1.1	8.9	1.1	3.7	5.1	5.7	6.1	6.6
3.04	Information and communication		29.7	11.9	5.6	4.2	13.1	4.6	5.9	4.9	5.1	5.3
3.05	Financial and Insurance Activities		21.4	12.9	8.0	-17.7	-8.2	1.7	1.1	1.8	2.4	3.3
3.06	Real Estate		-0.3	3.1	3.2	3.8	-6.5	2.6	1.7	2.0	2.3	2.7
3.07	Professional, Administrative & Support Service activities		6.8	1.4	-4.2	2.9	0.3	2.5	2.5	2.5	2.5	2.5
3.08	Public Administration & Defence; Social Security		-3.5	-2.6	8.9	4.2	4.3	5.7	7.9	6.7	6.8	8.2
3.09	Education		-0.3	-0.5	2.3	6.3	3.9	4.5	5.5	5.1	6.0	6.0
3.10	Health and Social Work		2.7	-4.4	4.0	14.1	22.6	21.2	21.5	19.5	19.5	20.1
3.11	Other Service Activities		1.4	2.7	-0.1	5.3	3.1	6.1	4.5	3.2	4.8	7.6
4.	GDP at basic prices		2.9	2.2	3.4	8.4	6.2	7.0	6.8	4.8	4.4	6.5
	Net indirect Taxes		3.5	2.6	4.8	4.6	7.5	7.3	6.5	7.1	7.0	6.8
5.	GDP in purchasers' value		2.9	2.2	3.4	8.1	6.3	7.0	6.8	4.9	4.6	6.5
	o.w. Informal GDP at purchasers' value		2.7	2.8	2.7	6.1	2.6	12.4	6.8	4.9	4.6	6.5
6.	Non-Oil GDP		2.7	2.2	4.6	4.6	6.5	5.9	6.7	5.9	5.5	5.5

*Revised

** Base year

*** Oil means Oil and Gas

APPENDIX 1B: REAL GDP AT LEVELS

Sn.	Item	Provisional/Revised/Final						Projection				
		2013*	2014*	2015*	2016*	2017*	2018	2019	2020	2021	2022	2023
1.	AGRICULTURE	25,289.5	25,528.0	26,103.4	26,862.3	28,503.2	29,877.5	31,789.0	33,418.7	35,353.4	37,217.4	39,186.6
1.01	Crops	17,061.6	17,535.2	17,830.0	18,228.3	19,535.5	20,677.8	22,146.0	23,341.9	24,812.4	26,177.1	27,616.8
	o.w. Cocoa	1,980.3	2,065.4	1,901.0	1,767.6	1,930.0	2,001.8	2,109.5	2,137.0	2,181.8	2,227.7	2,272.2
1.02	Livestock	4,354.1	4,575.9	4,816.1	5,074.1	5,361.7	5,649.9	5,971.9	6,305.2	6,655.3	7,028.7	7,421.0
1.03	Forestry and Logging	2,047.7	2,016.1	1,937.1	1,992.5	2,060.0	2,108.4	2,182.2	2,249.4	2,316.4	2,390.1	2,463.8
1.04	Fishing	1,826.1	1,400.7	1,520.2	1,567.3	1,546.1	1,441.4	1,488.9	1,522.3	1,569.3	1,621.4	1,685.0
2.	INDUSTRY	43,104.4	43,599.4	44,080.8	45,989.5	53,191.4	58,808.5	63,975.8	69,482.8	71,753.4	73,415.2	78,349.3
2.01	Mining and Quarrying	15,933.2	16,789.4	15,403.2	15,366.4	20,092.0	24,775.5	28,026.1	30,856.8	31,227.0	30,508.8	32,919.0
	o.w. Oil**	6,802.8	7,266.3	7,412.4	6,254.6	11,278.5	11,680.4	14,033.3	15,057.7	14,199.4	13,233.9	15,946.8
2.02	Manufacturing	14,522.7	14,149.8	14,667.6	15,829.2	17,335.5	18,054.1	19,263.7	20,573.6	21,787.4	23,203.6	24,688.7
2.03	Electricity	1,327.0	1,344.2	1,581.8	1,490.7	1,780.1	1,878.7	2,012.1	2,318.0	2,466.3	2,749.9	2,950.7
2.04	Water and Sewerage	680.3	720.8	821.2	724.3	768.2	740.6	766.5	798.0	828.3	859.8	893.3
2.05	Construction	10,641.1	10,595.2	11,606.9	12,578.9	13,215.6	13,359.6	13,907.4	14,936.5	15,444.4	16,093.0	16,897.7
3.	SERVICES	48,408.3	51,016.8	52,546.6	54,014.2	55,776.2	57,294.7	60,376.2	63,876.3	67,696.8	71,937.9	76,889.2
3.01	Trade; Repair Of Vehicles, Household Goods	13,117.6	13,385.7	13,453.7	13,393.2	14,492.0	14,892.1	15,651.6	16,371.5	17,108.2	17,843.9	18,522.0
3.02	Hotels and Restaurants	4,576.6	4,646.3	4,834.9	4,945.9	5,324.0	5,494.1	5,752.3	5,982.4	6,371.3	6,702.6	7,124.9
3.03	Transport and Storage	6,979.3	7,383.5	7,577.2	7,663.7	8,349.5	8,441.7	8,754.0	9,200.5	9,724.9	10,318.1	10,999.1
3.04	Information and communication	1,876.1	2,432.5	2,723.2	2,874.5	2,994.6	3,387.6	3,543.7	3,752.8	3,938.0	4,140.7	4,361.3
3.05	Financial and Insurance Activities	5,953.2	7,226.3	8,158.9	8,811.4	7,251.2	6,656.3	6,769.5	6,843.9	6,967.1	7,134.4	7,369.8
3.06	Real Estate	1,145.1	1,142.2	1,177.6	1,214.8	1,261.2	1,179.3	1,210.4	1,231.0	1,255.6	1,284.5	1,319.2
3.07	Professional, Administrative & Support Service ac	1,612.3	1,722.0	1,746.3	1,672.5	1,720.8	1,725.4	1,768.5	1,812.7	1,858.0	1,904.5	1,952.1
3.08	Public Administration & Defence; Social Security	4,264.5	4,115.2	4,009.6	4,364.9	4,546.9	4,742.3	5,014.2	5,410.3	5,772.8	6,165.4	6,670.9
3.09	Education	4,693.0	4,679.1	4,657.9	4,764.6	5,064.5	5,264.0	5,500.9	5,803.4	6,099.4	6,465.3	6,853.3
3.10	Health and Social Work	2,611.6	2,682.4	2,563.3	2,666.1	3,041.6	3,727.7	4,517.9	5,489.3	6,559.7	7,838.9	9,414.5
3.11	Other Service Activities	1,578.9	1,601.5	1,644.1	1,642.6	1,730.0	1,784.3	1,893.2	1,978.3	2,041.7	2,139.7	2,302.3
4.	GDP at basic prices	116,802.1	120,144.2	122,730.8	126,866.0	137,470.8	145,980.7	156,141.0	166,777.8	174,803.6	182,570.4	194,425.1
	Net indirect Taxes	6,847.9	7,088.5	7,273.3	7,620.4	7,967.4	8,566.9	9,192.3	9,786.1	10,480.4	11,209.0	11,975.1
5.	GDP in purchasers' value	123,650.0	127,232.7	130,004.1	134,486.4	145,438.2	154,547.7	165,333.3	176,563.9	185,284.0	193,779.4	206,400.3
	o.w. Informal GDP at purchasers' value	36,119.6	37,085.7	38,119.1	39,156.0	41,561.0	42,647.78	47,946.67	51,203.53	53,732.36	56,196.01	59,856.08
6.	Non-Oil GDP	116,847.2	119,966.4	122,591.7	128,231.7	134,159.7	142,867.2	151,300.0	161,506.2	171,084.6	180,545.5	190,453.5

*Provisional

**Oil means Oil and Gas

APPENDIX 1C: NOMINAL GDP AT LEVELS

s/n	Item	Provisional/Revised/Final					Projection					
		2013*	2014*	2015*	2016*	2017*	2018	2019	2020	2021	2022	2023
1.	AGRICULTURE	25,289.5	31,086.0	36,525.7	45,116.5	50,554.4	54,923.5	63,484.4	72,931.5	84,369.6	97,103.7	111,802.7
1.01	Crops	17,061.6	20,637.1	24,479.3	32,209.8	36,598.7	40,349.1	47,103.1	54,586.5	63,799.0	74,005.1	85,843.9
	o.w. Cocoa	1,980.3	3,253.7	3,645.8	3,833.9	4,186.1	4,341.9	4,904.9	5,021.4	5,496.0	6,015.5	6,577.6
1.02	Livestock	4,354.1	5,572.2	6,051.8	6,524.0	7,100.3	7,528.3	8,514.4	9,618.9	10,863.7	12,276.4	13,868.9
1.03	Forestry and Logging	2,047.7	2,891.8	3,455.4	3,541.5	4,055.0	4,238.5	4,694.0	5,177.2	5,704.5	6,298.2	6,946.7
1.04	Fishing	1,826.1	1,985.0	2,539.2	2,841.2	2,800.4	2,807.6	3,172.8	3,548.8	4,002.4	4,524.0	5,143.3
2.	INDUSTRY	43,104.4	53,767.3	57,155.2	60,709.1	78,015.1	94,770.3	108,825.0	124,864.9	136,500.9	148,269.6	167,237.0
2.01	Mining and Quarrying	15,933.2	21,704.7	17,130.9	16,831.4	25,917.0	37,998.6	44,815.7	51,444.5	54,280.2	55,291.4	62,201.4
	o.w. Oil**	6,802.8	9,000.8	4,691.9	1,027.1	8,445.9	10,607.8	13,717.7	15,842.9	16,080.5	16,131.3	20,922.3
2.02	Manufacturing	14,522.7	17,605.2	20,506.0	23,921.8	26,860.3	31,440.7	35,560.1	40,256.9	45,190.0	51,014.9	57,536.7
2.03	Electricity	1,327.0	1,378.5	2,978.7	3,485.9	4,389.7	4,177.9	4,787.1	5,900.7	6,717.9	8,014.8	9,201.8
2.04	Water and Sewerage	680.3	895.8	1,183.1	1,304.6	1,415.3	1,469.9	1,612.7	1,779.5	1,957.9	2,154.3	2,372.6
2.05	Construction	10,641.1	12,183.1	15,356.6	15,165.3	19,432.9	19,683.2	22,049.5	25,483.3	28,354.9	31,794.2	35,924.5
3.	SERVICES	48,408.3	56,132.1	71,333.7	92,679.7	109,697.6	129,278.9	147,882.9	169,818.3	195,549.3	225,885.4	262,412.7
3.01	Trade; Repair Of Vehicles, Household Goods	13,117.6	15,920.6	20,460.4	27,890.5	33,383.3	42,267.0	47,532.2	53,199.0	59,484.4	66,385.2	73,731.4
3.02	Hotels and Restaurants	4,576.6	4,487.6	5,780.7	7,260.8	9,253.9	10,579.6	11,963.0	13,436.9	15,455.1	17,559.5	20,159.0
3.03	Transport and Storage	6,979.3	7,717.7	9,949.8	13,117.5	17,109.1	20,857.7	24,873.8	30,063.8	36,544.0	44,589.2	54,661.9
3.04	Information and Communication	1,876.1	2,781.5	3,658.1	4,304.9	5,040.4	6,790.5	7,756.8	8,970.1	10,278.8	11,802.3	13,574.7
3.05	Financial and Insurance activities	5,953.2	7,195.0	9,549.6	13,519.1	12,017.9	11,752.4	12,669.4	13,577.2	14,650.9	15,902.7	17,413.2
3.06	Real Estate	1,145.1	1,334.9	2,174.3	3,470.0	5,562.7	6,112.7	6,964.2	7,861.7	8,901.0	10,107.3	11,522.0
3.07	Professional, Administrative & Support Service activities	1,612.3	2,115.1	2,664.3	3,115.3	3,678.9	4,133.2	4,575.5	5,065.0	5,607.0	6,206.9	6,871.1
3.08	Public Administration & Defence; Social Security	4,264.5	4,549.2	5,236.6	6,501.7	7,846.1	9,247.2	10,559.7	12,305.4	14,180.3	16,356.1	19,113.1
3.09	Education	4,693.0	5,189.5	6,279.4	6,897.5	8,045.6	8,880.4	10,022.4	11,419.5	12,962.1	14,839.0	16,987.6
3.10	Health and Social Work	2,611.6	3,108.4	3,437.9	3,977.2	4,934.0	5,802.5	7,693.7	10,226.6	13,369.5	17,478.3	22,964.7
3.11	Other Service Activities	1,578.9	1,732.4	2,142.5	2,625.2	2,825.7	2,855.7	3,272.3	3,693.2	4,116.2	4,658.9	5,414.0
4.	GDP at basic prices	116,802.1	140,985.4	165,014.6	198,505.3	238,267.1	278,972.8	320,192.3	367,614.7	416,419.8	471,258.7	541,452.4
	Net indirect Taxes	6,847.9	14,447.1	15,384.4	16,571.8	18,404.3	21,623.3	25,754.0	30,433.5	36,178.0	42,949.1	50,932.2
5.	GDP in purchasers' value	123,650.0	155,432.5	180,399.0	215,077.0	256,671.4	300,596.1	345,946.3	398,048.2	452,597.7	514,207.8	592,384.6
	o.w. Informal GDP at purchasers' value	36,119.6	43,728.1	51,550.7	64,457.5	73,325.4	81,253.78	98,657.34	113,787.52	128,959.82	145,662.50	167,561.51
6.	Non-Oil GDP	116,847.2	146,431.7	175,707.1	214,049.9	248,225.5	289,988.2	332,228.6	382,205.3	436,517.2	498,076.5	571,462.3

*Provisional

**Oil means Oil and Gas

APPENDIX 2A: SUMMARY OF CENTRAL GOVERNMENT FISCAL OPERATIONS - 2019

<i>In GH¢ unless otherwise stated</i>	2019 Budget	2019 Revised Budget	2019 Proj Outturn	2019 Proj Q1-Q3	2019 Prov Q1-Q3
I. REVENUES					
Total Revenue & Grants	58,904,864,627	58,896,530,230	54,565,043,013	41,963,056,158	36,249,503,586
(per cent of GDP)	17.1	17.0	15.8	12.1	10.5
Domestic Revenue	57,794,999,111	57,786,664,714	53,731,877,792	41,062,584,206	35,617,749,103
Tax Revenue	45,270,182,441	45,639,400,381	42,381,185,616	32,368,799,122	28,998,133,516
Taxes on Income and Property	22,185,213,574	22,674,406,995	22,162,695,996	15,857,103,585	14,195,794,909
Company Taxes	9,355,351,264	10,071,708,335	10,109,380,000	6,634,787,608	5,654,703,919
Company Taxes on Oil	1,254,227,042	1,363,672,689	1,363,672,689	924,585,030	829,690,542
Other Direct Taxes	11,575,635,267	11,239,025,971	10,689,643,307	8,297,730,947	7,711,400,448
Taxes on Domestic Goods and Services	18,239,662,132	18,639,899,287	17,599,540,447	13,359,639,403	12,378,676,321
Excises	4,102,159,266	4,232,887,252	4,094,335,409	3,074,216,416	2,887,148,215
VAT	9,923,592,866	9,916,121,274	9,298,697,847	7,149,315,109	6,599,432,249
National Health Insurance Levy (NHIL)	1,895,100,000	1,983,220,000	1,830,638,595	1,406,213,711	1,304,552,803
GETFund Levy	1,895,100,000	1,983,220,000	1,872,198,595	1,383,924,730	1,295,836,088
Communication Service Tax	423,710,000	524,450,761	503,670,000	345,969,437	291,706,966
International Trade Taxes	7,417,793,264	6,355,888,233	5,136,380,000	4,784,185,432	4,038,706,430
Import Duties	7,417,793,264	6,355,888,233	5,136,380,000	4,784,185,432	4,038,706,430
Export Duties	0	0	0	0	0
Tax Refunds	-2,572,486,529	-2,030,794,133	-2,517,430,827	-1,632,129,299	-1,615,044,145
Social Contributions	485,914,749	494,172,112	495,005,013	362,695,346	103,337,923
SSNIT Contribution to NHIL	485,914,749	494,172,112	495,005,013	362,695,346	103,337,923
Non-Tax Revenue	9,570,346,634	9,021,646,319	8,876,194,146	6,428,924,014	5,086,007,108
Other Revenue	2,468,555,287	2,631,445,901	1,979,493,017	1,902,165,724	1,430,270,556
Grants	1,109,865,516	1,109,865,516	833,165,221	900,471,952	631,754,484
Project Grants	1,052,145,516	1,052,145,516	775,445,221	857,181,952	631,754,484
Programme Grants	57,720,000	57,720,000	57,720,000	43,290,000	0
II. EXPENDITURE					
Total Expenditure	72,710,768,495	73,881,705,498	70,189,825,158	55,446,450,122	51,045,557,973
(percent of GDP)	21.1	21.4	20.3	16.0	14.8
Compensation of Employees	22,837,993,208	22,837,993,208	22,453,890,752	16,852,633,220	16,579,256,966
Wages & Salaries	19,436,589,964	19,766,884,488	19,800,200,523	14,507,813,832	14,540,057,897
(percent of GDP)	5.6	5.7	5.7	4.2	4.2
Social Contributions	3,401,403,244	3,071,108,720	2,653,690,229	2,344,819,388	2,039,199,069
Use of Goods and Services	6,333,414,987	6,938,414,987	6,925,759,146	5,960,654,718	4,713,066,742
Interest Payments	18,645,707,469	19,598,376,427	19,595,109,697	14,365,071,873	14,755,657,429
Domestic	14,504,883,697	15,024,773,450	15,163,445,569	11,404,245,366	11,964,919,250
External	4,140,823,772	4,573,602,978	4,431,664,127	2,960,826,508	2,790,738,179
Subsidies	180,260,489	180,260,489	180,260,489	134,978,690	124,235,839
Grants to Other Government Units	13,798,464,237	14,034,246,741	13,071,044,608	10,083,723,850	8,798,685,956
Social Benefits	95,616,060	130,076,360	130,076,360	80,327,120	87,260,026
Other Expenditure	2,288,294,797	2,451,185,411	1,799,232,528	1,767,187,035	1,430,270,556
Capital Expenditure	8,531,017,247	7,711,151,874	6,034,451,578	6,201,873,616	4,557,124,459
Domestic Financed	3,222,211,330	3,617,211,329	2,217,211,329	2,943,907,272	2,104,865,959
Foreign Financed	5,308,805,917	4,093,940,544	3,817,240,249	3,257,966,344	2,452,258,500
Other Outstanding Expenditure Claims	0	0	0	0	0
Overall Balance (Commitment)	-13,805,903,869	-14,985,175,268	-15,624,782,145	-13,483,393,964	-14,796,054,386
(percent of GDP)	-4.0	-4.3	-4.5	-3.9	-4.3
Arrears clearance (net change)	-730,000,000	-730,000,000	-730,000,000	-680,000,000	-409,782,488
Unpaid commitments	0	0	0	0	0
Outstanding payments	0	0	0	0	0
o/w Statutory Funds	0	0	0	0	0
Clearance of outstanding commitments	-730,000,000	-730,000,000	-730,000,000	-680,000,000	-409,782,488
o/w other outstanding payments/deferred payments	-730,000,000	-730,000,000	-730,000,000	-680,000,000	-409,782,488
o/w other outstanding claims	0	0	0	0	-407,382,488
Overall Balance (Cash)	-14,535,903,869	-15,715,175,268	-16,354,782,145	-14,163,393,964	-15,205,836,875
(percent of GDP)	-4.2	-4.5	-4.7	-4.1	-4.4
Discrepancy	0	0	0	0	-466,105,303
Overall balance (incl. Divestiture and Discrepancy)	-14,535,903,869	-15,715,175,268	-16,354,782,145	-14,163,393,964	-15,671,942,177

APPENDIX 2A: SUMMARY OF CENTRAL GOVERNMENT FISCAL OPERATIONS - 2019

<i>In GH¢ unless otherwise stated</i>	2019 Budget	2019 Revised Budget	2019 Proj Outturn	2019 Prog Q1-Q3	2019 Prov Q1-Q3
Financing	14,535,903,869	15,715,175,268	16,354,782,145	14,163,393,964	15,671,942,177
Foreign (net)	9,748,095,294	8,237,868,249	6,157,868,249	10,492,280,445	6,338,018,481
Borrowing	15,079,160,401	18,768,352,279	16,688,352,279	16,768,841,644	15,467,061,267
Project Loans	4,256,660,401	3,041,795,028	3,041,795,028	2,400,784,393	1,820,504,016
Programme Loans	1,202,500,000	2,080,000,000	0	721,500,000	0
Sovereign Bond	9,620,000,000	13,646,557,251	13,646,557,251	13,646,557,251	13,646,557,251
Amortisation (due)	-5,331,065,107	-10,530,484,030	-10,530,484,030	-6,276,561,199	-9,129,042,787
Domestic (net)	4,401,784,840	7,011,254,058	11,290,860,935	4,480,164,678	10,261,025,253
Banking	2,665,403,798	2,871,345,972	6,019,377,986	4,772,887,691	3,235,504,082
Bank of Ghana	0	0	0	0	-3,772,153,111
Comm. Banks	2,665,403,798	2,871,345,972	6,019,377,986	4,772,887,691	7,007,657,193
Non-banks	1,736,381,042	3,390,979,834	4,522,554,697	-542,365,763	7,025,521,171
o/w Non-residents	0	0	0	0	-415,991,577
Other Domestic	0	748,928,252	748,928,252	249,642,751	0
Other Financing	1,418,950,463	1,535,950,463	-24,049,537	-16,204,544	-92,434,316
Other Programme Financing	1,443,000,000	1,560,000,000	0	0	0
Other Domestic Financing	-24,049,537	-24,049,537	-24,049,537	-16,204,544	-92,434,316
Divestiture Receipts	0	0	0	0	0
Ghana Petroleum Funds	-309,878,019	-320,969,251	-320,969,251	-237,853,984	-17,645,062
Transfer to Ghana Petroleum Funds	-1,032,926,729	-1,069,897,503	-1,069,897,503	-792,846,615	-834,667,240
o/w Stabilisation Fund	-723,048,710	-748,928,252	-748,928,252	-554,992,630	-561,625,716
o/w Heritage Fund	-309,878,019	-320,969,251	-320,969,251	-237,853,984	-273,041,524
Transfer from Stabilisation Fund	723,048,710	748,928,252	748,928,252	554,992,630	817,022,178
Sinking Fund	-723,048,710	-748,928,252	-748,928,252	-554,992,630	-817,022,178
Contingency Fund	0	0	0	0	0
Memorandum items					
Domestic Revenue	57,794,999,111	57,786,664,714	53,731,877,792	41,062,584,206	35,617,749,103
(percent of GDP)	16.8	16.7	15.5	11.9	10.3
Domestic expenditure	48,756,255,109	50,189,388,526	46,777,475,213	37,823,411,905	34,303,747,346
(percent of GDP)	14.2	14.5	13.5	10.9	9.9
Domestic Primary Balance	9,038,744,002	7,597,276,188	6,954,402,580	3,239,172,302	1,314,001,757
(percent of GDP)	2.6	2.2	2.0	0.9	0.4
Primary Balance	4,109,803,601	3,883,201,160	3,240,327,552	201,677,909	-916,284,748
(percent of GDP)	1.2	1.1	0.9	0.1	-0.3
Non-oil Primary Balance	-1,319,754,722	-1,791,558,656	-2,434,432,263	-3,944,170,181	-4,383,875,478
(percent of GDP)	-0.4	-0.5	-0.7	-1.2	-1.3
Overall Balance (cash, discrepancy)	-14,535,903,869	-15,715,175,268	-16,354,782,145	-14,163,393,964	-15,671,942,177
(percent of GDP)	-4.2	-4.5	-4.7	-4.1	-4.5
Overall Balance (cash, discrepancy, incl. finsec bailout)	-14,535,903,869	-15,715,175,268	-18,079,782,145	-14,163,393,964	-17,396,942,177
(percent of GDP)	-4.2	-4.5	-5.2	-4.1	-5.0
Oil Revenue	5,429,558,322	5,674,759,815	5,674,759,815	4,145,848,090	3,467,590,729
(percent of GDP)	1.6	1.6	1.6	1.2	1.0
Non-Oil Revenue and Grants	53,475,306,305	53,221,770,415	48,890,283,198	37,817,208,068	32,781,912,857
(percent of GDP)	15.5	15.4	14.1	10.9	9.5
Benchmark Oil Revenue	3,443,089,096	3,566,325,009	3,566,325,009	2,642,822,048	3,033,794,716
(percent of GDP)	1.0	1.0	1.0	0.8	0.9
Annual Budget Funding Amount (ABFA)	2,410,162,367	2,496,427,506	2,496,427,506	1,849,975,434	2,123,656,301
(percent of GDP)	0.7	0.7	0.7	0.5	0.6
Nominal GDP	344,455,336,099	345,946,298,094	345,946,298,094	345,946,298,094	345,946,298,094
Non-Oil Nominal GDP	327,278,526,883	332,228,602,933	332,228,602,933	332,228,602,933	332,228,602,933

APPENDIX 2B: ECONOMIC CLASSIFICATION OF CENTRAL GOV'T REVENUE - 2019

In GH¢ unless otherwise stated

	2019 Budget	2019 Revised Budget	2019 Proj Outturn	2019 Prog Q1-Q3	2019 Prov Q1-Q3
TAX REVENUE	45,270,182,441	45,639,400,381	42,381,185,616	32,368,799,122	28,998,133,516
TAXES ON INCOME & PROPERTY	22,185,213,574	22,674,406,995	22,162,695,996	15,857,103,585	14,195,794,909
Personal	7,586,460,731	7,544,135,133	7,182,000,000	5,456,863,699	5,007,369,905
Self Employed	479,866,800	440,974,390	418,440,000	335,223,301	304,576,058
Companies	9,355,351,264	10,071,708,335	10,109,380,000	6,634,787,608	5,654,703,919
Company Taxes on Oil	1,254,227,042	1,363,672,689	1,363,672,689	924,585,030	829,690,542
Others	3,509,307,737	3,253,916,448	3,089,203,307	2,505,643,947	2,399,454,484
Other Direct Taxes	2,602,157,737	2,393,718,462	2,330,483,307	1,864,144,858	1,851,647,303
o/w Royalties from Oil	1,141,179,871	1,177,763,307	1,177,763,307	880,338,757	979,744,154
o/w Mineral Royalties	1,027,207,866	803,955,155	842,120,000	663,700,078	696,676,302
National Fiscal Stabilisation Levy	339,540,000	290,895,626	273,210,000	216,190,936	160,712,844
Airport Tax	567,610,000	569,302,360	485,510,000	425,308,154	387,094,338
TAXES ON DOMESTIC GOODS AND SERVICES	18,239,662,132	18,639,899,287	17,599,540,447	13,359,639,403	12,378,676,321
Excises	4,102,159,266	4,232,887,252	4,094,335,409	3,074,216,416	2,887,148,215
Excise Duty	632,199,266	554,574,579	369,795,409	432,062,142	288,686,071
Petroleum Tax	3,469,960,000	3,678,312,673	3,724,540,000	2,642,154,274	2,598,462,145
o/w Energy Fund levy	35,728,537	40,351,088	44,903,001	28,290,107	29,399,876
o/w Road Fund Levy	1,514,235,492	1,599,717,414	1,687,176,999	1,149,995,895	1,122,994,998
VAT	9,923,592,866	9,916,121,274	9,298,697,847	7,149,315,109	6,599,432,249
Domestic	4,894,030,000	5,176,813,736	5,234,647,847	3,695,563,611	3,666,253,327
External	5,029,562,866	4,739,307,537	4,064,050,000	3,453,751,498	2,933,178,922
National Health Insurance Levy (NHIL)	1,895,100,000	1,983,220,000	1,830,638,595	1,406,213,711	1,304,552,803
Customs Collection	959,560,000	947,860,000	770,200,000	676,890,256	535,444,508
Domestic Collection	935,540,000	1,035,360,000	1,060,438,595	729,323,455	769,108,295
GETFund Levy	1,895,100,000	1,983,220,000	1,872,198,595	1,383,924,730	1,295,836,088
Customs Collection	959,560,000	947,860,000	811,760,000	654,601,275	526,727,794
Domestic Collection	935,540,000	1,035,360,000	1,060,438,595	729,323,455	769,108,295
Communication Service Tax	423,710,000	524,450,761	503,670,000	345,969,437	291,706,966
TAXES ON INTERNATIONAL TRADE	7,417,793,264	6,355,888,233	5,136,380,000	4,784,185,432	4,038,706,430
Imports	7,417,793,264	6,355,888,233	5,136,380,000	4,784,185,432	4,038,706,430
Import Duty	7,417,793,264	6,355,888,233	5,136,380,000	4,784,185,432	4,038,706,430
Exports	0	0	0	0	0
o/w Cocoa	0	0	0	0	0
Tax Refunds	-2,572,486,529	-2,030,794,133	-2,517,430,827	-1,632,129,299	-1,615,044,145
SOCIAL CONTRIBUTIONS	485,914,749	494,172,112	495,005,013	362,695,346	103,337,923
SSNIT Contribution to NHIL	485,914,749	494,172,112	495,005,013	362,695,346	103,337,923
NON-TAX REVENUE	9,570,346,634	9,021,646,319	8,876,194,146	6,428,924,014	5,086,007,108
Retention	4,426,573,220	4,326,712,206	4,326,712,206	3,317,470,847	2,807,829,051
Lodgement	5,143,773,414	4,694,934,113	4,549,481,940	3,111,453,167	2,278,178,057
Fees & Charges	674,226,027	624,210,000	624,210,000	441,493,124	426,350,474
Dividend/Interest & Profits (Others)	85,073,121	85,073,121	85,073,121	55,717,720	62,008,586
Dividend/Interest & Profits from Oil	3,028,460,719	3,127,433,773	3,127,433,773	2,336,241,126	1,645,931,744
Surface Rentals from Oil/PHF Interest	5,690,690	5,890,046	5,890,046	4,683,176	12,224,289
Taxes on Property	150,000,000	0	0	0	0
Licences	0	520,000,000	616,875,000	0	0
Luxury Vehicle Levy	598,125,000	52,327,174	0	52,327,174	60,686,352
Cocobod	0	0	0	0	0
Fees from Mineral Exports	320,000,000	160,000,000	0	106,666,667	0
Yield from Capping Policy	282,197,857	120,000,000	90,000,000	114,324,180	70,976,611
OTHER REVENUE	2,468,555,287	2,631,445,901	1,979,493,017	1,902,165,724	1,430,270,556
ESLA Proceeds	2,468,555,287	2,631,445,901	1,979,493,017	1,902,165,724	1,430,270,556
Energy Debt Recovery Levy	1,609,992,238	1,710,674,939	1,658,869,141	1,235,478,817	1,198,063,779
Public Lighting Levy	247,660,997	247,660,997	86,462,509	181,276,755	63,286,683
National Electrification Scheme Levy	160,250,828	160,250,828	60,998,484	116,859,471	44,481,833
Price Stabilisation & Recovery Levy	450,651,223	512,859,136	173,162,884	368,550,681	124,438,261
DOMESTIC REVENUE	57,794,999,111	57,786,664,714	53,731,877,792	41,062,584,206	35,617,749,103
GRANTS	1,109,865,516	1,109,865,516	833,165,221	900,471,952	631,754,484
Project Grants	1,052,145,516	1,052,145,516	775,445,221	857,181,952	631,754,484
Programme Grants	57,720,000	57,720,000	57,720,000	43,290,000	0
TOTAL REVENUE & GRANTS	58,904,864,627	58,896,530,230	54,565,043,013	41,963,056,158	36,249,503,586
Memorandum items					
Taxes on Income and Property (% of GDP)	6.4	6.6	6.4	4.6	4.1
Non-oil Taxes on Income and Property (% of non-oil GDP)	6.0	6.1	5.9	4.2	3.7
Taxes on Goods and Services (% of GDP)	5.3	5.4	5.1	3.9	3.6
Taxes on International Trade (% of GDP)	2.2	1.8	1.5	1.4	1.2
Tax Revenue (% of GDP)	13.1	13.2	12.3	9.4	8.4
Non-Oil Tax Revenue (% of non-oil GDP)	13.1	13.0	12.0	9.2	8.2
Non-Oil Tax Revenue (% of GDP)	12.4	12.5	11.5	8.8	7.9
Non-Tax Revenue (% of GDP)	2.8	2.6	2.6	1.9	1.5
Domestic Revenue (% of GDP)	16.8	16.7	15.5	11.9	10.3
Non-Oil Domestic Revenue	16.0	15.7	14.5	11.1	9.7
Grants (% of GDP)	0.3	0.3	0.2	0.3	0.2
Total Revenue and Grants	17.1	17.0	15.8	12.1	10.5
Non-Oil Tax Revenue (Gross)	45,447,262,057.7	45,128,758,518.2	42,357,180,446.5	32,196,004,633.4	28,803,742,965.1
Non-Oil Tax Revenue (Net)	42,874,775,528.4	43,097,964,384.9	39,839,749,619.7	30,563,875,334.4	27,188,698,821
Non-oil Taxes on Income and Property	19,789,806,661.1	20,132,970,998.6	19,621,260,000.0	14,052,179,797.7	12,386,360,213.6
Import Exemptions	2,814,595,200	2,814,595,200	2,814,595,200	2,083,343,446	1,649,352,619
Benchmark Oil Revenue	3,443,089,096	3,566,325,009	3,566,325,009	2,642,822,048	3,033,794,716
Nominal GDP	344,455,336,099	345,946,254,952	345,946,298,094	345,946,298,094	345,946,298,094
Non-Oil Nominal GDP	327,278,526,883	332,228,559,791	332,228,602,933	332,228,602,933	332,228,602,933

APPENDIX 2C: ECONOMIC CLASSIFICATION OF CENTRAL GOV'T EXPENDITURE - 2019

<i>In GH¢ unless otherwise stated</i>	2019 Budget	2019 Revised Budget	2019 Proj Outturn	2019 Prog Q1-Q3	2019 Prov. Q1-Q3
II EXPENDITURE					
Compensation of Employees	22,837,993,208	22,837,993,208	22,453,890,752	16,852,633,220	16,579,256,966
Wages & Salaries	19,436,589,964	19,766,884,488	19,800,200,523	14,507,813,832	14,540,057,897
Social Contributions	3,401,403,244	3,071,108,720	2,653,690,229	2,344,819,388	2,039,199,069
Pensions	1,243,941,758	1,063,420,083	959,435,708	827,669,823	780,248,003
Gratuities	388,731,799	238,958,950	166,845,639	211,966,907	184,782,657
Social Security	1,768,729,687	1,768,729,687	1,527,408,881	1,305,182,658	1,074,168,409
Use of Goods and Services	6,333,414,987	6,938,414,987	6,925,759,146	5,960,654,718	4,713,066,742
o/w ABFA	723,048,710	748,928,252	748,928,252	722,747,102	573,765,918
Interest Payments	18,645,707,469	19,598,376,427	19,595,109,697	14,365,071,873	14,755,657,429
Domestic	14,504,883,697	15,024,773,450	15,163,445,569	11,404,245,366	11,964,919,250
External (Due)	4,140,823,772	4,573,602,978	4,431,664,127	2,960,826,508	2,790,738,179
Subsidies	180,260,489	180,260,489	180,260,489	134,978,690	124,235,839
Subsidies to Utility Companies	0	0	0	0	0
Subsidies on Petroleum products	180,260,489	180,260,489	180,260,489	134,978,690	124,235,839
Grants to Other Government Units	13,798,464,237	14,034,246,741	13,071,044,608	10,083,723,850	8,798,685,956
National Health Fund (NHF)	1,692,678,294	1,724,946,052	1,492,416,813	1,225,547,772	1,153,635,672
Education Trust Fund	1,206,763,545	1,230,773,940	1,122,325,748	862,852,427	753,529,963
Road Fund	964,236,288	1,104,052,410	1,011,410,964	755,418,089	775,817,709
Petroleum Related Funds/Energy Fund	22,751,251	25,041,633	26,917,975	16,267,456	14,248,812
Dist. Ass. Common Fund	2,079,426,613	2,090,251,273	1,710,132,461	1,482,677,097	1,386,107,942
Retention of Internally-generated funds (IGFs)	4,426,573,220	4,326,712,206	4,326,712,206	3,317,470,847	2,807,829,051
Transfer to the National Oil Company from Oil	1,264,945,726	1,308,481,466	1,263,942,125	855,370,659	433,796,013
Other Earmarked Funds	2,141,089,300	2,223,987,762	2,117,186,316	1,568,119,504	1,473,720,793
Youth Employment Agency	215,848,359	260,376,692	241,547,798	177,009,872	149,698,271
Student's Loan Trust	2,698,104	3,254,709	3,019,347	2,196,481	850,661
Ghana EXIM Bank Ltd	224,035,069	327,510,036	316,361,937	212,352,394	179,890,963
Ghana Airport Company Ltd.	361,443,225	353,305,487	291,048,383	255,056,506	387,094,338
Mineral Development Fund	130,821,277	99,785,909	100,965,032	77,707,134	114,955,100
GRA Retention	1,206,243,266	1,179,754,929	1,164,243,818	843,797,115	641,231,459
			0		
Social Benefits	95,616,060	130,076,360	130,076,360	80,327,120	87,260,026
Lifeline Consumers of Electricity	95,616,060	130,076,360	130,076,360	80,327,120	87,260,026
Other Expenditure	2,288,294,797	2,451,185,411	1,799,232,528	1,767,187,035	1,430,270,556
ESLA Transfers	2,288,294,797	2,451,185,411	1,799,232,528	1,767,187,035	1,430,270,556
Capital Expenditure	8,531,017,247	7,711,151,874	6,034,451,578	6,201,873,616	4,557,124,459
Domestic financed	3,222,211,330	3,617,211,329	2,217,211,329	2,943,907,272	2,104,865,959
o/w GIIF	0	0	0	0	0
o/w ABFA	1,265,335,243	1,747,499,254	1,747,499,254	1,323,472,077	414,178,702
Foreign financed	5,308,805,917	4,093,940,544	3,817,240,249	3,257,966,344	2,452,258,500
Other Outstanding Expenditure Claims	0	0	0	0	0
TOTAL EXPENDITURE	72,710,768,495	73,881,705,498	70,189,825,158	55,446,450,122	51,045,557,973
APPROPRIATION	78,771,833,602	85,142,189,528	85,142,189,528	62,403,011,321	60,584,383,248
Total Expenditure	72,710,768,495	73,881,705,498	73,881,705,498	55,446,450,122	51,045,557,973
Arrears Clearance (net change)	730,000,000	730,000,000	730,000,000	680,000,000	409,782,488
Amortisation	5,331,065,107	10,530,484,030	10,530,484,030	6,276,561,199	9,129,042,787
Memorandum items:					
Compensation of Employees	6.6	6.6	5.6	4.9	4.8
Wage and Salaries	5.6	5.7	5.0	4.2	4.2
Wage and Salaries (% of Tax Revenue)	42.9	43.3	46.7	44.8	50.1
Goods and Services	1.8	2.0	1.7	1.7	1.4
Interest Payments	5.4	5.7	4.9	4.2	4.3
Interest Payments (% of non-oil Tax Revenue)	43.5	45.5	49.2	47.0	54.3
Subsidies	0.1	0.1	0.0	0.0	0.0
Recurrent Expenditure	16.4	16.8	14.3	12.6	12.0
Capital Expenditure	2.5	2.2	1.5	1.8	1.3
Total Capital Expenditure (including those under G	4.1	3.9	2.8	2.9	2.3
Total Expenditure	21.1	21.4	17.6	16.0	14.8
Total Capital Exp (incl those under Grants to other	12,961,515,986	12,318,032,451	10,142,234,997	9,379,942,197	7,247,924,810
Annual Budget Funding Amount (ABFA)	2,410,162,367	2,496,427,506	2,496,427,506	1,849,975,434	2,123,656,301
Benchmark Oil Revenue	3,443,089,096	3,566,325,009	3,566,325,009	2,642,822,048	3,033,794,716
Nominal GDP	344,455,336,099	345,946,254,952	398,048,221,571	345,946,298,094	345,946,298,094
Non-Oil Nominal GDP	327,278,526,883	332,228,559,791	382,205,332,378	332,228,602,933	332,228,602,933

APPENDIX 3A: SUMMARY OF CENTRAL GOVERNMENT FISCAL OPERATIONS - 2020-2023

<i>In GH¢ unless otherwise stated</i>	2020 Budget	2021 Indicative	2022 Indicative	2023 Indicative
I. REVENUES				
Total Revenue & Grants	67,071,159,908	72,987,680,632	83,103,348,922	94,271,730,747
(per cent of GDP)	16.9	16.1	16.2	15.9
Domestic Revenue	65,831,114,820	72,140,910,392	82,536,406,095	93,844,065,259
Tax Revenue	49,247,704,677	57,794,960,179	66,331,878,856	76,306,257,878
Taxes on Income and Property	26,603,389,006	31,697,507,179	36,580,832,734	41,535,982,734
Company Taxes	11,169,949,780	14,175,670,000	16,565,690,000	19,148,280,000
Company Taxes on Oil	2,812,090,497	2,744,271,617	2,677,760,103	2,677,760,103
Other Direct Taxes	12,621,348,729	14,777,565,562	17,337,382,631	19,709,942,631
Taxes on Domestic Goods and Service	19,102,341,082	22,355,100,000	25,301,310,000	29,238,500,000
Excises	4,488,873,266	4,867,720,000	5,418,080,000	6,021,780,000
VAT	10,158,295,416	12,143,000,000	13,662,110,000	15,995,830,000
National Health Insurance Levy (NHIL)	2,009,316,200	2,436,510,000	2,849,710,000	3,321,070,000
GETFund Levy	2,009,316,200	2,436,510,000	2,849,710,000	3,321,070,000
Communication Service Tax	436,540,000	471,360,000	521,700,000	578,750,000
International Trade Taxes	5,810,164,200	7,118,940,000	8,027,370,000	9,348,990,000
Import Duties	5,810,164,200	7,118,940,000	8,027,370,000	9,348,990,000
Export Duties	0	0	0	0
Tax Refunds	-2,268,189,611	-3,376,587,000	-3,577,633,878	-3,817,214,856
Social Contributions	572,938,602	618,773,691	693,026,533	762,329,187
SSNIT Contribution to NHIL	572,938,602	618,773,691	693,026,533	762,329,187
Non-Tax Revenue	13,134,343,440	10,567,566,596	12,060,998,868	12,993,817,278
Other Revenue	2,876,128,101	3,159,609,926	3,450,501,837	3,781,660,916
Grants	1,240,045,088	846,770,240	566,942,828	427,665,488
Project Grants	1,139,097,622	846,770,240	566,942,828	427,665,488
Programme Grants	100,947,466	0	0	0
II. EXPENDITURE				
Total Expenditure	84,508,862,873	93,057,603,688	101,056,871,708	112,122,860,420
(percent of GDP)	21.2	20.6	19.7	18.9
Compensation of Employees	26,565,153,899	28,562,593,554	32,572,247,069	35,829,471,776
Wages & Salaries	22,917,544,093	24,750,947,621	27,721,061,335	30,493,167,469
(percent of GDP)	5.8	5.5	5.4	5.1
Social Contributions	3,647,609,805	3,811,645,934	4,851,185,734	5,336,304,307
Use of Goods and Services	8,330,827,244	7,968,299,472	9,524,495,409	11,524,639,445
Interest Payments	21,691,482,220	22,722,276,327	21,208,926,563	22,489,327,123
Domestic	16,557,622,240	17,396,323,296	16,182,967,226	17,738,486,614
External	5,133,859,980	5,325,953,030	5,025,959,337	4,750,840,509
Subsidies	229,332,274	229,332,274	229,332,274	247,678,856
Grants to Other Government Units	15,635,154,175	17,924,942,104	20,325,410,412	23,128,484,198
Social Benefits	150,076,365	165,084,002	181,592,402	199,751,642
Other Expenditure	2,646,795,827	2,930,277,653	3,221,169,563	3,533,982,060
Capital Expenditure	9,260,040,870	12,554,798,303	13,793,698,017	15,169,525,321
Domestic Financed	3,775,538,534	4,002,051,944	5,402,462,333	11,164,678,433
Foreign Financed	5,484,502,336	8,552,746,358	8,391,235,684	4,004,846,888
Overall Balance (Commitment)	-17,437,702,965	-20,069,923,056	-17,953,522,786	-17,851,129,674
(percent of GDP)	-4.4	-4.4	-3.5	-3.0
Arrears clearance (net change)	-1,443,227,466	-500,000,000	0	0
Unpaid commitments	0	0	0	0
Outstanding payments	0	0	0	0
o/w Statutory Funds	0	0	0	0
Clearance of outstanding commitments	-1,443,227,466	-500,000,000	0	0
o/w other outstanding payments/deferred payments	-1,443,227,466	-500,000,000	0	0
Overall Balance (Cash)	-18,880,930,431	-20,569,923,056	-17,953,522,786	-17,851,129,674
(percent of GDP)	-4.7	-4.5	-3.5	-3.0
Discrepancy	0	0	0	0
Overall balance (incl. Divestiture and Discr	-18,880,930,431	-20,569,923,056	-17,953,522,786	-17,851,129,674

APPENDIX 3A: SUMMARY OF CENTRAL GOVERNMENT FISCAL OPERATIONS - 2020-2023

<i>In GH¢ unless otherwise stated</i>	2020 Budget	2021 Indicative	2022 Indicative	2023 Indicative
Financing	18,880,930,431	20,569,923,056	17,953,522,786	17,851,129,674
Foreign (net)	10,619,255,967	5,070,354,919	7,012,147,550	6,365,024,756
Borrowing	22,703,857,986	14,961,800,622	13,771,689,990	15,471,975,668
Project Loans	4,345,404,715	7,705,976,118	7,824,292,856	3,577,181,400
Programme Loans	1,202,500,000	1,308,427,369	0	0
Sovereign Bond	17,155,953,271	5,947,397,134	5,947,397,134	11,894,794,268
Amortisation (due)	-12,084,602,019	-9,891,445,702	-6,759,542,440	-9,106,950,912
Domestic (net)	15,849,013,547	16,051,592,439	11,557,793,847	13,500,221,296
Banking	10,395,403,851	8,889,239,435	5,417,220,691	12,345,527,527
Bank of Ghana	0	0	0	0
Comm. Banks	10,395,403,851	8,889,239,435	5,417,220,691	12,345,527,527
Non-banks	4,152,754,901	5,874,296,297	4,702,263,063	1,154,693,769
Other Domestic	1,300,854,795	1,288,056,707	1,438,310,093	0
Other Financing	-10,324,000	1,288,056,707	1,438,310,093	0
Other Programme Financing	0	1,288,056,707	1,438,310,093	0
Other Domestic Financing	-10,324,000	0	0	0
Divestiture Receipts	0	0	0	0
Ghana Petroleum Funds	-557,509,198	-552,024,303	-616,418,611	-604,234,913
Transfer to Ghana Petroleum Funds	-1,858,363,993	-1,840,081,009	-2,054,728,705	-2,014,116,378
o/w Stabilisation Fund	-1,300,854,795	-1,288,056,707	-1,438,310,093	-1,409,881,464
o/w Heritage Fund	-557,509,198	-552,024,303	-616,418,611	-604,234,913
Transfer from Stabilisation Fund	1,300,854,795	1,288,056,707	1,438,310,093	1,409,881,464
Sinking Fund	-7,019,505,885	-1,288,056,707	-1,438,310,093	-1,409,881,464
Contingency Fund	0	0	0	0
Memorandum items				
Domestic Revenue	65,831,114,820	72,140,910,392	82,536,406,095	93,844,065,259
(percent of GDP)	16.5	15.9	16.1	15.8
Domestic expenditure	57,332,878,317	61,782,581,003	71,456,709,461	85,628,686,410
(percent of GDP)	14.4	13.7	13.9	14.5
Domestic Primary Balance	8,498,236,503	10,358,329,389	11,079,696,633	8,215,378,849
(percent of GDP)	2.1	2.3	2.2	1.4
Primary Balance	2,810,551,789	2,152,353,271	3,255,403,777	4,638,197,449
(percent of GDP)	0.7	0.5	0.6	0.8
Non-oil Primary Balance	-6,121,621,357	-5,865,462,712	-5,747,043,705	-4,407,538,953
(percent of GDP)	-1.6	-1.3	-1.2	-0.8
Overall Balance (cash, discrepancy)	-18,880,930,431	-20,569,923,056	-17,953,522,786	-17,851,129,674
(percent of GDP)	-4.7	-4.5	-3.5	-3.0
Oil Revenue	8,932,173,146	8,017,815,983	9,002,447,482	9,045,736,402
(percent of GDP)	2.2	1.8	1.8	1.5
Non-Oil Revenue and Grants	58,138,986,763	64,969,864,649	74,100,901,440	85,225,994,344
(percent of GDP)	14.6	14.4	14.4	14.4
Benchmark Oil Revenue	6,194,546,642	6,133,603,364	6,849,095,683	6,713,721,259
(percent of GDP)	1.6	1.4	1.3	1.1
Annual Budget Funding Amount (ABFA)	4,336,182,649	4,293,522,355	4,794,366,978	4,699,604,881
(percent of GDP)	1.1	0.9	0.9	0.8
Nominal GDP	398,048,221,571	452,597,743,057	514,207,817,597	592,384,568,551
Non-Oil Nominal GDP	382,205,332,378	436,517,241,419	498,076,530,520	571,462,260,982

APPENDIX 3B: ECONOMIC CLASSIFICATION OF CENTRAL GOV'T REVENUE - 2020-2023

<i>In GH¢ unless otherwise stated</i>	2020 Budget	2021 Indicative	2022 Indicative	2023 Indicative
TAX REVENUE	49,247,704,677	57,794,960,179	66,331,878,856	76,306,257,878
TAXES ON INCOME & PROPERTY	26,603,389,006	31,697,507,179	36,580,832,734	41,535,982,734
Personal	8,312,379,196	9,873,710,000	11,642,100,000	13,434,980,000
Self Employed	481,385,401	592,690,000	684,920,000	793,000,000
Companies	11,169,949,780	14,175,670,000	16,565,690,000	19,148,280,000
Company Taxes on Oil	2,812,090,497	2,744,271,617	2,677,760,103	2,677,760,103
Others	3,827,584,132	4,311,165,562	5,010,362,631	5,481,962,631
Other Direct Taxes	2,851,243,568	3,095,965,562	3,630,212,631	3,918,442,631
o/w Royalties from Oil	1,449,853,568	1,450,825,562	1,707,322,631	1,707,322,631
o/w Mineral Royalties	1,052,210,000	1,223,080,000	1,435,290,000	1,661,200,000
National Fiscal Stabilisation Levy	420,110,000	500,430,000	580,540,000	650,530,000
Airport Tax	556,230,564	714,770,000	799,610,000	912,990,000
TAXES ON DOMESTIC GOODS AND SERVICES	19,102,341,082	22,355,100,000	25,301,310,000	29,238,500,000
Excises	4,488,873,266	4,867,720,000	5,418,080,000	6,021,780,000
Excise Duty	425,423,266	473,270,000	540,230,000	607,370,000
Petroleum Tax	4,063,450,000	4,394,450,000	4,877,850,000	5,414,410,000
o/w Energy Fund levy	41,488,113	40,710,210	43,967,027	47,484,389
o/w Road Fund levy	1,659,524,523	1,835,056,850	1,981,861,398	2,140,410,310
VAT	10,158,295,416	12,143,000,000	13,662,110,000	15,995,830,000
Domestic	6,022,089,316	7,778,870,000	8,736,580,000	10,281,210,000
External	4,136,206,100	4,364,130,000	4,925,530,000	5,714,620,000
National Health Insurance Levy (NHIL)	2,009,316,200	2,436,510,000	2,849,710,000	3,321,070,000
Customs Collection	806,913,900	960,900,000	1,114,830,000	1,298,380,000
Domestic Collection	1,202,402,300	1,475,610,000	1,734,880,000	2,022,690,000
GETFund Levy	2,009,316,200	2,436,510,000	2,849,710,000	3,321,070,000
Customs Collection	806,913,900	960,900,000	1,114,830,000	1,298,380,000
Domestic Collection	1,202,402,300	1,475,610,000	1,734,880,000	2,022,690,000
Communication Service Tax	436,540,000	471,360,000	521,700,000	578,750,000
TAXES ON INTERNATIONAL TRADE	5,810,164,200	7,118,940,000	8,027,370,000	9,348,990,000
Imports	5,810,164,200	7,118,940,000	8,027,370,000	9,348,990,000
Import Duty	5,810,164,200	7,118,940,000	8,027,370,000	9,348,990,000
Exports	0	0	0	0
Tax Refunds	-2,268,189,611	-3,376,587,000	-3,577,633,878	-3,817,214,856
SOCIAL CONTRIBUTIONS	572,938,602	618,773,691	693,026,533	762,329,187
SSNIT Contribution to NHIL	572,938,602	618,773,691	693,026,533	762,329,187
NON-TAX REVENUE	13,134,343,440	10,567,566,596	12,060,998,868	12,993,817,278
Retention	4,990,171,580	5,370,358,872	5,815,964,620	6,451,097,330
Lodgement	8,144,171,860	5,197,207,724	6,245,034,248	6,542,719,948
Fees & Charges	1,087,864,465	1,100,116,551	1,174,460,599	1,417,853,574
Dividend/Interest & Profits (Others)	290,940,539	100,034,593	110,038,052	121,041,857
Dividend/Interest & Profits from Oil	4,661,185,033	3,814,862,702	4,606,953,656	4,650,242,576
Surface Rentals from Oil/PHF Interest	9,044,048	7,856,102	10,411,092	10,411,092
Licences	548,800,000	0	0	0
Other Income	1,372,000,000	0	0	0
Yield from Capping Policy	174,337,776	174,337,776	343,170,849	343,170,849
OTHER REVENUE	2,876,128,101	3,159,609,926	3,450,501,837	3,781,660,916
ESLA Proceeds	2,876,128,101	3,159,609,926	3,450,501,837	3,781,660,916
Energy Debt Recovery Levy	1,874,490,000	2,090,690,000	2,309,560,000	2,563,610,000
Public Lighting Levy	260,044,047	273,046,250	286,698,562	301,033,490
National Electrification Scheme Levy	168,263,369	176,676,538	185,510,365	194,785,883
Price Stabilisation & Recovery Levy	573,330,684	619,197,139	668,732,910	722,231,543
DOMESTIC REVENUE	65,831,114,820	72,140,910,392	82,536,406,095	93,844,065,259
GRANTS	1,240,045,088	846,770,240	566,942,828	427,665,488
Project Grants	1,139,097,622	846,770,240	566,942,828	427,665,488
Programme Grants	100,947,466	0	0	0
TOTAL REVENUE & GRANTS	67,071,159,908	72,987,680,632	83,103,348,922	94,271,730,747
Memorandum items				
Taxes on Income and Property (% of GDP)	6.7	7.0	7.1	7.0
Non-oil Taxes on Income and Property (% of non oil GDP)	5.8	6.3	6.5	6.5
Taxes on Goods and Services (% of GDP)	4.8	4.9	4.9	4.9
Taxes on International Trade (% of GDP)	1.5	1.6	1.6	1.6
Tax Revenue (% of GDP)	12.4	12.8	12.9	12.9
Non-Oil Tax Revenue (% of non-oil GDP)	11.8	12.3	12.4	12.6
Non-Oil Tax Revenue (% GDP)	11.3	11.8	12.0	12.1
Non-Tax Revenue (% of GDP)	3.3	2.3	2.3	2.2
Domestic Revenue (% of GDP)	16.5	15.9	16.1	15.8
Non-Oil Domestic Revenue	14.9	14.7	14.8	14.8
Grants (% of GDP)	0.3	0.2	0.1	0.1
Total Revenue and Grants	16.9	16.1	16.2	15.9
Non-Oil Tax Revenue (Gross)	47,253,950,222	56,976,450,000	65,524,430,000	75,738,390,000
Non-Oil Tax Revenue (Net)	44,985,760,611	53,599,863,000	61,946,796,122	71,921,175,144
Non-oil Taxes on Income and Property	22,341,444,940	27,502,410,000	32,195,750,000	37,150,900,000
Import Exemptions	3,069,440,000	3,621,920,000	4,165,200,000	4,478,397,000
Benchmark Oil Revenue	6,194,546,642	6,133,603,364	6,849,095,683	6,713,721,259
Nominal GDP	398,048,221,571	452,597,743,057	514,207,817,597	592,384,568,551
Non-Oil Nominal GDP	382,205,332,378	436,517,241,419	498,076,530,520	571,462,260,982

APPENDIX 3C: ECONOMIC CLASSIFICATION OF CENTRAL GOV'T EXPENDITURE - 2020-2023

<i>In GH¢ unless otherwise stated</i>	2020 Budget	2021 Indicative	2022 Indicative	2023 Indicative
II EXPENDITURE				
Compensation of Employees	26,565,153,899	28,562,593,554	32,572,247,069	35,829,471,776
Wages & Salaries	22,917,544,093	24,750,947,621	27,721,061,335	30,493,167,469
Social Contributions	3,647,609,805	3,811,645,934	4,851,185,734	5,336,304,307
Pensions	1,103,762,411	1,584,060,648	1,774,147,925	1,951,562,718
Gratuities	458,350,882	495,018,952	554,421,227	609,863,349
Social Security	2,085,496,512	1,732,566,333	2,522,616,581	2,774,878,240
Use of Goods and Services	8,330,827,244	7,968,299,472	9,524,495,409	11,524,639,445
o/w ABFA	1,300,854,795	1,288,056,707	1,438,310,093	1,409,881,464
Interest Payments	21,691,482,220	22,722,276,327	21,208,926,563	22,489,327,123
Domestic	16,557,622,240	17,396,323,296	16,182,967,226	17,738,486,614
External (Due)	5,133,859,980	5,325,953,030	5,025,959,337	4,750,840,509
Subsidies	229,332,274	229,332,274	229,332,274	247,678,856
Subsidies on Petroleum products	229,332,274	229,332,274	229,332,274	247,678,856
Grants to Other Government Units	15,635,154,175	17,924,942,104	20,325,410,412	23,128,484,198
National Health Fund (NHF)	2,191,615,926	2,665,115,607	3,104,296,899	3,595,428,187
Education Trust Fund	1,228,038,448	1,656,173,833	1,972,830,731	2,345,128,001
Road Fund	1,014,255,457	1,247,346,876	1,372,026,302	1,511,421,365
Petroleum Related Funds	25,356,386	27,672,033	30,438,010	33,530,449
Dist. Ass. Common Fund	2,312,706,550	2,580,832,860	2,983,052,208	3,431,014,080
Retention of Internally-generated funds (IGFs)	4,990,171,580	5,370,358,872	5,815,964,620	6,451,097,330
Transfer to the National Oil Company from Oil	1,673,161,548	1,280,759,626	1,490,747,692	1,646,720,488
Other Earmarked Funds	2,199,848,279	3,096,682,397	3,556,053,949	4,114,144,298
Youth Employment Agency	213,440,932	256,318,783	288,934,886	326,941,096
Student's Loan Trust	2,668,012	3,203,985	3,611,686	4,086,764
Export Development Levy	271,015,031	344,721,754	403,304,149	474,353,787
Ghana Airport Authority	556,230,564	714,770,000	799,610,000	912,990,000
Mineral Development Fund	128,616,326	166,273,325	198,727,886	234,606,716
GRA Retention	1,024,821,553	1,607,995,890	1,858,403,884	2,157,635,254
Plastic Waste Recycling Fund	3,055,862	3,398,660	3,461,459	3,530,681
Social Benefits	150,076,365	165,084,002	181,592,402	199,751,642
Lifeline Consumers of Electricity	150,076,365	165,084,002	181,592,402	199,751,642
Other Expenditure	2,646,795,827	2,930,277,653	3,221,169,563	3,533,982,060
ESLA Transfers	2,646,795,827	2,930,277,653	3,221,169,563	3,533,982,060
Capital Expenditure	9,260,040,870	12,554,798,303	13,793,698,017	15,169,525,321
Domestic financed	3,775,538,534	4,002,051,944	5,402,462,333	11,164,678,433
o/w ABFA	3,035,327,854	3,005,465,649	3,356,056,885	3,289,723,417
Foreign financed	5,484,502,336	8,552,746,358	8,391,235,684	4,004,846,888
TOTAL EXPENDITURE	84,508,862,873	93,057,603,688	101,056,871,708	112,122,860,420
APPROPRIATION	98,036,692,358	103,449,049,390	107,816,414,148	121,229,811,332
Total Expenditure	84,508,862,873	93,057,603,688	101,056,871,708	112,122,860,420
Arrears Clearance (net change)	1,443,227,466	500,000,000	0	0
Amortisation	12,084,602,019	9,891,445,702	6,759,542,440	9,106,950,912
Memorandum items:				
Compensation of Employees	6.7	6.3	6.3	6.0
Wage and Salaries	5.8	5.5	5.4	5.1
Wage and Salaries (% of Tax Revenue)	46.5	42.8	41.8	40.0
Goods and Services	2.1	1.8	1.9	1.9
Interest Payments	5.4	5.0	4.1	3.8
Subsidies	0.1	0.1	0.0	0.0
Recurrent Expenditure	16.8	15.6	14.8	14.2
Capital Expenditure	2.3	2.8	2.7	2.6
Total Capital Expenditure (including those under G	3.9	4.3	4.2	4.1
Total Expenditure	21.2	20.6	19.7	18.9
Total Capital Exp (incl those under Grants to Annual Budget Funding Amount (ABFA)	14,262,855,581.4	17,989,026,485.3	20,072,973,971.6	22,343,776,827.3
Benchmark Oil Revenue	4,336,182,649	4,293,522,355	4,794,366,978	4,699,604,881
Nominal GDP	398,048,221,571	452,597,743,057	514,207,817,597	592,384,568,551
Non-Oil Nominal GDP	382,205,332,378	436,517,241,419	498,076,530,520	571,462,260,982

APPENDIX 4A: MDA EXPENDITURE ALLOCATION (GH¢) – 2020

Sn.	Ministries / Departments & Agencies	Compensation of Employees			Goods and Services		
		Wages & Salaries	Social Contributions	Sub-tot			
		GoG	GoG		GoG	ABFA	Sub-tot
	Administration	2,249,594,997	-	2,249,594,997	3,830,596,994	1,300,854,795	5,131,451,789
1	Office of Government Machinery	136,212,551	-	136,212,551	2,728,281,382	1,297,763,595	4,026,044,977
	o/w OGM Hqtrs	-	-	-	356,787,229	-	356,787,229
	o/w Scholarship	-	-	-	200,000,000	-	200,000,000
	o/w Micro Finance and Small Loans Centre (MASLOC)	-	-	-	100,000,000	-	100,000,000
	o/w Nation Builders Corps	-	-	-	840,000,000	-	840,000,000
	o/w National Identification Authority	-	-	-	100,000,000	-	100,000,000
	o/w Office of the Senior Minister	-	-	-	-	-	-
	o/w Free Senior High School Programme	-	-	-	1,131,494,153	1,297,763,595	2,429,257,748
2	Office of the Head of Civil Service	17,777,793	-	17,777,793	6,343,579	-	6,343,579
3	Ministry of Planning	1,895,260	-	1,895,260	2,592,396	-	2,592,396
4	Ministry of Monitoring and Evaluation	950,687	-	950,687	2,537,800	-	2,537,800
5	Ministry of Regional Reorganisation and Development	1,085,134	-	1,085,134	27,175,721	-	27,175,721
	o/w MoRRD Hqtrs	-	-	-	3,175,721	-	3,175,721
	o/w Newly created regions	-	-	-	24,000,000	-	24,000,000
6	Parliament of Ghana	140,484,382	-	140,484,382	155,030,388	-	155,030,388
7	Audit Service	329,906,158	-	329,906,158	45,000,000	-	45,000,000
8	Public Services Commission	4,350,733	-	4,350,733	3,041,454	-	3,041,454
9	District Assemblies Common Fund	-	-	-	-	-	-
10	Electoral Commission	58,257,629	-	58,257,629	712,893,954	-	712,893,954
11	Ministry of Foreign Affairs and Regional Integration	389,211,162	-	389,211,162	16,513,818	-	16,513,818
	o/w MoFARI Hqtrs	-	-	-	16,513,818	-	16,513,818
	o/w Rellocation of Passport office	-	-	-	-	-	-
12	Ministry of Finance	362,273,560	-	362,273,560	50,757,038	3,091,200	53,848,238
	o/w MoF Hqtrs	-	-	-	26,757,038	-	26,757,038
	o/w Ghana Asset Management Company	-	-	-	4,000,000	-	4,000,000
	o/w Venture Capital	-	-	-	20,000,000	-	20,000,000
	o/w Housing and Mortgage Financing	-	-	-	-	-	-
	o/w Public Interest and Accountability Committee	-	-	-	-	3,091,200	3,091,200
13	Ministry of Local Government and Rural Development	715,088,084	-	715,088,084	39,692,057	-	39,692,057
	o/w MLGRD Hqtrs	-	-	-	8,791,073	-	8,791,073
	o/w Local Government Service (incl. RCCs and MMDAs)	-	-	-	30,900,984	-	30,900,984
14	National Media Commission	2,175,410	-	2,175,410	2,000,000	-	2,000,000
15	National Development Planning Commission	5,793,051	-	5,793,051	3,964,474	-	3,964,474
16	Ministry of Information	83,084,667	-	83,084,667	32,526,137	-	32,526,137
	o/w MoI Hqtrs	-	-	-	6,526,137	-	6,526,137
	o/w Implementation of the Right to Information Act	-	-	-	20,000,000	-	20,000,000
17	Ministry of Parliamentary Affairs	1,048,736	-	1,048,736	2,246,796	-	2,246,796
	Economic	631,381,006	-	631,381,006	752,303,995	-	752,303,995
18	Ministry of Food and Agriculture	86,319,789	-	86,319,789	264,627,148	-	264,627,148
	o/w MoFA Hqtrs and Agencies	-	-	-	6,185,148	-	6,185,148
	o/w Planting for Food and Jobs	-	-	-	250,000,000	-	250,000,000
	o/w Construction of Dam to hold spillage from Bagre Dam	-	-	-	8,442,000	-	8,442,000
19	Ministry of Fisheries and Aquaculture Development	9,664,884	-	9,664,884	2,271,863	-	2,271,863
20	Ministry of lands and Natural Resources	195,844,727	-	195,844,727	289,211,840	-	289,211,840
	o/w MLNR Hqtrs	195,844,727	-	195,844,727	5,500,000	-	5,500,000
	o/w National afforestation programme	-	-	-	240,000,000	-	240,000,000
	o/w Ghana Integrated Aluminium Development Company	-	-	-	25,255,840	-	25,255,840
	o/w Operation Vanguard (Anti-Galamsey Operations)	-	-	-	15,456,000	-	15,456,000
	o/w Boundary Settlement Commission	-	-	-	3,000,000	-	3,000,000
21	Ministry of Trade and Industry	60,872,000	-	60,872,000	121,181,823	-	121,181,823
	o/w MOTI	-	-	-	5,371,823	-	5,371,823
	o/w One District One Factory Programme	-	-	-	75,810,000	-	75,810,000
	o/w Africa Continental Free Trade Area Secretariat	-	-	-	40,000,000	-	40,000,000
22	Ministry of Tourism, Culture and Creative Arts	51,436,576	-	51,436,576	8,721,363	-	8,721,363
23	Ministry of Environment, Science, Tech. and Innovation	222,037,880	-	222,037,880	23,961,967	-	23,961,967
	o/w MESTI Hqtrs	222,037,880	-	222,037,880	3,961,967	-	3,961,967
	o/w Science and Technology Project	-	-	-	20,000,000	-	20,000,000
24	Ministry of Energy	4,233,929	-	4,233,929	2,881,583	-	2,881,583
25	Ministry of Business Development	971,221	-	971,221	39,446,408	-	39,446,408
	o/w MoBD Hqtrs	-	-	-	1,980,600	-	1,980,600
	o/w National Entrepreneurship Innovation Programme	-	-	-	37,465,808	-	37,465,808
	Infrastructure	123,769,489	-	123,769,489	246,162,908	-	246,162,908
26	Ministry of Water Resources and Sanitation	15,396,647	-	15,396,647	6,881,692	-	6,881,692
	o/w MoWRS Hqtrs	-	-	-	2,665,174	-	2,665,174
	o/w Water and Sanitation	-	-	-	4,216,518	-	4,216,518
27	Ministry of Works and Housing	14,393,177	-	14,393,177	2,052,635	-	2,052,635
28	Ministry of Roads and Highways	53,049,096	-	53,049,096	2,629,934	-	2,629,934
	o/w MoRH	-	-	-	2,629,934	-	2,629,934
	o/w Roads Infrastructure	-	-	-	-	-	-
29	Ministry of Communications	23,920,683	-	23,920,683	12,799,968	-	12,799,968
	o/w MoC Hqtrs	-	-	-	2,799,968	-	2,799,968
	o/w Cyber Security	-	-	-	10,000,000	-	10,000,000
30	Ministry of Railways Development	3,759,943	-	3,759,943	8,826,648	-	8,826,648
	o/w MoRD Hqtrs	-	-	-	2,953,950	-	2,953,950
	o/w Railways Development	-	-	-	5,872,698	-	5,872,698
31	Ministry of Aviation	1,777,788	-	1,777,788	3,252,755	-	3,252,755
32	Ministry of Transport	6,608,154	-	6,608,154	2,621,470	-	2,621,470
	o/w MoT Hqtrs	-	-	-	2,621,470	-	2,621,470
	o/w Fish Landing Sites	-	-	-	-	-	-
33	Ministry of Special Development Initiatives	977,562	-	977,562	104,859,806	-	104,859,806
	o/w MSDI Hqtrs	-	-	-	22,859,806	-	22,859,806
	o/w Development Authorities	-	-	-	82,000,000	-	82,000,000
34	Ministry of Inner-City and Zongo Development	3,886,439	-	3,886,439	102,238,000	-	102,238,000
	o/w MoZD Hqtrs	-	-	-	12,238,000	-	12,238,000
	o/w Zongo Development Fund	-	-	-	90,000,000	-	90,000,000

APPENDIX 4A: MDA EXPENDITURE ALLOCATION (GH¢) – 2020

Sn.	Ministries / Departments & Agencies	Compensation of Employees			Goods and Services		
		Wages & Salaries	Social Contributions	Sub-tot	GoG	ABFA	Sub-tot
		GoG	GoG		GoG		
	Social	14,785,196,114	-	14,785,196,114	968,065,972	-	968,065,972
35	Ministry of Education	10,445,711,542	-	10,445,711,542	220,500,000	-	220,500,000
	<i>o/w MoE</i>	10,275,799,461	-	10,275,799,461	20,500,000	-	20,500,000
	<i>o/w Existing Interventions in Education</i>			-	200,000,000	-	200,000,000
	<i>o/w Construction of 10 Regional STEAM Centres</i>			-	-	-	-
	<i>o/w Teacher Trainee Allowances</i>	169,912,081		169,912,081	-	-	-
36	Ministry of Employment and Labour Relations	50,634,872		50,634,872	3,646,236	-	3,646,236
37	Ministry of Youth and Sports	18,018,403		18,018,403	19,691,511	-	19,691,511
38	National Commission for Civic Education	52,641,043		52,641,043	7,016,420	-	7,016,420
39	Ministry of Chieftaincy and Religious Affairs	30,965,808		30,965,808	3,546,347	-	3,546,347
40	Ministry of Health	4,149,294,816	-	4,149,294,816	36,346,443	-	36,346,443
	<i>o/w MoH Hqtrs and Agencies</i>	3,918,094,816		3,918,094,816	21,346,443	-	21,346,443
	<i>o/w Mental Health</i>			-	15,000,000	-	15,000,000
	<i>o/w Health Infrastructure</i>			-	-	-	-
	<i>o/w e-Health Project</i>			-	-	-	-
	<i>o/w Nursing Trainee Allowances</i>	231,200,000		231,200,000	-	-	-
41	Ministry of Gender, Children and Social Protection	34,710,729	-	34,710,729	674,979,793	-	674,979,793
	<i>o/w MGCSoP</i>			-	4,233,312	-	4,233,312
	<i>o/w Livelihood Empowerment Against Poverty</i>			-	200,746,481	-	200,746,481
	<i>o/w School Feeding Programme</i>			-	470,000,000	-	470,000,000
42	National Labour Commission	3,218,901		3,218,901	2,339,222	-	2,339,222
	Public Safety	5,020,618,761	-	5,020,618,761	583,100,730	-	583,100,730
43	Ministry of Justice and Attorney General's Department	89,421,450	-	89,421,450	9,530,388	-	9,530,388
	<i>o/w MoJ Hqtrs</i>			-	7,530,388	-	7,530,388
	<i>o/w Construction of Law House</i>			-	-	-	-
	<i>o/w Offices of the Legal Aid Commission</i>			-	2,000,000	-	2,000,000
44	Ministry of Defence	1,213,488,823	-	1,213,488,823	112,110,144	-	112,110,144
	<i>o/w MoD Hqtrs and Agencies</i>			-	46,310,144	-	46,310,144
	<i>o/w Construction of Forward Operating Base</i>			-	5,000,000	-	5,000,000
	<i>o/w Ammunitions and other Accoutrements</i>			-	-	-	-
	<i>o/w Food Rations and Fuel Lifting</i>			-	60,800,000	-	60,800,000
45	Commission on Human Rights and Administrative Justice	23,193,131		23,193,131	12,204,420	-	12,204,420
46	Judicial Service	251,558,302		251,558,302	53,523,889	-	53,523,889
47	Ministry of the Interior	2,954,446,019	-	2,954,446,019	132,527,469	-	132,527,469
	<i>o/w MoI Hqtrs and Agencies</i>			-	72,127,469	-	72,127,469
	<i>o/w Ammunitions and other Accoutrements</i>			-	-	-	-
	<i>o/w Food Rations and Fuel Lifting</i>			-	60,400,000	-	60,400,000
48	Ministry of National Security	452,278,514	-	452,278,514	171,352,210	-	171,352,210
	<i>o/w MoNS Hqtrs and Agencies</i>			-	61,352,210	-	61,352,210
	<i>o/w Special Operations</i>			-	110,000,000	-	110,000,000
49	Office of the Special Prosecutor	36,232,522		36,232,522	91,852,210	-	91,852,210
	Sub-Total MDA's	22,810,560,367	-	22,810,560,367	6,380,230,599	1,300,854,795	7,681,085,394
50	General Government Services	106,983,726	-	106,983,726	377,910,581	-	377,910,581
	<i>o/w Other General Government Services Exp.</i>	106,983,726		106,983,726	350,910,581	-	350,910,581
	<i>o/w National Population and Housing Census</i>			-	-	-	-
	<i>o/w Ghana Integrated Iron and Steel Development Corp.</i>			-	7,000,000	-	7,000,000
	<i>o/w Minerals Income Investment Fund</i>			-	20,000,000	-	20,000,000
51	Subscription			-	100,000,000	-	100,000,000
52	Contingency Vote			-	171,831,269	-	171,831,269
53	Ghana Infrastructure Investment Fund (GIIF)			-	-	-	-
54	Pensions		1,103,762,411	1,103,762,411	-	-	-
55	Gratuities		458,350,882	458,350,882	-	-	-
56	Social Security		2,085,496,512	2,085,496,512	-	-	-
57	Interest Payments			-	-	-	-
58	Social Benefits (Lifeline Consumers of Electricity)			-	-	-	-
59	Social Benefits (Social Protection Programme)			-	-	-	-
60	Subsidies on Petroleum products			-	-	-	-
61	National Health Fund (NHF)			-	-	-	-
62	Education Trust Fund			-	-	-	-
63	Road Fund			-	-	-	-
64	Petroleum Related Funds			-	-	-	-
65	Dist. Ass. Common Fund			-	-	-	-
66	Transfer to GNPC from Oil Revenue			-	-	-	-
67	Other Earmarked Funds			-	-	-	-
68	Subsidies to Utility Companies			-	-	-	-
69	Arrears Clearance (net change)			-	-	-	-
70	Tax Refunds			-	-	-	-
71	Amortisation			-	-	-	-
72	Other Transfers (ESLA)			-	-	-	-
73	Other Transfers (Reallocation to Priority Programmes)			-	-	-	-
	Sub-Total -Multi Sectoral	106,983,726	3,647,609,805	3,754,593,531	649,741,850	-	649,741,850
	GRAND TOTAL	22,917,544,093	3,647,609,805	26,565,153,898	7,029,972,449	1,300,854,795	8,330,827,244

APPENDIX 4A: MDA EXPENDITURE ALLOCATION – 2020

Sn.	Ministries / Departments & Agencies	Capital Expenditure			Other Government Obligations	MDAs Total GoG & OGO
		GoG	ABFA	Sub-tot		
	Administration	524,252,766	125,000,000	649,252,766	-	8,030,299,552
1	Office of Government Machinery	101,200,000	-	101,200,000	-	4,263,457,528
	o/w OGM Hqtrs	101,200,000	-	101,200,000	-	457,987,229
	o/w Scholarship	-	-	-	-	200,000,000
	o/w Micro Finance and Small Loans Centre (MASLOC)	-	-	-	-	100,000,000
	o/w Nation Builders Corps	-	-	-	-	840,000,000
	o/w National Identification Authority	-	-	-	-	100,000,000
	o/w Office of the Senior Minister	-	-	-	-	-
	o/w Free Senior High School Programme	-	-	-	-	2,429,257,748
2	Office of the Head of Civil Service	1,000,000	-	1,000,000	-	25,121,372
3	Ministry of Planning	1,000,000	-	1,000,000	-	5,487,656
4	Ministry of Monitoring and Evaluation	-	-	-	-	3,488,487
5	Ministry of Regional Reorganisation and Development	-	125,000,000	125,000,000	-	153,260,855
	o/w MoRRD Hqtrs	-	-	-	-	3,175,721
	o/w Newly created regions	-	125,000,000	125,000,000	-	149,000,000
6	Parliament of Ghana	50,000,000	-	50,000,000	-	345,514,770
7	Audit Service	15,000,000	-	15,000,000	-	389,906,158
8	Public Services Commission	1,000,000	-	1,000,000	-	8,392,187
9	District Assemblies Common Fund	-	-	-	-	-
10	Electoral Commission	292,006,046	-	292,006,046	-	1,063,157,629
11	Ministry of Foreign Affairs and Regional Integration	9,246,720	-	9,246,720	-	414,971,700
	o/w MoFARI Hqtrs	-	-	-	-	16,513,818
	o/w Relocation of Passport office	9,246,720	-	9,246,720	-	9,246,720
12	Ministry of Finance	46,000,000	-	46,000,000	-	462,121,798
	o/w MoF Hqtrs	6,000,000	-	6,000,000	-	32,757,038
	o/w Ghana Asset Management Company	-	-	-	-	4,000,000
	o/w Venture Capital	-	-	-	-	20,000,000
	o/w Housing and Mortgage Financing	40,000,000	-	40,000,000	-	40,000,000
	o/w Public Interest and Accountability Committee	-	-	-	-	3,091,200
13	Ministry of Local Government and Rural Development	7,800,000	-	7,800,000	-	762,580,141
	o/w MLGRD Hqtrs	2,400,000	-	2,400,000	-	11,191,073
	o/w Local Government Service (incl. RCCs and MMDAs)	5,400,000	-	5,400,000	-	36,300,984
14	National Media Commission	-	-	-	-	4,175,410
15	National Development Planning Commission	-	-	-	-	9,757,525
16	Ministry of Information	-	-	-	-	115,610,804
	o/w Mol Hqtrs	-	-	-	-	6,526,137
	o/w Implementation of the Right to Information Act	-	-	-	-	20,000,000
17	Ministry of Parliamentary Affairs	-	-	-	-	3,295,532
	Economic	42,063,960	363,978,000	406,041,960	-	1,789,726,961
18	Ministry of Food and Agriculture	-	225,978,000	225,978,000	-	576,924,937
	o/w MoFA Hqtrs and Agencies	-	-	-	-	6,185,148
	o/w Planting for Food and Jobs	-	150,000,000	150,000,000	-	400,000,000
	o/w Construction of Dam to hold spillage from Bagre Dam	-	75,978,000	75,978,000	-	84,420,000
19	Ministry of Fisheries and Aquaculture Development	-	-	-	-	11,936,747
20	Ministry of lands and Natural Resources	7,063,960	-	7,063,960	-	492,120,527
	o/w MLNR Hqtrs	-	-	-	-	201,344,727
	o/w National afforestation programme	-	-	-	-	240,000,000
	o/w Ghana Integrated Aluminium Development Company	7,063,960	-	7,063,960	-	32,319,800
	o/w Operation Vanguard (Anti-Galamsey Operations)	-	-	-	-	15,456,000
	o/w Boundary Settlement Commission	-	-	-	-	3,000,000
21	Ministry of Trade and Industry	-	78,000,000	78,000,000	-	260,053,823
	o/w MOTI	-	-	-	-	5,371,823
	o/w One District One Factory Programme	-	78,000,000	78,000,000	-	153,810,000
	o/w Africa Continental Free Trade Area Secretariat	-	-	-	-	40,000,000
22	Ministry of Tourism, Culture and Creative Arts	-	-	-	-	60,157,939
23	Ministry of Environment, Science, Tech. and Innovation	35,000,000	-	35,000,000	-	280,999,847
	o/w MESTI Hqtrs	-	-	-	-	225,999,847
	o/w Science and Technology Project	35,000,000	-	35,000,000	-	55,000,000
24	Ministry of Energy	-	60,000,000	60,000,000	-	67,115,512
25	Ministry of Business Development	-	-	-	-	40,417,629
	o/w MoBD Hqtrs	-	-	-	-	1,980,600
	o/w National Entrepreneurship Innovation Programme	-	-	-	-	37,465,808
	Infrastructure	1,000,000	2,429,152,925	2,430,152,925	-	2,800,085,322
26	Ministry of Water Resources and Sanitation	-	38,948,657	38,948,657	-	61,226,996
	o/w MoWRS Hqtrs	-	-	-	-	2,665,174
	o/w Water and Sanitation	-	38,948,657	38,948,657	-	43,165,175
27	Ministry of Works and Housing	-	120,000,000	120,000,000	-	136,445,812
28	Ministry of Roads and Highways	-	1,201,000,000	1,201,000,000	-	1,256,679,030
	o/w MoRH	-	-	-	-	2,629,934
	o/w Roads Infrastructure	-	1,201,000,000	1,201,000,000	-	1,201,000,000
29	Ministry of Communications	-	-	-	-	36,720,651
	o/w MoC Hqtrs	-	-	-	-	2,799,968
	o/w Cyber Security	-	-	-	-	10,000,000
30	Ministry of Railways Development	-	112,581,252	112,581,252	-	125,167,843
	o/w MoRD Hqtrs	-	-	-	-	2,953,950
	o/w Railways Development	-	112,581,252	112,581,252	-	118,453,950
31	Ministry of Aviation	1,000,000	-	1,000,000	-	6,030,543
32	Ministry of Transport	-	12,373,275	12,373,275	-	21,602,899
	o/w MoT Hqtrs	-	-	-	-	2,621,470
	o/w Fish Landing Sites	-	12,373,275	12,373,275	-	12,373,275
33	Ministry of Special Development Initiatives	-	944,249,741	944,249,741	-	1,050,087,109
	o/w MSDI Hqtrs	-	188,849,948	188,849,948	-	211,709,754
	o/w Development Authorities	-	755,399,793	755,399,793	-	837,399,793
34	Ministry of Inner-City and Zongo Development	-	-	-	-	106,124,439
	o/w MoZD Hqtrs	-	-	-	-	12,238,000
	o/w Zongo Development Fund	-	-	-	-	90,000,000

APPENDIX 4A: MDA EXPENDITURE ALLOCATION (GH¢) – 2020

Sn.	Ministries / Departments & Agencies	Capital Expenditure			Other Government Obligations	MDAs Total GoG & OGO
		GoG	ABFA	Sub-tot		
	Social	10,000,000	74,196,929	84,196,929	-	15,837,459,015
35	Ministry of Education	-	16,800,000	16,800,000	-	10,683,011,542
	o/w MoE	-	-	-	-	10,296,299,461
	o/w Existing Interventions in Education	-	-	-	-	200,000,000
	o/w Construction of 10 Regional STEAM Centres	-	16,800,000	16,800,000	-	16,800,000
	o/w Teacher Trainee Allowances	-	-	-	-	169,912,081
36	Ministry of Employment and Labour Relations	-	-	-	-	54,281,108
37	Ministry of Youth and Sports	2,000,000	-	2,000,000	-	39,709,914
38	National Commission for Civic Education	1,000,000	-	1,000,000	-	60,657,463
39	Ministry of Chieftaincy and Religious Affairs	-	-	-	-	34,512,155
40	Ministry of Health	-	57,396,929	57,396,929	-	4,243,038,188
	o/w MoH Hqtrs and Agencies	-	-	-	-	3,939,441,259
	o/w Mental Health	-	-	-	-	15,000,000
	o/w Health Infrastructure	-	44,396,929	44,396,929	-	44,396,929
	o/w e-Health Project	-	13,000,000	13,000,000	-	13,000,000
		-	-	-	-	231,200,000
41	Ministry of Gender, Children and Social Protection	6,000,000	-	6,000,000	-	715,690,522
	o/w MGCSoP	6,000,000	-	6,000,000	-	10,233,312
	o/w Livelihood Empowerment Against Poverty	-	-	-	-	200,746,481
	o/w School Feeding Programme	-	-	-	-	470,000,000
42	National labour Commission	1,000,000	-	1,000,000	-	6,558,123
	Public Safety	162,893,954	43,000,000	205,893,954	-	5,809,613,445
43	Ministry of Justice and Attorney General's Department	9,000,000	-	9,000,000	-	107,951,838
	o/w MoJ Hqtrs	2,000,000	-	2,000,000	-	9,530,388
	o/w Construction of Law House	6,000,000	-	6,000,000	-	6,000,000
	o/w Offices of the Legal Aid Commission	1,000,000	-	1,000,000	-	3,000,000
44	Ministry of Defence	25,200,000	43,000,000	68,200,000	-	1,393,798,967
	o/w MoD Hqtrs and Agencies	-	-	-	-	46,310,144
	o/w Construction of Forward Operating Base	-	43,000,000	43,000,000	-	48,000,000
	o/w Ammunitions and other Accoutrements	25,200,000	-	25,200,000	-	25,200,000
	o/w Food Rations and Fuel Lifting	-	-	-	-	60,800,000
45	Commission on Human Rights and Administrative Justice	5,500,000	-	5,500,000	-	40,897,551
46	Judicial Service	27,993,954	-	27,993,954	-	333,076,145
47	Ministry of the Interior	25,200,000	-	25,200,000	-	3,112,173,488
	o/w MoI Hqtrs and Agencies	-	-	-	-	72,127,469
	o/w Ammunitions and other Accoutrements	25,200,000	-	25,200,000	-	25,200,000
	o/w Food Rations and Fuel Lifting	-	-	-	-	60,400,000
48	Ministry of National Security	10,000,000	-	10,000,000	-	633,630,724
	o/w MoNS Hqtrs and Agencies	-	-	-	-	61,352,210
	o/w Special Operations	10,000,000	-	10,000,000	-	120,000,000
49	Office of the Special Prosecutor	60,000,000	-	60,000,000	-	188,084,732
	Sub-Total MDA's	740,210,680	3,035,327,854	3,775,538,534	-	34,267,184,295
50	General Government Services	-	-	-	-	484,894,307
	o/w Other General Government Services Exp.	-	-	-	-	457,894,307
	o/w National Population and Housing Census	-	-	-	-	-
	o/w Ghana Integrated Iron and Steel Development Corp.	-	-	-	-	7,000,000
	o/w Minerals Income Investment Fund	-	-	-	-	20,000,000
51	Subscription	-	-	-	-	100,000,000
52	Contingency Vote	-	-	-	-	171,831,269
53	Ghana Infrastructure Investment Fund (GIIF)	-	-	-	-	-
54	Pensions	-	-	-	-	1,103,762,411
55	Gratuities	-	-	-	-	458,350,882
56	Social Security	-	-	-	-	2,085,496,512
57	Interest Payments	-	-	-	21,691,482,220	21,691,482,220
58	Social Benefits (Lifeline Consumers of Electricity)	-	-	-	150,076,365	150,076,365
59	Social Benefits (Social Protection Programme)	-	-	-	-	-
60	Subsidies on Petroleum products	-	-	-	229,332,274	229,332,274
61	National Health Fund (NHF)	-	-	-	2,191,615,926	2,191,615,926
62	Education Trust Fund	-	-	-	1,228,038,448	1,228,038,448
63	Road Fund	-	-	-	1,014,255,457	1,014,255,457
64	Petroleum Related Funds	-	-	-	25,356,386	25,356,386
65	Dist. Ass. Common Fund	-	-	-	2,312,706,550	2,312,706,550
66	Transfer to GNPC from Oil Revenue	-	-	-	1,673,161,548	1,673,161,548
67	Other Earmarked Funds	-	-	-	2,199,848,279	2,199,848,279
68	Subsidies to Utility Companies	-	-	-	-	-
69	Arrears Clearance (net change)	-	-	-	1,443,227,466	1,443,227,466
70	Tax Refunds	-	-	-	-	-
71	Amortisation	-	-	-	12,084,602,019	12,084,602,019
72	Other Transfers (ESLA)	-	-	-	2,646,795,827	2,646,795,827
73	Other Transfers (Reallocation to Priority Programmes)	-	-	-	-	-
	Sub-Total -Multi Sectoral	-	-	-	48,890,498,765	53,294,834,147
	GRAND TOTAL	740,210,680	3,035,327,854	3,775,538,534	48,890,498,765	87,562,018,442

APPENDIX 4A: MDA EXPENDITURE ALLOCATION (GH¢) – 2020

Sn.	Ministries / Departments & Agencies	Retained IGF				Dev't Partner Funds			MDAs Total (DP & IGF)	Grand Total
		Wag. & Sal.	Goods & Serv.	CAPEX	Sub Tot.	Goods & Serv.	CAPEX	Sub Tot.		
	Administration	18,489,447	153,194,077	58,851,716	230,535,240	217,465,898	507,626,091	725,091,989	955,627,229	8,985,926,781
1	Office of Government Machinery	-	34,070,824	-	34,070,824	5,890,261	-	5,890,261	39,961,085	4,303,418,613
	o/w OGM Hqtrs	-	-	-	-	-	-	-	-	457,987,229
	o/w Scholarship	-	-	-	-	-	-	-	-	200,000,000
	o/w Micro Finance and Small Loans Centre (MASLOC)	-	-	-	-	-	-	-	-	100,000,000
	o/w Nation Builders Corps	-	-	-	-	-	-	-	-	840,000,000
	o/w National Identification Authority	-	-	-	-	-	-	-	-	100,000,000
	o/w Office of the Senior Minister	-	-	-	-	5,890,261	-	5,890,261	5,890,261	5,890,261
	o/w Free Senior High School Programme	-	-	-	-	-	-	-	-	2,429,257,748
2	Office of the Head of Civil Service	-	2,793,645	-	2,793,645	1,075,116	5,718,700	6,793,816	9,587,460	34,708,832
3	Ministry of Planning	-	-	-	-	-	4,163,180	4,163,180	4,163,180	9,650,836
4	Ministry of Monitoring and Evaluation	-	-	-	-	-	5,718,700	5,718,700	5,718,700	9,207,187
5	Ministry of Regional Reorganisation and Development	-	-	-	-	-	-	-	-	153,260,855
	o/w MoRRD Hqtrs	-	-	-	-	-	-	-	-	3,175,721
	o/w Newly created regions	-	-	-	-	-	-	-	-	149,000,000
6	Parliament of Ghana	-	-	-	-	-	-	-	-	345,514,770
7	Audit Service	-	-	-	-	-	5,718,700	5,718,700	5,718,700	395,624,858
8	Public Services Commission	-	-	-	-	-	2,859,350	2,859,350	2,859,350	11,251,537
9	District Assemblies Common Fund	-	-	-	-	-	-	-	-	-
10	Electoral Commission	-	-	-	-	-	-	-	-	1,063,157,629
11	Ministry of Foreign Affairs and Regional Integration	-	53,943,726	42,680,946	96,624,673	62,905,700	62,905,700	125,811,400	159,530,373	574,502,073
	o/w MoFARI Hqtrs	-	-	-	-	62,905,700	-	62,905,700	62,905,700	79,419,518
	o/w Relocation of Passport office	-	-	-	-	-	-	-	-	9,246,720
12	Ministry of Finance	18,489,447	42,795,880	13,994,103	75,279,429	210,500,522	-	210,500,522	285,779,951	747,901,749
	o/w MoF Hqtrs	-	-	-	-	210,500,522	-	210,500,522	210,500,522	243,257,560
	o/w Ghana Asset Management Company	-	-	-	-	-	-	-	-	4,000,000
	o/w Venture Capital	-	-	-	-	-	-	-	-	20,000,000
	o/w Housing and Mortgage Financing	-	-	-	-	-	-	-	-	40,000,000
	o/w Public Interest and Accountability Committee	-	-	-	-	-	-	-	-	3,091,200
13	Ministry of Local Government and Rural Development	-	-	-	-	-	417,682,411	417,682,411	417,682,411	1,180,262,552
	o/w MLGRD Hqtrs	-	-	-	-	-	417,682,411	417,682,411	417,682,411	428,873,484
	o/w Local Government Service (incl. RCCs and MMDAs)	-	-	-	-	-	-	-	-	36,300,984
14	National Media Commission	-	-	-	-	-	-	-	-	4,175,410
15	National Development Planning Commission	-	-	-	-	-	-	-	-	9,757,525
16	Ministry of Information	-	19,590,002	2,176,667	21,766,669	-	2,859,350	2,859,350	24,626,019	140,236,823
	o/w Mol Hqtrs	-	-	-	-	-	2,859,350	2,859,350	2,859,350	9,385,487
	o/w Implementation of the Right to Information Act	-	-	-	-	-	-	-	-	20,000,000
17	Ministry of Parliamentary Affairs	-	-	-	-	-	-	-	-	3,295,532
	Economic	151,234,929	358,711,635	178,328,871	406,839,545	2,859,350	1,109,617,349	1,112,476,699	1,519,316,243	3,309,043,204
18	Ministry of Food and Agriculture	-	2,476,366	1,089,817	3,566,184	-	384,640,448	384,640,448	388,206,632	965,131,569
	o/w MoFA Hqtrs and Agencies	-	-	-	-	-	384,640,448	384,640,448	384,640,448	390,825,596
	o/w Planting for Food and Jobs	-	-	-	-	-	-	-	-	400,000,000
	o/w Construction of Dam to hold spillage from Bagre Dam	-	-	-	-	-	-	-	-	84,420,000
19	Ministry of Fisheries and Aquaculture Development	-	53,604,755	34,744,092	88,348,847	-	28,593,500	28,593,500	116,942,347	128,879,094
20	Ministry of Lands and Natural Resources	84,118,843	148,051,272	49,265,776	-	-	50,879,274	50,879,274	50,879,274	542,999,801
	o/w MLNR Hqtrs	-	-	-	-	-	50,879,274	50,879,274	50,879,274	252,224,001
	o/w National afforestation programme	-	-	-	-	-	-	-	-	240,000,000
	o/w Ghana Integrated Aluminium Development Company	-	-	-	-	-	-	-	-	32,319,800
	o/w Operation Vanguard (Anti-Galamsey Operations)	-	-	-	-	-	-	-	-	15,456,000
	o/w Boundary Settlement Commission	-	-	-	-	-	-	-	-	3,000,000
21	Ministry of Trade and Industry	3,586,479	40,250,892	23,076,788	66,914,159	-	139,597,756	139,597,756	206,511,915	466,565,738
	o/w MOTI	-	-	-	-	-	139,597,756	139,597,756	139,597,756	144,969,579
	o/w One District One Factory Programme	-	-	-	-	-	-	-	-	153,810,000
	o/w Africa Continental Free Trade Area Secretariat	-	-	-	-	-	-	-	-	40,000,000
22	Ministry of Tourism, Culture and Creative Arts	1,493,364	6,802,557	3,952,455	12,248,376	2,859,350	28,593,500	31,452,850	43,701,226	103,859,165
23	Ministry of Environment, Science, Tech. and Innovation	44,959,916	81,135,107	32,047,290	158,142,313	-	36,281,720	36,281,720	194,424,033	475,423,880
	o/w MESTI Hqtrs	-	-	-	-	-	36,281,720	36,281,720	36,281,720	262,281,567
	o/w Science and Technology Project	-	-	-	-	-	-	-	-	55,000,000
24	Ministry of Energy	17,076,326	26,390,686	34,152,653	77,619,665	-	441,031,150	441,031,150	518,650,815	585,766,327
25	Ministry of Business Development	-	-	-	-	-	-	-	-	40,417,629
	o/w MoBD Hqtrs	-	-	-	-	-	-	-	-	1,980,600
	o/w National Entrepreneurship Innovation Programme	-	-	-	-	-	-	-	-	37,465,808
	Infrastructure	37,748,833	89,432,708	36,279,560	163,461,101	-	2,154,545,964	2,154,545,964	2,318,007,065	5,118,092,387
26	Ministry of Water Resources and Sanitation	-	1,531,119	656,194	2,187,313	-	296,754,313	296,754,313	298,941,626	360,168,622
	o/w MoWRS Hqtrs	-	-	-	-	-	296,754,313	296,754,313	296,754,313	299,419,487
	o/w Water and Sanitation	-	-	-	-	-	-	-	-	43,165,175
27	Ministry of Works and Housing	-	364,786	-	364,786	-	10,718,700	10,718,700	11,083,486	147,529,298
28	Ministry of Roads and Highways	-	9,614,028	6,154,148	15,768,176	-	1,002,878,457	1,002,878,457	1,018,646,633	2,275,325,663
	o/w MoRH	-	-	-	-	-	1,002,878,457	1,002,878,457	1,002,878,457	1,005,508,391
	o/w Roads Infrastructure	-	-	-	-	-	-	-	-	1,201,000,000
29	Ministry of Communications	1,157,067	15,509,557	20,564,523	37,231,147	-	77,888,694	77,888,694	115,119,841	151,840,492
	o/w MoC Hqtrs	-	-	-	-	-	77,888,694	77,888,694	77,888,694	80,688,662
	o/w Cyber Security	-	-	-	-	-	-	-	-	10,000,000
30	Ministry of Railways Development	-	1,190,282	-	1,190,282	-	308,809,800	308,809,800	310,000,082	435,167,925
	o/w MoRD Hqtrs	-	-	-	-	-	308,809,800	308,809,800	308,809,800	311,763,750
	o/w Railways Development	-	-	-	-	-	-	-	-	118,453,950
31	Ministry of Aviation	-	-	-	-	-	182,998,400	182,998,400	182,998,400	189,028,943
32	Ministry of Transport	36,591,766	61,222,937	8,904,695	106,719,398	-	274,497,600	274,497,600	381,216,998	402,819,897
	o/w MoT Hqtrs	-	-	-	-	-	274,497,600	274,497,600	274,497,600	277,119,070
	o/w Fish Landing Sites	-	-	-	-	-	-	-	-	12,373,275
33	Ministry of Special Development Initiatives	-	-	-	-	-	-	-	-	1,050,087,109
	o/w MSDI Hqtrs	-	-	-	-	-	-	-	-	211,709,754
	o/w Development Authorities	-	-	-	-	-	-	-	-	837,399,793
34	Ministry of Inner-City and Zongo Development	-	-	-	-	-	-	-	-	106,124,439
	o/w MoZD Hqtrs	-	-	-	-	-	-	-	-	12,238,000
	o/w Zongo Development Fund	-	-	-	-	-	-	-	-	90,000,000

APPENDIX 4A: MDA EXPENDITURE ALLOCATION (GH¢) – 2020

Sn.	Ministries / Departments & Agencies	Retained IGF				Dev't Partner Funds			MDAs Total (DP & IGF)	Grand Total
		Wag. & Sal.	Goods & Serv.	CAPEX	Sub Tot.	Goods & Serv.	CAPEX	Sub Tot.		
	Social	436,496,277	2,590,837,979	764,138,813	3,791,473,068	30,877,588	1,324,261,297	1,355,138,885	1,508,647,810	17,346,106,825
35	Ministry of Education	85,516,692	1,150,745,696	470,617,898	1,706,880,287	-	911,290,863	911,290,863	911,290,863	11,594,302,405
	o/w MoE	-	-	-	-	-	911,290,863	911,290,863	911,290,863	11,207,590,324
	o/w Existing Interventions in Education	-	-	-	-	-	-	-	-	200,000,000
	o/w Construction of 10 Regional STEAM Centres	-	-	-	-	-	-	-	-	16,800,000
	o/w Teacher Trainee Allowances	-	-	-	-	-	-	-	-	169,912,081
36	Ministry of Employment and Labour Relations	12,332,670	34,427,226	106,187,799	152,947,694	661,230	-	661,230	153,608,924	207,890,032
37	Ministry of Youth and Sports	-	534,241	-	534,241	-	-	-	534,241	40,244,155
38	National Commission for Civic Education	-	-	-	-	46,207	-	46,207	46,207	60,703,670
39	Ministry of Chieftaincy and Religious Affairs	-	-	-	-	-	-	-	-	34,512,155
40	Ministry of Health	338,646,915	1,405,103,825	187,333,116	1,931,083,856	-	412,970,434	412,970,434	412,970,434	4,656,008,622
	o/w MoH Hqtrs and Agencies	-	-	-	-	-	412,970,434	412,970,434	412,970,434	4,352,411,693
	o/w Mental Health	-	-	-	-	-	-	-	-	15,000,000
	o/w Health Infrastructure	-	-	-	-	-	-	-	-	44,396,929
	o/w e-Health Project	-	-	-	-	-	-	-	-	13,000,000
		-	-	-	-	-	-	-	-	231,200,000
41	Ministry of Gender, Children and Social Protection	-	26,990	-	26,990	30,170,151	-	30,170,151	30,197,141	745,887,663
	o/w MGCSOP	-	-	-	-	30,170,151	-	30,170,151	30,170,151	40,403,463
	o/w Livelihood Empowerment Against Poverty	-	-	-	-	-	-	-	-	200,746,481
	o/w School Feeding Programme	-	-	-	-	-	-	-	-	470,000,000
42	National Labour Commission	-	-	-	-	-	-	-	-	6,558,123
	Public Safety	12,504,277	83,976,216	19,946,233	116,426,726	-	137,248,800	137,248,800	253,675,526	6,063,288,971
43	Ministry of Justice and Attorney General's Department	-	23,034,101	5,641,686	28,675,787	-	-	-	28,675,787	136,627,625
	o/w MoJ Hqtrs	-	-	-	-	-	-	-	-	9,530,388
	o/w Construction of Law House	-	-	-	-	-	-	-	-	6,000,000
	o/w Offices of the Legal Aid Commission	-	-	-	-	-	-	-	-	3,000,000
44	Ministry of Defence	-	24,715,335	-	24,715,335	-	125,811,400	125,811,400	150,526,735	1,544,325,702
	o/w MoD Hqtrs and Agencies	-	-	-	-	-	125,811,400	125,811,400	125,811,400	172,121,544
	o/w Construction of Forward Operating Base	-	-	-	-	-	-	-	-	48,000,000
	o/w Ammunitions and other Accoutrements	-	-	-	-	-	-	-	-	25,200,000
	o/w Food Rations and Fuel Lifting	-	-	-	-	-	-	-	-	60,800,000
45	Commission on Human Rights and Administrative Justice	-	-	-	-	-	-	-	-	40,897,551
46	Judicial Service	8,846,672	9,156,708	5,663,479	23,666,859	-	-	-	23,666,859	356,743,004
47	Ministry of the Interior	3,657,605	27,070,072	8,641,068	39,368,745	-	11,437,400	11,437,400	50,806,145	3,162,979,633
	o/w MoI Hqtrs and Agencies	-	-	-	-	-	11,437,400	11,437,400	11,437,400	83,564,869
	o/w Ammunitions and other Accoutrements	-	-	-	-	-	-	-	-	25,200,000
	o/w Food Rations and Fuel Lifting	-	-	-	-	-	-	-	-	60,400,000
48	Ministry of National Security	-	-	-	-	-	-	-	-	633,630,724
	o/w MoNS Hqtrs and Agencies	-	-	-	-	-	-	-	-	61,352,210
	o/w Special Operations	-	-	-	-	-	-	-	-	120,000,000
49	Office of the Special Prosecutor	-	-	-	-	-	-	-	-	188,084,732
	Sub-Total MDA's	656,473,763	3,276,152,615	1,057,545,193	4,990,171,571	251,202,836	5,233,299,500	5,484,502,336	10,474,673,908	44,741,858,203
50	General Government Services	-	-	-	-	-	-	-	-	484,894,307
	o/w Other General Government Services Exp.	-	-	-	-	-	-	-	-	457,894,307
	o/w National Population and Housing Census	-	-	-	-	-	-	-	-	-
	o/w Ghana Integrated Iron and Steel Development Corp.	-	-	-	-	-	-	-	-	7,000,000
	o/w Minerals Income Investment Fund	-	-	-	-	-	-	-	-	20,000,000
51	Subscription	-	-	-	-	-	-	-	-	100,000,000
52	Contingency Vote	-	-	-	-	-	-	-	-	171,831,269
53	Ghana Infrastructure Investment Fund (GIIF)	-	-	-	-	-	-	-	-	-
54	Pensions	-	-	-	-	-	-	-	-	1,103,762,411
55	Gratuities	-	-	-	-	-	-	-	-	458,350,882
56	Social Security	-	-	-	-	-	-	-	-	2,085,496,512
57	Interest Payments	-	-	-	-	-	-	-	-	21,691,482,220
58	Social Benefits (Lifeline Consumers of Electricity)	-	-	-	-	-	-	-	-	150,076,365
59	Social Benefits (Social Protection Programme)	-	-	-	-	-	-	-	-	-
60	Subsidies on Petroleum products	-	-	-	-	-	-	-	-	229,332,274
61	National Health Fund (NHF)	-	-	-	-	-	-	-	-	2,191,615,926
62	Education Trust Fund	-	-	-	-	-	-	-	-	1,228,038,448
63	Road Fund	-	-	-	-	-	-	-	-	1,014,255,457
64	Petroleum Related Funds	-	-	-	-	-	-	-	-	25,356,386
65	Dist. Ass. Common Fund	-	-	-	-	-	-	-	-	2,312,706,550
66	Transfer to GNPC from Oil Revenue	-	-	-	-	-	-	-	-	1,673,161,548
67	Other Earmarked Funds	-	-	-	-	-	-	-	-	2,199,848,279
68	Subsidies to Utility Companies	-	-	-	-	-	-	-	-	-
69	Arrears Clearance (net change)	-	-	-	-	-	-	-	-	1,443,227,466
70	Tax Refunds	-	-	-	-	-	-	-	-	-
71	Amortisation	-	-	-	-	-	-	-	-	12,084,602,019
72	Other Transfers (ESLA)	-	-	-	-	-	-	-	-	2,646,795,827
73	Other Transfers (Reallocation to Priority Programmes)	-	-	-	-	-	-	-	-	-
	Sub-Total -Multi Sectoral	-	-	-	-	-	-	-	-	53,294,834,147
	GRAND TOTAL	656,473,763	3,276,152,615	1,057,545,193	4,990,171,571	251,202,836	5,233,299,500	5,484,502,336	10,474,673,908	98,036,692,349

“Consolidating the Gains for Growth, Jobs & Prosperity for all”

APPENDIX 4B: SUMMARY OF MDA EXP. ALLOCATION (GH¢) – 2020

Sn.	Ministries / Departments & Agencies	Compensation of Employees		Goods & Services		CAPEX		IGF	DP Funds	Sub-Total	Other Government Obligations	Grand Total
		GoG	GoG	ABFA	GoG	ABFA						
	Administration	2,249,594,997	3,830,596,994	1,300,854,795	524,252,766	125,000,000	230,535,240	725,091,989	8,985,926,781	-	8,985,926,781	
1	Office of Government Machinery	136,212,551	2,728,281,382	1,297,763,595	101,200,000	-	34,070,824	5,890,261	4,303,418,613	-	4,303,418,613	
	o/w OGM Hqtrs	-	356,787,229	-	101,200,000	-	-	-	457,987,229	-	457,987,229	
	o/w Scholarship	-	200,000,000	-	-	-	-	-	200,000,000	-	200,000,000	
	o/w Micro Finance and Small Loans Centre (MASLOC)	-	100,000,000	-	-	-	-	-	100,000,000	-	100,000,000	
	o/w Nation Builders Corps	-	840,000,000	-	-	-	-	-	840,000,000	-	840,000,000	
	o/w National Identification Authority	-	100,000,000	-	-	-	-	-	100,000,000	-	100,000,000	
	o/w Office of the Senior Minister	-	-	-	-	-	-	5,890,261	5,890,261	-	5,890,261	
	o/w Free Senior High School Programme	-	1,131,494,153	1,297,763,595	-	-	-	-	2,429,257,748	-	2,429,257,748	
2	Office of the Head of Civil Service	17,777,793	6,343,579	-	1,000,000	-	2,793,645	6,793,816	34,708,832	-	34,708,832	
3	Ministry of Planning	1,895,260	2,592,396	-	1,000,000	-	-	4,163,180	9,650,836	-	9,650,836	
4	Ministry of Monitoring and Evaluation	950,687	2,537,800	-	-	-	-	5,718,700	9,207,187	-	9,207,187	
5	Ministry of Regional Reorganisation and Development	1,085,134	27,175,721	-	-	125,000,000	-	-	153,260,855	-	153,260,855	
	o/w MoRRD Hqtrs	-	3,175,721	-	-	-	-	-	3,175,721	-	3,175,721	
	o/w Newly created regions	-	24,000,000	-	-	125,000,000	-	-	149,000,000	-	149,000,000	
6	Parliament of Ghana	140,484,382	155,030,388	-	50,000,000	-	-	-	345,514,770	-	345,514,770	
7	Audit Service	329,906,158	45,000,000	-	15,000,000	-	-	5,718,700	395,624,858	-	395,624,858	
8	Public Services Commission	4,350,733	3,041,454	-	1,000,000	-	-	2,859,350	11,251,537	-	11,251,537	
9	District Assemblies Common Fund	-	-	-	-	-	-	-	-	-	-	
10	Electoral Commission	58,257,629	712,893,954	-	292,006,046	-	-	-	1,063,157,629	-	1,063,157,629	
11	Ministry of Foreign Affairs and Regional Integration	389,211,162	16,513,818	-	9,246,720	-	96,624,673	62,905,700	574,502,073	-	574,502,073	
	o/w MoFARI Hqtrs	-	16,513,818	-	-	-	-	62,905,700	79,419,518	-	79,419,518	
	o/w Relocation of Passport office	-	-	-	9,246,720	-	-	-	9,246,720	-	9,246,720	
12	Ministry of Finance	362,273,560	50,757,038	3,091,200	46,000,000	-	75,279,429	210,500,522	747,901,749	-	747,901,749	
	o/w MoF Hqtrs	-	26,757,038	-	6,000,000	-	-	210,500,522	243,257,560	-	243,257,560	
	o/w Ghana Asset Management Company	-	4,000,000	-	-	-	-	-	4,000,000	-	4,000,000	
	o/w Venture Capital	-	20,000,000	-	-	-	-	-	20,000,000	-	20,000,000	
	o/w Housing and Mortgage Financing	-	-	-	40,000,000	-	-	-	40,000,000	-	40,000,000	
	o/w Public Interest and Accountability Committee	-	-	3,091,200	-	-	-	-	3,091,200	-	3,091,200	
13	Ministry of Local Government and Rural Development	715,088,084	39,692,057	-	7,800,000	-	-	417,682,411	1,180,262,552	-	1,180,262,552	
	o/w MLGRD Hqtrs	-	8,791,073	-	2,400,000	-	-	417,682,411	428,873,484	-	428,873,484	
	o/w Local Government Service (incl. RCCs and MMDAs)	-	30,900,984	-	5,400,000	-	-	-	36,300,984	-	36,300,984	
14	National Media Commission	2,175,410	2,000,000	-	-	-	-	-	4,175,410	-	4,175,410	
15	National Development Planning Commission	5,793,051	3,964,474	-	-	-	-	-	9,757,525	-	9,757,525	
16	Ministry of Information	83,084,667	32,526,137	-	-	-	21,766,669	2,859,350	140,236,823	-	140,236,823	
	o/w MoI Hqtrs	-	6,526,137	-	-	-	-	2,859,350	9,385,487	-	9,385,487	
	o/w Implementation of the Right to Information Act	-	20,000,000	-	-	-	-	-	20,000,000	-	20,000,000	
17	Ministry of Parliamentary Affairs	1,048,736	2,246,796	-	-	-	-	-	3,295,532	-	3,295,532	
	Economic	631,381,006	752,303,995	-	42,063,960	363,978,000	406,839,545	1,112,476,699	3,309,043,204	-	3,309,043,204	
18	Ministry of Food and Agriculture	86,319,789	264,627,148	-	-	225,978,000	3,566,184	384,640,448	965,131,569	-	965,131,569	
	o/w MoFA Hqtrs and Agencies	-	6,185,148	-	-	-	-	384,640,448	390,825,596	-	390,825,596	
	o/w Planting for Food and Jobs	-	250,000,000	-	-	150,000,000	-	-	400,000,000	-	400,000,000	
	o/w Construction of Dam to hold spillage from Bagre Dam	-	8,442,000	-	-	75,978,000	-	-	84,420,000	-	84,420,000	
19	Ministry of Fisheries and Aquaculture Development	9,664,884	2,271,863	-	-	-	88,348,847	28,593,500	128,879,094	-	128,879,094	
20	Ministry of Lands and Natural Resources	195,844,727	289,211,840	-	7,063,960	-	-	50,879,274	542,999,801	-	542,999,801	
	o/w MLNR Hqtrs	195,844,727	5,500,000	-	-	-	-	50,879,274	252,224,001	-	252,224,001	
	o/w National afforestation programme	-	240,000,000	-	-	-	-	-	240,000,000	-	240,000,000	
	o/w Ghana Integrated Aluminium Development Company	-	25,255,840	-	7,063,960	-	-	-	32,319,800	-	32,319,800	
	o/w Operation Vanguard (Anti-Galamsey Operations)	-	15,456,000	-	-	-	-	-	15,456,000	-	15,456,000	
	o/w Boundary Settlement Commission	-	3,000,000	-	-	-	-	-	3,000,000	-	3,000,000	
21	Ministry of Trade and Industry	60,872,000	121,181,823	-	-	78,000,000	66,914,159	139,597,756	466,565,738	-	466,565,738	
	o/w MOTI	-	5,371,823	-	-	-	-	139,597,756	144,969,579	-	144,969,579	
	o/w One District One Factory Programme	-	75,810,000	-	-	78,000,000	-	-	153,810,000	-	153,810,000	
	o/w Africa Continental Free Trade Area Secretariat	-	40,000,000	-	-	-	-	-	40,000,000	-	40,000,000	
22	Ministry of Tourism, Culture and Creative Arts	51,436,576	8,721,363	-	-	-	12,248,376	31,452,850	103,859,165	-	103,859,165	
23	Ministry of Environment, Science, Tech. and Innovation	222,037,880	23,961,967	-	35,000,000	-	158,142,313	36,281,720	475,423,880	-	475,423,880	
	o/w MESTI Hqtrs	222,037,880	3,961,967	-	-	-	-	36,281,720	262,281,567	-	262,281,567	
	o/w Science and Technology Project	-	20,000,000	-	35,000,000	-	-	-	55,000,000	-	55,000,000	
24	Ministry of Energy	4,233,929	2,881,583	-	-	60,000,000	77,619,665	441,031,150	585,766,327	-	585,766,327	
25	Ministry of Business Development	971,221	39,446,408	-	-	-	-	-	40,417,629	-	40,417,629	
	o/w MoBD Hqtrs	-	1,980,600	-	-	-	-	-	1,980,600	-	1,980,600	
	o/w National Entrepreneurship Innovation Programme	-	37,465,808	-	-	-	-	-	37,465,808	-	37,465,808	
	Infrastructure	123,769,489	246,162,908	-	1,000,000	2,429,152,925	163,461,101	2,154,545,964	5,118,092,387	-	5,118,092,387	
26	Ministry of Water Resources and Sanitation	15,396,647	6,881,692	-	-	38,948,657	2,187,313	296,754,313	360,168,622	-	360,168,622	
	o/w MoWRS Hqtrs	-	2,665,174	-	-	-	-	296,754,313	299,419,487	-	299,419,487	
	o/w Water and Sanitation	-	4,216,518	-	-	38,948,657	-	-	43,165,175	-	43,165,175	
27	Ministry of Works and Housing	14,393,177	2,052,635	-	-	120,000,000	364,786	10,718,700	147,529,298	-	147,529,298	
28	Ministry of Roads and Highways	53,049,096	2,629,934	-	-	1,201,000,000	15,768,176	1,002,878,457	2,275,325,663	-	2,275,325,663	
	o/w MoRH	-	2,629,934	-	-	-	-	1,002,878,457	1,005,508,391	-	1,005,508,391	
	o/w Roads Infrastructure	-	-	-	-	1,201,000,000	-	-	1,201,000,000	-	1,201,000,000	
29	Ministry of Communications	23,920,683	12,799,968	-	-	-	37,231,147	77,888,694	151,840,492	-	151,840,492	
	o/w MoC Hqtrs	-	2,799,968	-	-	-	-	77,888,694	80,688,662	-	80,688,662	
	o/w Cyber Security	-	10,000,000	-	-	-	-	-	10,000,000	-	10,000,000	
30	Ministry of Railways Development	3,759,943	8,826,648	-	-	112,581,252	1,190,282	308,809,800	435,167,925	-	435,167,925	
	o/w MoRD Hqtrs	-	2,953,950	-	-	-	-	308,809,800	311,763,750	-	311,763,750	
	o/w Railways Development	-	5,872,698	-	-	112,581,252	-	-	118,453,950	-	118,453,950	
31	Ministry of Aviation	1,777,788	3,252,755	-	1,000,000	-	-	182,998,400	189,028,943	-	189,028,943	
32	Ministry of Transport	6,608,154	2,621,470	-	-	12,373,275	106,719,398	274,497,600	402,819,897	-	402,819,897	
	o/w MoT Hqtrs	-	2,621,470	-	-	-	-	274,497,600	277,119,070	-	277,119,070	
	o/w Fish Landing Sites	-	-	-	-	12,373,275	-	-	12,373,275	-	12,373,275	
33	Ministry of Special Development Initiatives	977,562	104,859,806	-	-	944,249,741	-	-	1,050,087,109	-	1,050,087,109	
	o/w MSDI Hqtrs	-	22,859,806	-	-	188,849,948	-	-	211,709,754	-	211,709,754	
	o/w Development Authorities	-	82,000,000	-	-	755,399,793	-	-	837,399,793	-	837,399,793	
34	Ministry of Inner-City and Zongo Development	3,886,439	102,238,000	-	-	-	-	-	106,124,439	-	106,124,439	
	o/w MoZD Hqtrs	-	12,238,000	-	-	-	-	-	12,238,000	-	12,238,000	
	o/w Zongo Development Fund	-	90,000,000	-	-	-	-	-	90,000,000	-	90,000,000	

“Consolidating the Gains for Growth, Jobs & Prosperity for all”

APPENDIX 4B: SUMMARY OF MDA EXP. ALLOCATION (GH¢) – 2020

Sn.	Ministries / Departments & Agencies	Compensation of Employees		Goods & Services		CAPEX		IGF	DP Funds	Sub-Total	Other Government Obligations	Grand Total
		GoG	GoG	ABFA	GoG	ABFA						
	Social	14,785,196,114	968,065,972	-	10,000,000	74,196,929	3,791,473,068	1,355,138,885	17,346,106,825	-	17,346,106,825	
35	Ministry of Education	10,445,711,542	220,500,000	-	-	16,800,000	1,706,880,287	911,290,863	11,594,302,405	-	11,594,302,405	
	<i>o/w MoE</i>	10,275,799,461	20,500,000	-	-	-	-	911,290,863	11,207,590,324	-	11,207,590,324	
	<i>o/w Existing Interventions in Education</i>	-	200,000,000	-	-	-	-	-	200,000,000	-	200,000,000	
	<i>o/w Construction of 10 Regional STEAM Centres</i>	-	-	-	-	16,800,000	-	-	16,800,000	-	16,800,000	
	<i>o/w Teacher Trainee Allowances</i>	169,912,081	-	-	-	-	-	-	169,912,081	-	169,912,081	
36	Ministry of Employment and Labour Relations	50,634,872	3,646,236	-	-	-	152,947,694	661,230	207,890,032	-	207,890,032	
37	Ministry of Youth and Sports	18,018,403	19,691,511	-	2,000,000	-	534,241	-	40,244,155	-	40,244,155	
38	National Commission for Civic Education	52,641,043	7,016,420	-	1,000,000	-	-	46,207	60,703,670	-	60,703,670	
39	Ministry of Chieftaincy and Religious Affairs	30,965,808	3,546,347	-	-	-	-	-	34,512,155	-	34,512,155	
40	Ministry of Health	4,149,294,816	36,346,443	-	-	57,396,929	1,931,083,856	412,970,434	4,656,008,622	-	4,656,008,622	
	<i>o/w MoH Hqtrs and Agencies</i>	3,918,094,816	21,346,443	-	-	-	-	412,970,434	4,352,411,693	-	4,352,411,693	
	<i>o/w Mental Health</i>	-	15,000,000	-	-	-	-	-	15,000,000	-	15,000,000	
	<i>o/w Health Infrastructure</i>	-	-	-	-	44,396,929	-	-	44,396,929	-	44,396,929	
	<i>o/w e-Health Project</i>	-	-	-	-	13,000,000	-	-	13,000,000	-	13,000,000	
	<i>o/w Nursing Trainee Allowances</i>	231,200,000	-	-	-	-	-	-	231,200,000	-	231,200,000	
41	Ministry of Gender, Children and Social Protection	34,710,729	674,979,793	-	6,000,000	-	26,990	30,170,151	745,887,663	-	745,887,663	
	<i>o/w MGCSOP</i>	-	4,233,312	-	6,000,000	-	-	30,170,151	40,403,463	-	40,403,463	
	<i>o/w Livelihood Empowerment Against Poverty</i>	-	200,746,481	-	-	-	-	-	200,746,481	-	200,746,481	
	<i>o/w School Feeding Programme</i>	-	470,000,000	-	-	-	-	-	470,000,000	-	470,000,000	
42	National labour Commission	3,218,901	2,339,222	-	1,000,000	-	-	-	6,558,123	-	6,558,123	
	Public Safety	5,020,618,761	583,100,730	-	162,893,954	43,000,000	116,426,726	137,248,800	6,063,288,971	-	6,063,288,971	
43	Ministry of Justice and Attorney General's Department	89,421,450	9,530,388	-	9,000,000	-	28,675,787	-	136,627,625	-	136,627,625	
	<i>o/w MoJ Hqtrs</i>	-	7,530,388	-	2,000,000	-	-	-	9,530,388	-	9,530,388	
	<i>o/w Construction of Law House</i>	-	-	-	6,000,000	-	-	-	6,000,000	-	6,000,000	
	<i>o/w Offices of the Legal Aid Commission</i>	-	2,000,000	-	1,000,000	-	-	-	3,000,000	-	3,000,000	
44	Ministry of Defence	1,213,488,823	112,110,144	-	25,200,000	43,000,000	24,715,335	125,811,400	1,544,325,702	-	1,544,325,702	
	<i>o/w MoD Hqtrs and Agencies</i>	-	46,310,144	-	-	-	-	125,811,400	172,121,544	-	172,121,544	
	<i>o/w Construction of Forward Operating Base</i>	-	5,000,000	-	-	43,000,000	-	-	48,000,000	-	48,000,000	
	<i>o/w Ammunitions and other Accoutrements</i>	-	-	-	25,200,000	-	-	-	25,200,000	-	25,200,000	
	<i>o/w Food Rations and Fuel Lifting</i>	-	60,800,000	-	-	-	-	-	60,800,000	-	60,800,000	
45	Commission on Human Rights and Administrative Justice	23,193,131	12,204,420	-	5,500,000	-	-	-	40,897,551	-	40,897,551	
46	Judicial Service	251,558,302	53,523,889	-	27,993,954	-	23,666,859	-	356,743,004	-	356,743,004	
47	Ministry of the Interior	2,954,446,019	132,527,469	-	25,200,000	-	39,368,745	11,437,400	3,162,979,633	-	3,162,979,633	
	<i>o/w MoI Hqtrs and Agencies</i>	-	72,127,469	-	-	-	-	11,437,400	83,564,869	-	83,564,869	
	<i>o/w Ammunitions and other Accoutrements</i>	-	-	-	25,200,000	-	-	-	25,200,000	-	25,200,000	
	<i>o/w Food Rations and Fuel Lifting</i>	-	60,400,000	-	-	-	-	-	60,400,000	-	60,400,000	
48	Ministry of National Security	452,278,514	171,352,210	-	10,000,000	-	-	-	633,630,724	-	633,630,724	
	<i>o/w MoNS Hqtrs and Agencies</i>	-	61,352,210	-	-	-	-	-	61,352,210	-	61,352,210	
	<i>o/w Special Operations</i>	-	110,000,000	-	10,000,000	-	-	-	120,000,000	-	120,000,000	
49	Office of the Special Prosecutor	36,232,522	91,852,210	-	60,000,000	-	-	-	188,084,732	-	188,084,732	
	Sub-Total MDA's	22,810,560,367	6,380,230,599	1,300,854,795	740,210,680	3,035,327,854	4,990,171,571	5,484,502,336	44,741,858,203	-	44,741,858,203	
50	General Government Services	106,983,726	377,910,581	-	-	-	-	-	484,894,307	-	484,894,307	
	<i>o/w Other General Government Services Exp.</i>	106,983,726	350,910,581	-	-	-	-	-	457,894,307	-	457,894,307	
	<i>o/w National Population and Housing Census</i>	-	-	-	-	-	-	-	-	-	-	
	<i>o/w Ghana Integrated Iron and Steel Development Corp.</i>	-	7,000,000	-	-	-	-	-	7,000,000	-	7,000,000	
	<i>o/w Minerals Income Investment Fund</i>	-	20,000,000	-	-	-	-	-	20,000,000	-	20,000,000	
51	Subscription	-	100,000,000	-	-	-	-	-	100,000,000	-	100,000,000	
52	Contingency Vote	-	171,831,269	-	-	-	-	-	171,831,269	-	171,831,269	
53	Ghana Infrastructure Investment Fund (GIIF)	-	-	-	-	-	-	-	-	-	-	
54	Pensions	1,103,762,411	-	-	-	-	-	-	1,103,762,411	-	1,103,762,411	
55	Gratuities	458,350,882	-	-	-	-	-	-	458,350,882	-	458,350,882	
56	Social Security	2,085,496,512	-	-	-	-	-	-	2,085,496,512	-	2,085,496,512	
57	Interest Payments	-	-	-	-	-	-	-	-	21,691,482,220	21,691,482,220	
58	Social Benefits (Lifeline Consumers of Electricity)	-	-	-	-	-	-	-	-	150,076,365	150,076,365	
59	Social Benefits (Social Protection Programme)	-	-	-	-	-	-	-	-	-	-	
60	Subsidies on Petroleum products	-	-	-	-	-	-	-	-	229,332,274	229,332,274	
61	National Health Fund (NHF)	-	-	-	-	-	-	-	-	2,191,615,926	2,191,615,926	
62	Education Trust Fund	-	-	-	-	-	-	-	-	1,228,038,448	1,228,038,448	
63	Road Fund	-	-	-	-	-	-	-	-	1,014,255,457	1,014,255,457	
64	Petroleum Related Funds	-	-	-	-	-	-	-	-	25,356,386	25,356,386	
65	Dist. Ass. Common Fund	-	-	-	-	-	-	-	-	2,312,706,550	2,312,706,550	
66	Transfer to GNPC from Oil Revenue	-	-	-	-	-	-	-	-	1,673,161,548	1,673,161,548	
67	Other Earmarked Funds	-	-	-	-	-	-	-	-	2,199,848,279	2,199,848,279	
68	Subsidies to Utility Companies	-	-	-	-	-	-	-	-	-	-	
69	Arrears Clearance (net change)	-	-	-	-	-	-	-	-	1,443,227,466	1,443,227,466	
70	Tax Refunds	-	-	-	-	-	-	-	-	-	-	
71	Amortisation	-	-	-	-	-	-	-	-	12,084,602,019	12,084,602,019	
72	Other Transfers (ESLA)	-	-	-	-	-	-	-	-	2,646,795,827	2,646,795,827	
73	Other Transfers (Reallocation to Priority Programmes)	-	-	-	-	-	-	-	-	-	-	
	Sub-Total -Multi Sectoral	3,754,593,531	649,741,850	-	-	-	-	-	4,404,335,381	48,890,498,765	53,294,834,147	
	GRAND TOTAL	26,565,153,898	7,029,972,449	1,300,854,795	740,210,680	3,035,327,854	4,990,171,571	5,484,502,336	49,146,193,584	48,890,498,765	98,036,692,349	

APPENDIX 4C: SUMMARY OF MDA EXP. ALLOCATION (GH¢) – 2021

Sn.	Ministries / Departments & Agencies	Compensation of Employees	Goods & Services	CAPEX	IGF	DP Funds	Sub-Total	Other Government Obligations	Grand Total
		GoG	GoG	GoG					
	Administration	2,429,562,597	4,771,722,972	415,404,021	243,720,882	654,593,920	8,515,004,392	-	8,515,004,392
1	Office of Government Machinery	147,109,555	4,169,585,597	50,600,000	44,975,815	29,737,000	4,442,007,967	-	4,442,007,967
	<i>o/w OGM Hqtrs</i>		206,787,229	50,600,000	-	-	257,387,229	-	257,387,229
	<i>o/w Scholarship</i>		216,000,000	-	-	-	216,000,000	-	216,000,000
	<i>o/w Micro Finance and Small Loans Centre (MASLOC)</i>		108,000,000	-	-	-	108,000,000	-	108,000,000
	<i>o/w Nation Builders Corps</i>		907,200,000	-	-	-	907,200,000	-	907,200,000
	<i>o/w National Identification Authority</i>		108,000,000	-	-	-	108,000,000	-	108,000,000
	<i>o/w Office of the Senior Minister</i>		-	-	-	29,737,000	29,737,000	-	29,737,000
	<i>o/w Free Senior High School Programme</i>		2,623,598,368	-	-	-	2,623,598,368	-	2,623,598,368
2	Office of the Head of Civil Service	19,200,016	6,851,065	1,080,000	4,022,127	14,868,500	46,021,708	-	46,021,708
3	Ministry of Planning	2,046,881	2,799,788	1,080,000	-	-	5,926,668	-	5,926,668
4	Ministry of Monitoring and Evaluation	1,026,742	2,740,824	-	-	2,973,700	6,741,266	-	6,741,266
5	Ministry of Regional Reorganisation and Development	1,171,945	29,349,779	135,000,000	-	-	165,521,723	-	165,521,723
	<i>o/w MoRRD Hqtrs</i>		3,429,779	-	-	-	3,429,779	-	3,429,779
	<i>o/w Newly created regions</i>		25,920,000	135,000,000	-	-	160,920,000	-	160,920,000
6	Parliament of Ghana	151,723,133	167,432,819	54,000,000	-	-	373,155,952	-	373,155,952
7	Audit Service	356,298,651	48,600,000	16,200,000	-	6,532,624	427,631,275	-	427,631,275
8	Public Services Commission	4,698,792	3,284,770	1,080,000	-	-	9,063,562	-	9,063,562
9	District Assemblies Common Fund	-	-	-	-	-	-	-	-
10	Electoral Commission	62,918,239	178,223,489	97,335,349	-	-	338,477,076	-	338,477,076
11	Ministry of Foreign Affairs and Regional Integration	420,348,055	17,834,923	924,672	81,447,334	50,552,900	571,107,884	-	571,107,884
	<i>o/w MoFARI Hqtrs</i>		17,834,923	-	-	50,552,900	68,387,823	-	68,387,823
	<i>o/w Relocation of Passport office</i>		-	924,672	-	-	924,672	-	924,672
12	Ministry of Finance	391,255,445	58,156,097	49,680,000	90,064,973	215,268,998	804,425,513	-	804,425,513
	<i>o/w MoF Hqtrs</i>		28,897,601	6,480,000	-	215,268,998	250,646,599	-	250,646,599
	<i>o/w Ghana Asset Management Company</i>		4,320,000	-	-	-	4,320,000	-	4,320,000
	<i>o/w Venture Capital</i>		21,600,000	-	-	-	21,600,000	-	21,600,000
	<i>o/w Housing and Mortgage Financing</i>		-	43,200,000	-	-	43,200,000	-	43,200,000
	<i>o/w Public Interest and Accountability Committee</i>		3,338,496	-	-	-	3,338,496	-	3,338,496
13	Ministry of Local Government and Rural Development	772,295,131	42,867,422	8,424,000	-	334,660,198	1,158,246,750	-	1,158,246,750
	<i>o/w MLGRD Hqtrs</i>		9,494,359	2,592,000	-	334,660,198	346,746,557	-	346,746,557
	<i>o/w Local Government Service (incl. RCCs and MMDAs)</i>		33,373,063	5,832,000	-	-	39,205,063	-	39,205,063
14	National Media Commission	2,349,443	2,160,000	-	-	-	4,509,443	-	4,509,443
15	National Development Planning Commission	6,256,495	4,281,632	-	-	-	10,538,127	-	10,538,127
16	Ministry of Information	89,731,440	35,128,228	-	23,210,634	-	148,070,302	-	148,070,302
	<i>o/w Mol Hqtrs</i>		7,048,228	-	-	-	7,048,228	-	7,048,228
	<i>o/w Implementation of the Right to Information Act</i>		21,600,000	-	-	-	21,600,000	-	21,600,000
17	Ministry of Parliamentary Affairs	1,132,635	2,426,540	-	-	-	3,559,175	-	3,559,175
	Economic	681,891,486	755,273,030	422,418,077	741,843,462	1,386,805,688	3,079,851,113	-	3,079,851,113
18	Ministry of Food and Agriculture	93,225,372	280,900,960	199,989,000	5,050,632	615,554,070	1,194,720,034	-	1,194,720,034
	<i>o/w MoFA Hqtrs and Agencies</i>		6,679,960	-	-	615,554,070	622,234,030	-	622,234,030
	<i>o/w Planting for Food and Jobs</i>		270,000,000	162,000,000	-	-	432,000,000	-	432,000,000
	<i>o/w Construction of Dam to hold spillage from Bagre Dam</i>		4,221,000	37,989,000	-	-	42,210,000	-	42,210,000
19	Ministry of Fisheries and Aquaculture Development	10,438,075	2,453,612	-	89,160,113	84,015,250	186,067,050	-	186,067,050
20	Ministry of lands and Natural Resources	211,512,305	309,108,787	7,629,077	301,351,540	-	316,737,864	-	316,737,864
	<i>o/w MLNR Hqtrs</i>		5,940,000	-	-	-	5,940,000	-	5,940,000
	<i>o/w National afforestation programme</i>		259,200,000	-	-	-	259,200,000	-	259,200,000
	<i>o/w Ghana Integrated Aluminium Development Company</i>		27,276,307	7,629,077	-	-	34,905,384	-	34,905,384
	<i>o/w Operation Vanguard (Anti-Galamsey Operations)</i>		16,692,480	-	-	-	16,692,480	-	16,692,480
	<i>o/w Boundary Settlement Commission</i>		-	-	-	-	-	-	-
21	Ministry of Trade and Industry	65,741,760	107,676,369	150,000,000	90,277,667	11,894,800	425,590,595	-	425,590,595
	<i>o/w MOTI</i>		5,801,569	-	-	11,894,800	17,696,369	-	17,696,369
	<i>o/w One District One Factory Programme</i>		81,874,800	150,000,000	-	-	231,874,800	-	231,874,800
	<i>o/w Africa Continental Free Trade Area Secretariat</i>		20,000,000	-	-	-	20,000,000	-	20,000,000
22	Ministry of Tourism, Culture and Creative Arts	55,551,502	9,419,072	-	13,992,976	178,422,000	257,385,550	-	257,385,550
23	Ministry of Environment, Science, Tech. and Innovation	239,800,910	-	-	155,715,874	14,868,500	14,868,500	-	14,868,500
	<i>o/w MESTI Hqtrs</i>		-	-	-	14,868,500	14,868,500	-	14,868,500
	<i>o/w Science and Technology Project</i>		-	-	-	-	-	-	-
24	Ministry of Energy	4,572,643	3,112,110	64,800,000	86,294,660	482,051,068	640,830,480	-	640,830,480
25	Ministry of Business Development	1,048,919	42,602,121	-	-	-	43,651,039	-	43,651,039
	<i>o/w MoBD Hqtrs</i>		2,139,048	-	-	-	2,139,048	-	2,139,048
	<i>o/w National Entrepreneurship Innovation Programme</i>		40,463,073	-	-	-	40,463,073	-	40,463,073
	Infrastructure	133,671,048	265,855,941	2,624,565,159	175,426,924	4,900,000,528	8,099,519,600	-	8,099,519,600
26	Ministry of Water Resources and Sanitation	16,628,379	7,432,227	42,064,550	2,852,695	835,200,977	904,178,828	-	904,178,828
	<i>o/w MoWRS Hqtrs</i>		2,878,388	-	-	835,200,977	838,079,365	-	838,079,365
	<i>o/w Water and Sanitation</i>		4,553,839	42,064,550	-	-	46,618,389	-	46,618,389
27	Ministry of Works and Housing	15,544,631	2,216,846	129,600,000	447,748	118,948,000	266,757,225	-	266,757,225
28	Ministry of Roads and Highways	57,293,024	2,840,329	1,297,080,000	13,610,423	1,872,314,078	3,243,137,854	-	3,243,137,854
	<i>o/w MoRH</i>		2,840,329	-	-	1,872,314,078	1,875,154,407	-	1,875,154,407
	<i>o/w Roads Infrastructure</i>		-	1,297,080,000	-	-	1,297,080,000	-	1,297,080,000
29	Ministry of Communications	25,834,338	13,823,965	-	39,822,910	-	79,481,214	-	79,481,214
	<i>o/w MoC Hqtrs</i>		3,023,965	-	-	-	3,023,965	-	3,023,965
	<i>o/w Cyber Security</i>		10,800,000	-	-	-	10,800,000	-	10,800,000
30	Ministry of Railways Development	4,060,738	9,532,780	121,587,752	1,309,309	1,427,376,000	1,563,866,580	-	1,563,866,580
	<i>o/w MoRD Hqtrs</i>		3,190,266	-	-	1,427,376,000	1,430,566,266	-	1,430,566,266
	<i>o/w Railways Development</i>		6,342,514	121,587,752	-	-	127,930,266	-	127,930,266
31	Ministry of Aviation	1,920,011	3,512,975	1,080,000	-	256,606,773	263,119,760	-	263,119,760
32	Ministry of Transport	7,136,806	2,831,188	13,363,137	117,383,838	389,554,700	530,269,669	-	530,269,669
	<i>o/w MoT Hqtrs</i>		2,831,188	-	-	389,554,700	392,385,888	-	392,385,888
	<i>o/w Fish Landing Sites</i>		-	13,363,137	-	-	13,363,137	-	13,363,137
33	Ministry of Special Development Initiatives	1,055,767	113,248,590	1,019,789,720	-	-	1,134,094,078	-	1,134,094,078
	<i>o/w MSDI Hqtrs</i>		24,688,590	203,957,944	-	-	228,646,535	-	228,646,535
	<i>o/w Development Authorities</i>		88,560,000	815,831,776	-	-	904,391,776	-	904,391,776
34	Ministry of Inner-City and Zongo Development	4,197,354	110,417,040	-	-	-	114,614,394	-	114,614,394
	<i>o/w MoZD Hqtrs</i>		13,217,040	-	-	-	13,217,040	-	13,217,040
	<i>o/w Zongo Development Fund</i>		97,200,000	-	-	-	97,200,000	-	97,200,000

APPENDIX 4C: SUMMARY OF MDA EXP. ALLOCATION (GH¢) – 2021

Sn.	Ministries / Departments & Agencies	Compensation of Employees	Goods & Services	CAPEX	IGF	DP Funds	Sub-Total	Other Government Obligations	Grand Total
		GoG	GoG	GoG					
	Social	15,968,011,803	1,045,511,250	90,932,683	4,082,798,263	1,313,976,223	18,572,894,558	-	18,572,894,558
35	Ministry of Education	11,281,368,465	238,140,000	18,144,000	1,835,255,755	946,081,466	12,483,733,931	-	12,483,733,931
	<i>o/w MoE</i>	11,111,456,384	22,140,000	-	-	946,081,466	12,079,677,850	-	12,079,677,850
	<i>o/w Existing Interventions in Education</i>		216,000,000	-	-	-	216,000,000	-	216,000,000
	<i>o/w Construction of 10 Regional STEAM Centres</i>		-	18,144,000	-	-	18,144,000	-	18,144,000
	<i>o/w Teacher Trainee Allowances</i>	169,912,081	-	-	-	-	169,912,081	-	169,912,081
36	Ministry of Employment and Labour Relations	54,685,662	3,937,935	-	153,980,022	294,882	212,898,500	-	212,898,500
37	Ministry of Youth and Sports	19,459,875	21,266,832	2,160,000	451,768	-	43,338,475	-	43,338,475
38	National Commission for Civic Education	56,852,326	7,577,734	1,080,000	-	-	65,510,060	-	65,510,060
39	Ministry of Chieftaincy and Religious Affairs	33,443,073	3,830,055	-	-	-	37,273,127	-	37,273,127
40	Ministry of Health	4,481,238,401	39,254,158	61,988,683	2,093,079,910	332,935,428	4,915,416,671	-	4,915,416,671
	<i>o/w MoH Hqtrs and Agencies</i>	4,250,038,401	23,054,158	-	-	332,935,428	4,606,027,988	-	4,606,027,988
	<i>o/w Mental Health</i>		16,200,000	-	-	-	16,200,000	-	16,200,000
	<i>o/w Health Infrastructure</i>		-	47,948,683	-	-	47,948,683	-	47,948,683
	<i>o/w e-Health Project</i>		-	14,040,000	-	-	14,040,000	-	14,040,000
	<i>o/w Nursing Trainee Allowances</i>	231,200,000	-	-	-	-	231,200,000	-	231,200,000
41	Ministry of Gender, Children and Social Protection	37,487,587	728,978,176	6,480,000	30,809	34,664,447	807,641,020	-	807,641,020
	<i>o/w MGCSOP</i>		4,571,977	6,480,000	-	34,664,447	45,716,424	-	45,716,424
	<i>o/w Livelihood Empowerment Against Poverty</i>		216,806,199	-	-	-	216,806,199	-	216,806,199
	<i>o/w School Feeding Programme</i>		507,600,000	-	-	-	507,600,000	-	507,600,000
42	National Labour Commission	3,476,413	2,526,360	1,080,000	-	-	7,082,773	-	7,082,773
	Public Safety	5,422,268,262	465,352,788	268,925,470	126,569,347	297,370,000	6,580,485,868	-	6,580,485,868
43	Ministry of Justice and Attorney General's Department	96,575,166	10,292,819	9,720,000	33,638,150	-	150,226,135	-	150,226,135
	<i>o/w MoJ Hqtrs</i>		8,132,819	2,160,000	-	-	10,292,819	-	10,292,819
	<i>o/w Construction of Law House</i>		-	6,480,000	-	-	6,480,000	-	6,480,000
	<i>o/w Offices of the Legal Aid Commission</i>		2,160,000	1,080,000	-	-	3,240,000	-	3,240,000
44	Ministry of Defence	1,310,567,929	70,614,956	120,216,000	25,730,507	297,370,000	1,824,499,391	-	1,824,499,391
	<i>o/w MoD Hqtrs and Agencies</i>		50,014,956	-	-	297,370,000	347,384,956	-	347,384,956
	<i>o/w Construction of Forward Operating Base</i>		5,400,000	93,000,000	-	-	98,400,000	-	98,400,000
	<i>o/w Ammunitions and other Accoutrements</i>		-	27,216,000	-	-	27,216,000	-	27,216,000
	<i>o/w Food Rations and Fuel Lifting</i>		15,200,000	-	-	-	15,200,000	-	15,200,000
45	Commission on Human Rights and Administrative Justice	25,048,581	13,180,774	5,940,000	-	-	44,169,355	-	44,169,355
46	Judicial Service	271,682,966	57,805,800	30,233,470	28,918,701	-	388,640,938	-	388,640,938
47	Ministry of the Interior	3,190,801,701	92,997,667	27,216,000	38,281,989	-	3,349,297,356	-	3,349,297,356
	<i>o/w MoI Hqtrs and Agencies</i>		77,897,667	-	-	-	77,897,667	-	77,897,667
	<i>o/w Ammunitions and other Accoutrements</i>		-	27,216,000	-	-	27,216,000	-	27,216,000
	<i>o/w Food Rations and Fuel Lifting</i>		15,100,000	-	-	-	15,100,000	-	15,100,000
48	Ministry of National Security	488,460,795	121,260,387	10,800,000	-	-	620,521,182	-	620,521,182
	<i>o/w MoNS Hqtrs and Agencies</i>		66,260,387	-	-	-	66,260,387	-	66,260,387
	<i>o/w Special Operations</i>		55,000,000	10,800,000	-	-	65,800,000	-	65,800,000
49	Office of the Special Prosecutor	39,131,124	99,200,387	64,800,000	-	-	203,131,511	-	203,131,511
	Sub-Total MDA's	24,635,405,196	7,303,715,981	3,822,245,410	5,370,358,878	8,552,746,359	49,684,471,825	-	49,684,471,825
50	General Government Services	115,542,425	231,805,563	79,806,534	-	-	311,612,097	-	311,612,097
	<i>o/w Other General Government Services Exp.</i>		202,645,563	79,806,534	-	-	282,452,097	-	282,452,097
	<i>o/w National Population and Housing Census</i>		-	-	-	-	-	-	-
	<i>o/w Ghana Integrated Iron and Steel Development Corp.</i>		7,560,000	-	-	-	7,560,000	-	7,560,000
	<i>o/w Minerals Income Investment Fund</i>		21,600,000	-	-	-	21,600,000	-	21,600,000
51	Subscription		76,700,001	-	-	-	76,700,001	-	76,700,001
52	Contingency Vote		356,077,927	100,000,000	-	-	456,077,927	-	456,077,927
53	Ghana Infrastructure Investment Fund (GIIF)		-	-	-	-	-	-	-
54	Pensions	1,584,060,648	-	-	-	-	1,584,060,648	-	1,584,060,648
55	Gratuities	495,018,952	-	-	-	-	495,018,952	-	495,018,952
56	Social Security	1,732,566,333	-	-	-	-	1,732,566,333	-	1,732,566,333
57	Interest Payments		-	-	-	-	-	22,722,276,327	22,722,276,327
58	Social Benefits (Lifeline Consumers of Electricity)		-	-	-	-	-	165,084,002	165,084,002
59	Social Benefits (Social Protection Programme)		-	-	-	-	-	-	-
60	Subsidies on Petroleum products		-	-	-	-	-	229,332,274	229,332,274
61	National Health Fund (NHF)		-	-	-	-	-	2,665,115,607	2,665,115,607
62	Education Trust Fund		-	-	-	-	-	1,656,173,833	1,656,173,833
63	Road Fund		-	-	-	-	-	1,247,346,876	1,247,346,876
64	Petroleum Related Funds		-	-	-	-	-	27,672,033	27,672,033
65	Dist. Ass. Common Fund		-	-	-	-	-	2,580,832,860	2,580,832,860
66	Transfer to GNPC from Oil Revenue		-	-	-	-	-	1,280,759,626	1,280,759,626
67	Other Earmarked Funds		-	-	-	-	-	3,096,682,397	3,096,682,397
68	Subsidies to Utility Companies		-	-	-	-	-	-	-
69	Arrears Clearance (net change)		-	-	-	-	-	500,000,000	500,000,000
70	Tax Refunds		-	-	-	-	-	-	-
71	Amortisation		-	-	-	-	-	9,891,445,702	9,891,445,702
72	Other Transfers (ESLA)		-	-	-	-	-	2,930,277,653	2,930,277,653
73	Other Transfers (Reallocation to Priority Programmes)		-	-	-	-	-	-	-
	Sub-Total -Multi Sectoral	3,927,188,359	664,583,491	179,806,534	-	-	4,656,035,959	48,992,999,189	53,649,035,148
	GRAND TOTAL	28,562,593,555	7,968,299,472	4,002,051,944	5,370,358,878	8,552,746,359	54,456,050,209	48,992,999,189	103,333,506,973

“Consolidating the Gains for Growth, Jobs & Prosperity for all”

APPENDIX 4D: SUMMARY OF MDA EXP. ALLOCATION (GH¢) – 2022

Sn.	Ministries / Departments & Agencies	Compensation of Employees	Goods & Services	CAPEX	IGF	DP Funds	Sub-Total	Other Government Obligations	Grand Total
		GoG	GoG	GoG					
	Administration	2,721,110,108	5,348,895,269	456,944,423	284,502,280	492,823,517	9,304,275,598	-	9,304,275,598
1	Office of Government Machinery	164,762,702	4,686,544,157	55,660,000	52,182,793	47,579,200	5,006,728,852	-	5,006,728,852
	<i>o/w OGM Hqtrs</i>	-	327,465,952	55,660,000	-	-	383,125,952	-	383,125,952
	<i>o/w Scholarship</i>	-	237,600,000	-	-	-	237,600,000	-	237,600,000
	<i>o/w Micro Finance and Small Loans Centre (MASLOC)</i>	-	118,800,000	-	-	-	118,800,000	-	118,800,000
	<i>o/w Nation Builders Corps</i>	-	997,920,000	-	-	-	997,920,000	-	997,920,000
	<i>o/w National Identification Authority</i>	-	118,800,000	-	-	-	118,800,000	-	118,800,000
	<i>o/w Office of the Senior Minister</i>	-	-	-	-	47,579,200	47,579,200	-	47,579,200
	<i>o/w Free Senior High School Programme</i>	-	2,885,958,205	-	-	-	2,885,958,205	-	2,885,958,205
2	Office of the Head of Civil Service	21,504,018	7,536,172	1,188,000	6,339,243	14,874,520	51,441,954	-	51,441,954
3	Ministry of Planning	2,292,506	3,079,766	1,188,000	-	-	6,560,273	-	6,560,273
4	Ministry of Monitoring and Evaluation	1,149,951	3,014,906	-	-	2,973,700	7,138,557	-	7,138,557
5	Ministry of Regional Reorganisation and Development	1,312,578	32,284,757	148,500,000	-	-	182,097,335	-	182,097,335
	<i>o/w MoRRD Hqtrs</i>	-	3,772,757	-	-	-	3,772,757	-	3,772,757
	<i>o/w Newly created regions</i>	-	28,512,000	148,500,000	-	-	177,012,000	-	177,012,000
6	Parliament of Ghana	169,929,908	184,176,101	59,400,000	-	-	413,506,009	-	413,506,009
7	Audit Service	399,054,489	53,460,000	17,820,000	-	-	470,334,489	-	470,334,489
8	Public Services Commission	5,262,647	3,613,247	1,188,000	-	-	10,063,894	-	10,063,894
9	District Assemblies Common Fund	-	-	-	-	-	-	-	-
10	Electoral Commission	70,468,428	196,045,837	107,068,884	-	-	373,583,149	-	373,583,149
11	Ministry of Foreign Affairs and Regional Integration	470,789,822	19,618,416	1,017,139	108,936,310	2,973,700	603,335,387	-	603,335,387
	<i>o/w MoFARI Hqtrs</i>	-	19,618,416	-	-	2,973,700	22,592,116	-	22,592,116
	<i>o/w Relocation of Passport office</i>	-	-	1,017,139	-	-	1,017,139	-	1,017,139
12	Ministry of Finance	438,206,098	63,971,707	54,648,000	92,508,063	122,181,007	771,514,875	-	771,514,875
	<i>o/w MoF Hqtrs</i>	-	31,787,361	7,128,000	-	122,181,007	161,096,368	-	161,096,368
	<i>o/w Ghana Asset Management Company</i>	-	4,752,000	-	-	-	4,752,000	-	4,752,000
	<i>o/w Venture Capital</i>	-	23,760,000	-	-	-	23,760,000	-	23,760,000
	<i>o/w Housing and Mortgage Financing</i>	-	-	47,520,000	-	-	47,520,000	-	47,520,000
	<i>o/w Public Interest and Accountability Committee</i>	-	3,672,346	-	-	-	3,672,346	-	3,672,346
13	Ministry of Local Government and Rural Development	864,970,546	47,154,164	9,266,400	-	302,241,390	1,223,632,501	-	1,223,632,501
	<i>o/w MLGRD Hqtrs</i>	-	10,443,795	2,851,200	-	302,241,390	315,536,385	-	315,536,385
	<i>o/w Local Government Service (incl. RCCs and MMDAs)</i>	-	36,710,369	6,415,200	-	-	43,125,569	-	43,125,569
14	National Media Commission	2,631,376	2,376,000	-	-	-	5,007,376	-	5,007,376
15	National Development Planning Commission	7,007,274	4,709,795	-	-	-	11,717,070	-	11,717,070
16	Ministry of Information	100,499,213	38,641,051	-	24,535,871	-	163,676,134	-	163,676,134
	<i>o/w Mol Hqtrs</i>	-	7,753,051	-	-	-	7,753,051	-	7,753,051
	<i>o/w Implementation of the Right to Information Act</i>	-	23,760,000	-	-	-	23,760,000	-	23,760,000
17	Ministry of Parliamentary Affairs	1,268,551	2,669,194	-	-	-	3,937,745	-	3,937,745
	Economic	763,718,465	930,800,333	464,659,884	837,077,398	1,075,003,398	3,061,414,989	-	3,061,414,989
18	Ministry of Food and Agriculture	104,412,417	408,991,056	219,987,900	6,789,143	620,027,298	1,360,207,813	-	1,360,207,813
	<i>o/w MoFA Hqtrs and Agencies</i>	-	7,347,956	-	-	620,027,298	627,375,254	-	627,375,254
	<i>o/w Planting for Food and Jobs</i>	-	397,000,000	178,200,000	-	-	575,200,000	-	575,200,000
	<i>o/w Construction of Dam to hold spillage from Bagre Dam</i>	-	4,643,100	41,787,900	-	-	46,431,000	-	46,431,000
19	Ministry of Fisheries and Aquaculture Development	11,690,644	2,698,973	-	89,673,936	-	104,063,553	-	104,063,553
20	Ministry of lands and Natural Resources	236,893,782	340,019,666	8,391,984	327,706,103	-	348,411,650	-	348,411,650
	<i>o/w MLNR Hqtrs</i>	-	6,534,000	-	-	-	6,534,000	-	6,534,000
	<i>o/w National afforestation programme</i>	-	285,120,000	-	-	-	285,120,000	-	285,120,000
	<i>o/w Ghana Integrated Aluminium Development Company</i>	-	30,003,938	8,391,984	-	-	38,395,922	-	38,395,922
	<i>o/w Operation Vanguard (Anti-Galamsey Operations)</i>	-	18,361,728	-	-	-	18,361,728	-	18,361,728
	<i>o/w Boundary Settlement Commission</i>	-	-	-	-	-	-	-	-
21	Ministry of Trade and Industry	73,630,771	118,444,006	165,000,000	130,916,482	29,737,000	517,728,259	-	517,728,259
	<i>o/w MOTI</i>	-	6,381,726	-	-	29,737,000	36,118,726	-	36,118,726
	<i>o/w One District One Factory Programme</i>	-	90,062,280	165,000,000	-	-	255,062,280	-	255,062,280
	<i>o/w Africa Continental Free Trade Area Secretariat</i>	-	22,000,000	-	-	-	22,000,000	-	22,000,000
22	Ministry of Tourism, Culture and Creative Arts	62,217,682	10,360,979	-	18,172,687	139,763,900	230,515,249	-	230,515,249
23	Ministry of Environment, Science, Tech. and Innovation	268,577,020	-	-	176,667,585	11,894,800	11,894,800	-	11,894,800
	<i>o/w MESTI Hqtrs</i>	-	-	-	-	11,894,800	11,894,800	-	11,894,800
	<i>o/w Science and Technology Project</i>	-	-	-	-	-	-	-	-
24	Ministry of Energy	5,121,361	3,423,321	71,280,000	87,151,462	273,580,400	440,556,543	-	440,556,543
25	Ministry of Business Development	1,174,789	46,862,333	-	-	-	48,037,122	-	48,037,122
	<i>o/w MoBD Hqtrs</i>	-	2,352,953	-	-	-	2,352,953	-	2,352,953
	<i>o/w National Entrepreneurship Innovation Programme</i>	-	44,509,380	-	-	-	44,509,380	-	44,509,380
	Infrastructure	149,711,574	292,441,535	3,087,021,675	198,195,400	5,752,426,386	9,479,796,570	-	9,479,796,570
26	Ministry of Water Resources and Sanitation	18,623,784	8,175,450	46,271,005	4,014,273	1,504,692,200	1,581,776,712	-	1,581,776,712
	<i>o/w MoWRS Hqtrs</i>	-	3,166,227	-	-	1,504,692,200	1,507,858,427	-	1,507,858,427
	<i>o/w Water and Sanitation</i>	-	5,009,223	46,271,005	-	-	51,280,228	-	51,280,228
27	Ministry of Works and Housing	17,409,987	2,438,520	142,560,000	520,536	118,948,000	281,877,053	-	281,877,053
28	Ministry of Roads and Highways	64,168,187	3,124,362	1,626,788,000	14,452,998	2,305,908,086	4,014,441,632	-	4,014,441,632
	<i>o/w MoRH</i>	-	3,124,362	-	-	2,305,908,086	2,309,032,447	-	2,309,032,447
	<i>o/w Roads Infrastructure</i>	-	-	1,426,788,000	-	-	1,426,788,000	-	1,426,788,000
29	Ministry of Communications	28,934,458	15,206,362	-	46,199,126	-	90,339,947	-	90,339,947
	<i>o/w MoC Hqtrs</i>	-	3,326,362	-	-	-	3,326,362	-	3,326,362
	<i>o/w Cyber Security</i>	-	11,880,000	-	-	-	11,880,000	-	11,880,000
30	Ministry of Railways Development	4,548,027	10,486,058	133,746,527	1,440,240	1,308,428,000	1,458,648,852	-	1,458,648,852
	<i>o/w MoRD Hqtrs</i>	-	3,509,293	-	-	1,308,428,000	1,311,937,293	-	1,311,937,293
	<i>o/w Railways Development</i>	-	6,976,765	133,746,527	-	-	140,723,293	-	140,723,293
31	Ministry of Aviation	2,150,412	3,864,273	1,188,000	-	35,684,400	42,887,085	-	42,887,085
32	Ministry of Transport	7,993,223	3,114,306	14,699,451	131,568,227	478,765,700	636,140,907	-	636,140,907
	<i>o/w MoT Hqtrs</i>	-	3,114,306	-	-	478,765,700	481,880,006	-	481,880,006
	<i>o/w Fish Landing Sites</i>	-	-	14,699,451	-	-	14,699,451	-	14,699,451
33	Ministry of Special Development Initiatives	1,182,459	124,573,450	1,121,768,693	-	-	1,247,524,601	-	1,247,524,601
	<i>o/w MSDI Hqtrs</i>	-	27,157,450	224,353,738	-	-	251,511,188	-	251,511,188
	<i>o/w Development Authorities</i>	-	97,416,000	897,414,954	-	-	994,830,954	-	994,830,954
34	Ministry of Inner-City and Zongo Development	4,701,037	121,458,744	-	-	-	126,159,781	-	126,159,781
	<i>o/w MoZD Hqtrs</i>	-	14,538,744	-	-	-	14,538,744	-	14,538,744
	<i>o/w Zongo Development Fund</i>	-	106,920,000	-	-	-	106,920,000	-	106,920,000

“Consolidating the Gains for Growth, Jobs & Prosperity for all”

APPENDIX 4D: SUMMARY OF MDA EXP. ALLOCATION (GH¢) – 2022

Sn.	Ministries / Departments & Agencies	Compensation of Employees	Goods & Services	CAPEX	IGF	DP Funds	Sub-Total	Other Government Obligations	Grand Total
		GoG	GoG	GoG					
	Social	17,884,173,219	1,250,062,375	100,025,952	4,355,159,583	476,242,383	19,854,188,302	-	19,854,188,302
35	Ministry of Education	12,635,132,681	361,954,000	19,958,400	1,951,174,280	333,419,451	13,350,464,533	-	13,350,464,533
	<i>o/w MoE</i>	12,465,220,600	24,354,000	-	-	333,419,451	12,822,994,052	-	12,822,994,052
	<i>o/w Existing Interventions in Education</i>		337,600,000	-	-	-	337,600,000	-	337,600,000
	<i>o/w Construction of 10 Regional STEAM Centres</i>		-	19,958,400	-	-	19,958,400	-	19,958,400
	<i>o/w Teacher Trainee Allowances</i>	169,912,081	-	-	-	-	169,912,081	-	169,912,081
36	Ministry of Employment and Labour Relations	61,247,941	4,331,728	-	143,172,819	85,331	208,837,820	-	208,837,820
37	Ministry of Youth and Sports	21,795,060	23,393,515	2,376,000	479,432	-	48,044,007	-	48,044,007
38	National Commission for Civic Education	63,674,606	8,335,507	1,188,000	-	-	73,198,113	-	73,198,113
39	Ministry of Chieftaincy and Religious Affairs	37,456,241	4,213,060	-	-	-	41,669,302	-	41,669,302
40	Ministry of Health	5,018,987,009	43,179,574	68,187,552	2,260,300,931	118,948,000	5,249,302,135	-	5,249,302,135
	<i>o/w MoH Hqtrs and Agencies</i>	4,787,787,009	25,359,574	-	-	118,948,000	4,932,094,584	-	4,932,094,584
	<i>o/w Mental Health</i>		17,820,000	-	-	-	17,820,000	-	17,820,000
	<i>o/w Health Infrastructure</i>		-	52,743,552	-	-	52,743,552	-	52,743,552
	<i>o/w e-Health Project</i>		-	15,444,000	-	-	15,444,000	-	15,444,000
	<i>o/w Nursing Trainee Allowances</i>	231,200,000	-	-	-	-	231,200,000	-	231,200,000
41	Ministry of Gender, Children and Social Protection	41,986,098	801,875,994	7,128,000	32,122	23,789,600	874,811,814	-	874,811,814
	<i>o/w MGCSOP</i>		5,029,175	7,128,000	-	23,789,600	35,946,775	-	35,946,775
	<i>o/w Livelihood Empowerment Against Poverty</i>		238,486,819	-	-	-	238,486,819	-	238,486,819
	<i>o/w School Feeding Programme</i>		558,360,000	-	-	-	558,360,000	-	558,360,000
42	National Labour Commission	3,893,583	2,778,996	1,188,000	-	-	7,860,578	-	7,860,578
	Public Safety	6,072,940,453	511,888,067	495,818,017	141,029,967	594,740,000	7,816,416,505	-	7,816,416,505
43	Ministry of Justice and Attorney General's Department	108,164,186	11,322,101	10,692,000	37,933,285	-	168,111,572	-	168,111,572
	<i>o/w MoJ Hqtrs</i>		8,946,101	2,376,000	-	-	11,322,101	-	11,322,101
	<i>o/w Construction of Law House</i>		-	7,128,000	-	-	7,128,000	-	7,128,000
	<i>o/w Offices of the Legal Aid Commission</i>		2,376,000	1,188,000	-	-	3,564,000	-	3,564,000
44	Ministry of Defence	1,467,836,080	77,676,451	332,237,600	26,593,980	594,740,000	2,499,084,111	-	2,499,084,111
	<i>o/w MoD Hqtrs and Agencies</i>		55,016,451	-	-	594,740,000	649,756,451	-	649,756,451
	<i>o/w Construction of Forward Operating Base</i>		5,940,000	302,300,000	-	-	308,240,000	-	308,240,000
	<i>o/w Ammunitions and other Accoutrements</i>		-	29,937,600	-	-	29,937,600	-	29,937,600
	<i>o/w Food Rations and Fuel Lifting</i>		16,720,000	-	-	-	16,720,000	-	16,720,000
45	Commission on Human Rights and Administrative Justice	28,054,411	14,498,851	6,534,000	-	-	49,087,262	-	49,087,262
46	Judicial Service	304,284,922	63,586,380	33,256,817	34,827,690	-	435,955,810	-	435,955,810
47	Ministry of the Interior	3,573,697,905	102,297,433	29,937,600	41,675,012	-	3,747,607,950	-	3,747,607,950
	<i>o/w MoI Hqtrs and Agencies</i>		85,687,433	-	-	-	85,687,433	-	85,687,433
	<i>o/w Ammunitions and other Accoutrements</i>		-	29,937,600	-	-	29,937,600	-	29,937,600
	<i>o/w Food Rations and Fuel Lifting</i>		16,610,000	-	-	-	16,610,000	-	16,610,000
48	Ministry of National Security	547,076,091	133,386,425	11,880,000	-	-	692,342,516	-	692,342,516
	<i>o/w MoNS Hqtrs and Agencies</i>		72,886,425	-	-	-	72,886,425	-	72,886,425
	<i>o/w Special Operations</i>		60,500,000	11,880,000	-	-	72,380,000	-	72,380,000
49	Office of the Special Prosecutor	43,826,859	109,120,425	71,280,000	-	-	224,227,284	-	224,227,284
	Sub-Total MDA's	27,591,653,820	8,334,087,579	4,604,469,951	5,815,964,629	8,391,235,684	54,737,411,663	-	54,737,411,663
50	General Government Services	129,407,515	504,986,119	487,787,187	-	-	992,773,307	-	992,773,307
	<i>o/w Other General Government Services Exp.</i>		472,910,119	487,787,187	-	-	960,697,307	-	960,697,307
	<i>o/w National Population and Housing Census</i>		-	-	-	-	-	-	-
	<i>o/w Ghana Integrated Iron and Steel Development Corp.</i>		8,316,000	-	-	-	8,316,000	-	8,316,000
	<i>o/w Minerals Income Investment Fund</i>		23,760,000	-	-	-	23,760,000	-	23,760,000
51	Subscription		184,370,001	-	-	-	184,370,001	-	184,370,001
52	Contingency Vote		501,051,711	310,205,195	-	-	811,256,906	-	811,256,906
53	Ghana Infrastructure Investment Fund (GIIF)		-	-	-	-	-	-	-
54	Pensions	1,774,147,925	-	-	-	-	1,774,147,925	-	1,774,147,925
55	Gratuities	554,421,227	-	-	-	-	554,421,227	-	554,421,227
56	Social Security	2,522,616,581	-	-	-	-	2,522,616,581	-	2,522,616,581
57	Interest Payments		-	-	-	-	-	21,208,926,563	21,208,926,563
58	Social Benefits (Lifeline Consumers of Electricity)		-	-	-	-	-	181,592,402	181,592,402
59	Social Benefits (Social Protection Programme)		-	-	-	-	-	-	-
60	Subsidies on Petroleum products		-	-	-	-	-	229,332,274	229,332,274
61	National Health Fund (NHF)		-	-	-	-	-	3,104,296,899	3,104,296,899
62	Education Trust Fund		-	-	-	-	-	1,972,830,731	1,972,830,731
63	Road Fund		-	-	-	-	-	1,372,026,302	1,372,026,302
64	Petroleum Related Funds		-	-	-	-	-	30,438,010	30,438,010
65	Dist. Ass. Common Fund		-	-	-	-	-	2,983,052,208	2,983,052,208
66	Transfer to GNPC from Oil Revenue		-	-	-	-	-	1,490,747,692	1,490,747,692
67	Other Eamarked Funds		-	-	-	-	-	3,556,053,949	3,556,053,949
68	Subsidies to Utility Companies		-	-	-	-	-	-	-
69	Arrears Clearance (net change)		-	-	-	-	-	-	-
70	Tax Refunds		-	-	-	-	-	-	-
71	Amortisation		-	-	-	-	-	6,759,542,440	6,759,542,440
72	Other Transfers (ESLA)		-	-	-	-	-	3,221,169,563	3,221,169,563
73	Other Transfers (Reallocation to Priority Programmes)		-	-	-	-	-	-	-
	Sub-Total -Multi Sectoral	4,980,593,249	1,190,407,831	797,992,382	-	-	6,839,585,947	46,110,009,033	52,949,594,981
	GRAND TOTAL	32,572,247,069	9,524,495,410	5,402,462,334	5,815,964,629	8,391,235,684	61,706,405,126	46,110,009,033	107,687,006,644

APPENDIX 4E: SUMMARY OF MDA EXP. ALLOCATION (GH¢) – 2023

Sn.	Ministries / Departments & Agencies	Compensation of Employees	Goods & Services	CAPEX	IGF	DP Funds	Sub-Total	Other Government Obligations	Grand Total
		GoG	GoG	GoG					
	Administration	2,993,221,119	6,371,229,560	1,476,805,519	385,022,854	328,523,445	11,554,802,496	-	11,554,802,496
1	Office of Government Machinery	181,238,972	5,389,525,780	94,622,000	84,371,057	59,474,000	5,809,231,809	-	5,809,231,809
	o/w OGM Hqtrs		376,585,845	94,622,000	-	-	471,207,845	-	471,207,845
	o/w Scholarship		273,240,000	-	-	-	273,240,000	-	273,240,000
	o/w Micro Finance and Small Loans Centre (MASLOC)		136,620,000	-	-	-	136,620,000	-	136,620,000
	o/w Nation Builders Corps		1,147,608,000	-	-	-	1,147,608,000	-	1,147,608,000
	o/w National Identification Authority		136,620,000	-	-	-	136,620,000	-	136,620,000
	o/w Office of the Senior Minister		-	-	-	59,474,000	59,474,000	-	59,474,000
	o/w Free Senior High School Programme		3,318,851,935	-	-	-	3,318,851,935	-	3,318,851,935
2	Office of the Head of Civil Service	23,654,420	8,666,598	2,019,600	10,573,607	14,866,490	59,780,714	-	59,780,714
3	Ministry of Planning	2,521,757	3,541,731	2,019,600	-	-	8,083,089	-	8,083,089
4	Ministry of Monitoring and Evaluation	1,264,946	3,467,142	-	-	2,973,700	7,705,788	-	7,705,788
5	Ministry of Regional Reorganisation and Development	1,443,836	37,127,470	252,450,000	-	-	291,021,306	-	291,021,306
	o/w MoRRD Hqtrs		4,338,670	-	-	-	4,338,670	-	4,338,670
	o/w Newly created regions		32,788,800	252,450,000	-	-	285,238,800	-	285,238,800
6	Parliament of Ghana	186,922,899	211,802,516	100,980,000	-	-	499,705,415	-	499,705,415
7	Audit Service	438,959,938	61,479,000	30,294,000	-	-	530,732,938	-	530,732,938
8	Public Services Commission	5,788,911	4,155,234	2,019,600	-	-	11,963,746	-	11,963,746
9	District Assemblies Common Fund	-	-	-	-	-	-	-	-
10	Electoral Commission	77,515,271	445,452,713	882,017,102	-	-	1,404,985,086	-	1,404,985,086
11	Ministry of Foreign Affairs and Regional Integration	517,868,804	22,561,178	1,729,137	162,217,802	2,973,700	707,350,620	-	707,350,620
	o/w MoFARI Hqtrs		22,561,178	-	-	2,973,700	25,534,878	-	25,534,878
	o/w Relocation of Passport office		-	1,729,137	-	-	1,729,137	-	1,729,137
12	Ministry of Finance	482,026,708	73,567,463	92,901,600	102,525,288	99,550,555	850,571,613	-	850,571,613
	o/w MoF Hqtrs		36,555,465	12,117,600	-	99,550,555	148,223,620	-	148,223,620
	o/w Ghana Asset Management Company		5,464,800	-	-	-	5,464,800	-	5,464,800
	o/w Venture Capital		27,324,000	-	-	-	27,324,000	-	27,324,000
	o/w Housing and Mortgage Financing		-	80,784,000	-	-	80,784,000	-	80,784,000
	o/w Public Interest and Accountability Committee		4,223,197	-	-	-	4,223,197	-	4,223,197
13	Ministry of Local Government and Rural Development	951,467,601	54,227,288	15,752,880	-	148,685,000	1,170,132,769	-	1,170,132,769
	o/w MLGRD Hqtrs		12,010,364	4,847,040	-	148,685,000	165,542,404	-	165,542,404
	o/w Local Government Service (incl. RCCs and MMDAs)		42,216,924	10,905,840	-	-	53,122,764	-	53,122,764
14	National Media Commission	2,894,514	2,732,400	-	-	-	5,626,914	-	5,626,914
15	National Development Planning Commission	7,708,002	5,416,264	-	-	-	13,124,266	-	13,124,266
16	Ministry of Information	110,549,135	44,437,208	-	25,335,101	-	180,321,444	-	180,321,444
	o/w Mol Hqtrs		8,916,008	-	-	-	8,916,008	-	8,916,008
	o/w Implementation of the Right to Information Act		27,324,000	-	-	-	27,324,000	-	27,324,000
17	Ministry of Parliamentary Affairs	1,395,406	3,069,573	-	-	-	4,464,979	-	4,464,979
	Economic	840,090,311	1,070,420,383	889,921,804	995,511,286	452,619,814	3,127,601,794	-	3,127,601,794
18	Ministry of Food and Agriculture	114,853,658	470,339,714	373,979,430	11,396,818	354,487,714	1,325,057,335	-	1,325,057,335
	o/w MoFA Hqtrs and Agencies		8,450,149	-	-	354,487,714	362,937,864	-	362,937,864
	o/w Planting for Food and Jobs		456,550,000	302,940,000	-	-	759,490,000	-	759,490,000
	o/w Construction of Dam to hold spillage from Bagre Dam		5,339,565	71,039,430	-	-	76,378,995	-	76,378,995
19	Ministry of Fisheries and Aquaculture Development	12,859,708	3,103,819	-	92,345,253	-	108,308,780	-	108,308,780
20	Ministry of Lands and Natural Resources	260,583,160	391,022,616	14,266,374	361,425,923	-	405,288,989	-	405,288,989
	o/w MLNR Hqtrs		7,514,100	-	-	-	7,514,100	-	7,514,100
	o/w National afforestation programme		327,888,000	-	-	-	327,888,000	-	327,888,000
	o/w Ghana Integrated Aluminium Development Company		34,504,529	14,266,374	-	-	48,770,902	-	48,770,902
	o/w Operation Vanguard (Anti-Galamsey Operations)		21,115,987	-	-	-	21,115,987	-	21,115,987
	o/w Boundary Settlement Commission		-	-	-	-	-	-	-
21	Ministry of Trade and Industry	80,993,848	136,210,607	380,500,000	199,704,141	29,737,000	827,145,596	-	827,145,596
	o/w MOTI		7,338,985	-	-	29,737,000	37,075,985	-	37,075,985
	o/w One District One Factory Programme		103,571,622	380,500,000	-	-	484,071,622	-	484,071,622
	o/w Africa Continental Free Trade Area Secretariat		25,300,000	-	-	-	25,300,000	-	25,300,000
22	Ministry of Tourism, Culture and Creative Arts	68,439,451	11,915,126	-	35,503,770	41,631,800	157,490,146	-	157,490,146
23	Ministry of Environment, Science, Tech. and Innovation	295,434,722	-	-	203,518,000	2,973,700	2,973,700	-	2,973,700
	o/w MESTI Hqtrs		-	-	-	2,973,700	2,973,700	-	2,973,700
	o/w Science and Technology Project		-	-	-	-	-	-	-
24	Ministry of Energy	5,633,497	3,936,819	121,176,000	91,617,382	23,789,600	246,153,297	-	246,153,297
25	Ministry of Business Development	1,292,268	53,891,683	-	-	-	55,183,950	-	55,183,950
	o/w MoBD Hqtrs		2,705,896	-	-	-	2,705,896	-	2,705,896
	o/w National Entrepreneurship Innovation Programme		51,185,787	-	-	-	51,185,787	-	51,185,787
	Infrastructure	164,682,731	336,307,765	5,428,429,314	229,178,568	2,685,118,979	8,843,717,356	-	8,843,717,356
26	Ministry of Water Resources and Sanitation	20,486,163	9,401,768	128,660,708	6,253,252	568,147,896	732,949,786	-	732,949,786
	o/w MoWRS Hqtrs		3,641,161	-	-	568,147,896	571,789,057	-	571,789,057
	o/w Water and Sanitation		5,760,607	128,660,708	-	-	134,421,315	-	134,421,315
27	Ministry of Works and Housing	19,150,986	2,804,310	442,352,000	589,621	118,948,000	583,844,917	-	583,844,917
28	Ministry of Roads and Highways	70,585,005	3,593,016	2,425,539,600	14,937,493	650,936,983	3,165,592,097	-	3,165,592,097
	o/w MoRH		3,593,016	-	-	650,936,983	654,529,998	-	654,529,998
	o/w Roads Infrastructure		-	2,425,539,600	-	-	2,425,539,600	-	2,425,539,600
29	Ministry of Communications	31,827,904	17,487,316	-	54,949,381	-	104,264,602	-	104,264,602
	o/w MoC Hqtrs		3,825,316	-	-	-	3,825,316	-	3,825,316
	o/w Cyber Security		13,662,000	-	-	-	13,662,000	-	13,662,000
30	Ministry of Railways Development	5,002,830	12,058,966	497,861,563	1,584,265	838,583,400	1,355,091,023	-	1,355,091,023
	o/w MoRD Hqtrs		4,035,686	-	-	838,583,400	842,619,086	-	842,619,086
	o/w Railways Development		8,023,280	427,369,097	-	-	435,392,377	-	435,392,377
31	Ministry of Aviation	2,365,454	4,443,914	-	-	-	8,828,967	-	8,828,967
32	Ministry of Transport	8,792,545	3,581,452	24,989,066	150,864,555	508,502,700	696,730,319	-	696,730,319
	o/w MoT Hqtrs		3,581,452	-	-	508,502,700	512,084,152	-	512,084,152
	o/w Fish Landing Sites		-	24,989,066	-	-	24,989,066	-	24,989,066
33	Ministry of Special Development Initiatives	1,300,705	143,259,467	1,907,006,777	-	-	2,051,566,949	-	2,051,566,949
	o/w MSDI Hqtrs		21,231,067	381,401,355	-	-	412,632,422	-	412,632,422
	o/w Development Authorities		112,028,400	1,525,605,422	-	-	1,637,633,822	-	1,637,633,822
34	Ministry of Inner-City and Zongo Development	5,171,140	139,677,556	-	-	-	144,848,696	-	144,848,696
	o/w MoZD Hqtrs		16,719,556	-	-	-	16,719,556	-	16,719,556
	o/w Zongo Development Fund		122,958,000	-	-	-	122,958,000	-	122,958,000

“Consolidating the Gains for Growth, Jobs & Prosperity for all”

APPENDIX 4E: SUMMARY OF MDA EXP. ALLOCATION (GH¢) – 2023

Sn.	Ministries / Departments & Agencies	Compensation of Employees	Goods & Services	CAPEX	IGF	DP Funds	Sub-Total	Other Government Obligations	Grand Total
		GoG	GoG	GoG					
	Social	19,672,590,541	1,437,571,731	370,044,118	4,683,298,238	229,319,849	21,868,090,992	-	21,868,090,992
35	Ministry of Education	13,898,645,949	416,247,100	133,929,280	2,095,784,479	92,529,649	14,541,351,979	-	14,541,351,979
	<i>o/w MoE</i>	13,728,733,868	28,007,100	100,000,000	-	92,529,649	13,949,270,618	-	13,949,270,618
	<i>o/w Existing Interventions in Education</i>		388,240,000	-	-	-	388,240,000	-	388,240,000
	<i>o/w Construction of 10 Regional STEAM Centres</i>		-	33,929,280	-	-	33,929,280	-	33,929,280
	<i>o/w Teacher Trainee Allowances</i>	169,912,081	-	-	-	-	169,912,081	-	169,912,081
36	Ministry of Employment and Labour Relations	67,372,735	4,981,488	-	158,022,426	-	230,376,649	-	230,376,649
37	Ministry of Youth and Sports	23,974,566	26,902,542	4,039,200	506,720	-	55,423,029	-	55,423,029
38	National Commission for Civic Education	70,042,066	9,585,833	2,019,600	-	-	81,647,499	-	81,647,499
39	Ministry of Chieftaincy and Religious Affairs	41,201,865	4,845,019	-	-	-	46,046,885	-	46,046,885
40	Ministry of Health	5,520,885,710	49,656,510	215,918,838	2,428,949,007	136,790,200	5,923,251,259	-	5,923,251,259
	<i>o/w MoH Hqtrs and Agencies</i>	5,289,685,710	29,163,510	-	-	136,790,200	5,455,639,421	-	5,455,639,421
	<i>o/w Mental Health</i>		20,493,000	-	-	-	20,493,000	-	20,493,000
	<i>o/w Health Infrastructure</i>		-	189,664,038	-	-	189,664,038	-	189,664,038
	<i>o/w e-Health Project</i>		-	26,254,800	-	-	26,254,800	-	26,254,800
	<i>o/w Nursing Trainee Allowances</i>	231,200,000	-	-	-	-	231,200,000	-	231,200,000
41	Ministry of Gender, Children and Social Protection	46,184,708	922,157,393	12,117,600	35,607	-	980,495,308	-	980,495,308
	<i>o/w MGCSOP</i>		5,783,551	12,117,600	-	-	17,901,151	-	17,901,151
	<i>o/w Livelihood Empowerment Against Poverty</i>		274,259,842	-	-	-	274,259,842	-	274,259,842
	<i>o/w School Feeding Programme</i>		642,114,000	-	-	-	642,114,000	-	642,114,000
42	National labour Commission	4,282,941	3,195,845	2,019,600	-	-	9,498,386	-	9,498,386
	Public Safety	6,680,234,499	588,671,277	1,042,890,629	158,086,368	309,264,800	8,779,147,574	-	8,779,147,574
43	Ministry of Justice and Attorney General's Department	118,980,605	13,020,416	18,176,400	41,749,338	-	191,926,758	-	191,926,758
	<i>o/w MoJ Hqtrs</i>		10,288,016	4,039,200	-	-	14,327,216	-	14,327,216
	<i>o/w Construction of Law House</i>		-	12,117,600	-	-	12,117,600	-	12,117,600
	<i>o/w Offices of the Legal Aid Commission</i>		2,732,400	2,019,600	-	-	4,752,000	-	4,752,000
44	Ministry of Defence	1,614,619,688	89,327,919	664,803,920	27,191,700	309,264,800	2,705,208,027	-	2,705,208,027
	<i>o/w MoD Hqtrs and Agencies</i>		63,268,919	-	-	309,264,800	372,533,719	-	372,533,719
	<i>o/w Construction of Forward Operating Base</i>		6,831,000	513,910,000	-	-	520,741,000	-	520,741,000
	<i>o/w Ammunitions and other Accoutrements</i>		-	150,893,920	-	-	150,893,920	-	150,893,920
	<i>o/w Food Rations and Fuel Lifting</i>		19,228,000	-	-	-	19,228,000	-	19,228,000
45	Commission on Human Rights and Administrative Justice	30,859,852	16,673,679	11,107,800	-	-	58,641,331	-	58,641,331
46	Judicial Service	334,713,414	73,124,337	56,536,589	42,235,956	-	506,610,297	-	506,610,297
47	Ministry of the Interior	3,931,067,695	117,642,048	150,893,920	46,909,375	-	4,246,513,038	-	4,246,513,038
	<i>o/w MoI Hqtrs and Agencies</i>		98,540,548	-	-	-	98,540,548	-	98,540,548
	<i>o/w Ammunitions and other Accoutrements</i>		-	150,893,920	-	-	150,893,920	-	150,893,920
	<i>o/w Food Rations and Fuel Lifting</i>		19,101,500	-	-	-	19,101,500	-	19,101,500
48	Ministry of National Security	601,783,700	153,394,389	20,196,000	-	-	775,374,089	-	775,374,089
	<i>o/w MoNS Hqtrs and Agencies</i>		83,819,389	-	-	-	83,819,389	-	83,819,389
	<i>o/w Special Operations</i>		69,575,000	20,196,000	-	-	89,771,000	-	89,771,000
49	Office of the Special Prosecutor	48,209,544	125,488,489	121,176,000	-	-	294,874,034	-	294,874,034
	Sub-Total MDA's	30,350,819,202	9,804,200,716	9,208,091,383	6,451,097,315	4,004,846,887	59,819,055,503	-	59,819,055,503
50	General Government Services	142,348,267	930,734,037	1,229,238,219	-	-	2,159,972,256	-	2,159,972,256
	<i>o/w Other General Government Services Exp.</i>		893,846,637	1,229,238,219	-	-	2,123,084,856	-	2,123,084,856
	<i>o/w National Population and Housing Census</i>		-	-	-	-	-	-	-
	<i>o/w Ghana Integrated Iron and Steel Development Corp.</i>	-	9,563,400	-	-	-	9,563,400	-	9,563,400
	<i>o/w Minerals Income Investment Fund</i>		27,324,000	-	-	-	27,324,000	-	27,324,000
51	Subscription		212,025,501	-	-	-	212,025,501	-	212,025,501
52	Contingency Vote		577,679,191	727,348,832	-	-	1,305,028,023	-	1,305,028,023
53	Ghana Infrastructure Investment Fund (GIIF)		-	-	-	-	-	-	-
54	Pensions	1,951,562,718	-	-	-	-	1,951,562,718	-	1,951,562,718
55	Gratuities	609,863,349	-	-	-	-	609,863,349	-	609,863,349
56	Social Security	2,774,878,240	-	-	-	-	2,774,878,240	-	2,774,878,240
57	Interest Payments		-	-	-	-	-	22,489,327,123	22,489,327,123
58	Social Benefits (Lifeline Consumers of Electricity)		-	-	-	-	-	199,751,642	199,751,642
59	Social Benefits (Social Protection Programme)		-	-	-	-	-	-	-
60	Subsidies on Petroleum products		-	-	-	-	-	247,678,856	247,678,856
61	National Health Fund (NHF)		-	-	-	-	-	3,595,428,187	3,595,428,187
62	Education Trust Fund		-	-	-	-	-	2,345,128,001	2,345,128,001
63	Road Fund		-	-	-	-	-	1,511,421,365	1,511,421,365
64	Petroleum Related Funds		-	-	-	-	-	33,530,449	33,530,449
65	Dist. Ass. Common Fund		-	-	-	-	-	3,431,014,080	3,431,014,080
66	Transfer to GNPC from Oil Revenue		-	-	-	-	-	1,646,720,488	1,646,720,488
67	Other Earmarked Funds		-	-	-	-	-	4,114,144,298	4,114,144,298
68	Subsidies to Utility Companies		-	-	-	-	-	-	-
69	Arears Clearance (net change)		-	-	-	-	-	-	-
70	Tax Refunds		-	-	-	-	-	-	-
71	Amortisation		-	-	-	-	-	9,106,950,912	9,106,950,912
72	Other Transfers (ESLA)		-	-	-	-	-	3,533,982,060	3,533,982,060
73	Other Transfers (Reallocation to Priority Programmes)		-	-	-	-	-	-	-
	Sub-Total -Multi Sectoral	5,478,652,574	1,720,438,730	1,956,587,050	-	-	9,013,330,087	52,255,077,461	61,268,407,548
	GRAND TOTAL	35,829,471,776	11,524,639,446	11,164,678,433	6,451,097,315	4,004,846,887	68,974,733,857	52,255,077,461	121,229,811,318

APPENDIX 5: BREAKDOWN OF PROJECTED ABFA SPENDING (GH¢) – 2020

S/N	MDA	Goods and Services	CAPEX
1	Office of Government Machinery	1,297,763,595	
	<i>o/w Free Senior High School Programme</i>	1,297,763,595	
2	Ministry of Finance	3,091,200	
	<i>o/w Public Interest and Accountability Committee</i>	3,091,200	
3	Ministry of Regional Reorganisation and Development		125,000,000
	<i>o/w Capitalisation of NewRegions</i>		125,000,000
4	Ministry of Food and Agriculture		225,978,000
	<i>o/w Planting for Food and Jobs</i>		150,000,000
	<i>o/w Construction of Dam to hold spillage from Bagre Dam</i>		75,978,000
5	Ministry of Trade and Industry		78,000,000
	<i>o/w One District One Factory Programme</i>		78,000,000
6	Ministry of Energy		60,000,000
7	Ministry of Water Resources and Sanitation		38,948,657
	<i>o/w Water and Sanitation</i>		38,948,657
8	Ministry of Works and Housing		120,000,000
9	Ministry of Roads and Highways		1,201,000,000
	<i>o/w Roads Infrastructure</i>		1,201,000,000
10	Ministry of Railways Development		112,581,252
	<i>o/w Railways Development</i>		112,581,252
11	Ministry of Transport		12,373,275
	<i>o/w Fish Landing Sites</i>		12,373,275
12	Ministry of Special Development Initiatives		944,249,741
	<i>o/w MSDI Hqtrs</i>		188,849,948
	<i>o/w Development Authorities</i>		755,399,793
13	Ministry of Education		16,800,000
	<i>o/w Construction of 10 Regional STEAM Centres</i>		16,800,000
14	Ministry of Health		57,396,929
	<i>o/w Health Infrastructure</i>		44,396,929
	<i>o/w e-Health Project</i>		13,000,000
15	Ministry of Defence		43,000,000
	<i>o/w Construction of Forward Operating Base</i>		43,000,000
	Total	1,300,854,795	3,035,327,854

APPENDIX 6: COST OF GOVERNMENT FLAGSHIP PROGRAMMES (GH¢) – 2020

SN.	DESCRIPTION	AMOUNT
1	Free SHS	2,429,257,748.00
2	Infrastructure for Poverty Eradication Programme	1,046,749,741.00
3	Road Infrastructure	1,200,000,000.00
4	Nation Builders Corps	840,000,000.00
5	School Feeding Programme	470,000,000.00
6	Planting for Food and Jobs	400,000,000.00
7	Livelihood Empowerment Against Poverty	200,746,481.00
8	Micro Finance and Small Loans Centre	100,000,000.00
9	One District –One Factory Initiative	150,810,000.00
10	Railways Development	117,453,950.00
11	National Identification Authority	100,000,000.00
12	Capitalisation of New Regions	149,000,000.00
13	Zongo Development Fund	100,000,000.00
14	Water and Sanitation	42,165,175.00
15	Fish Landing Sites	10,373,275.00
16	Government Communication	6,000,000.00
17	o/w Teacher Trainee Allowances	169,912,081.00
	o/w Nursing Trainee Allowances	231,200,000.00
Grand Total		7,763,668,451.00

APPENDIX 7: MDA STAFF ESTABLISHMENTS AND COST (GH¢) – 2020

SN	MDA	STAFF STRENGTH	2020 COST
	Administration	52,507	2,249,594,997
1	Office of Government Machinery	1,696	136,212,551
2	Office of the Head of Civil Service	784	17,777,793
3	Ministry of Planning	32	1,895,260
4	Ministry of Monitoring and Evaluation	22	950,687
5	Ministry of Regional Reorganisation and Development	22	1,085,134
6	Parliament of Ghana	752	140,484,382
7	Audit Service	2,205	329,906,158
8	Public Services Commission	93	4,350,733
9	District Assemblies Common Fund		-
10	Electoral Commission	1,138	58,257,629
11	Ministry of Foreign Affairs and Regional Integration	1,925	389,211,162
12	Ministry of Finance	4,881	362,273,560
13	Ministry of Local Government and Rural Development	36,142	715,088,084
14	National Media Commission	11	2,175,410
15	National Development Planning Commission	60	5,793,051
16	Ministry of Information	2,723	83,084,667
17	Ministry of Parliamentary Affairs	21	1,048,736
	Economic	17,405	631,381,006
18	Ministry of Food and Agriculture	3,387	86,319,789
19	Ministry of Fisheries and Aquaculture Development	348	9,664,884
20	Ministry of lands and Natural Resources	5,862	195,844,727
21	Ministry of Trade and Industry	1,149	60,872,000
22	Ministry of Tourism, Culture and Creative Arts	1,480	51,436,576
23	Ministry of Environment, Science, Tech. and Innovation	4,988	222,037,880
24	Ministry of Energy	156	4,233,929
25	Ministry of Business Development	35	971,221
	Infrastructure	4,440	123,769,489
26	Ministry of Water Resources and Sanitation	438	15,396,647
27	Ministry of Works and Housing	601	14,393,177
28	Ministry of Roads and Highways	1,773	53,049,096
29	Ministry of Communications	574	23,920,683
30	Ministry of Railways Development	91	3,759,943
31	Ministry of Aviation	41	1,777,788
32	Ministry of Transport	849	6,608,154
33	Ministry of Special Development Initiatives	26	977,562
34	Ministry of Inner-City and Zongo Development	47	3,886,439
	Social	521,087	14,785,196,114
35	Ministry of Education	387,029	10,445,711,542
36	Ministry of Employment and Labour Relations	2,081	50,634,872
37	Ministry of Youth and Sports	743	18,018,403
38	National Commission for Civic Education	1,398	52,641,043
39	Ministry of Chieftaincy and Religious Affairs	589	30,965,808
40	Ministry of Health	128,016	4,149,294,816
41	Ministry of Gender, Children and Social Protection	1,172	34,710,729
42	National labour Commission	59	3,218,901
	Public Safety	107,089	5,020,618,761
43	Ministry of Justice and Attorney General's Department	1,253	89,421,450
44	Ministry of Defence	31,977	1,213,488,823
45	Commission on Human Rights and Administrative Justice	696	23,193,131
46	Judicial Service	5,133	251,558,302
47	Ministry of the Interior	64,072	2,954,446,019
48	Ministry of National Security	3,707	452,278,514
49	Office of the Special Prosecutor	251	36,232,522
	Sub-Total MDA's	702,528	22,810,560,367
51	General Government Services		106,983,726
54	Pensions		1,103,762,411
55	Gratuities		458,350,882
56	Social Security		2,085,496,512
	Sub-Total -Multi Sectoral	-	3,754,593,531
	GRAND TOTAL	702,528	26,565,153,898

APPENDIX 8A: IGF ACTUAL PERFORMANCE (GH¢) – 2016-2018

MMDA	(A) 2016	(B)2017	A-B Variance (-or +)	(C)2018	B-C Variance (- or +)
JOMORO	666,404	490,313	(176,092)	867,288	376,975
SEFWI WIAWSO	3,237,781	1,225,238	(2,012,543)	1,632,063	406,826
BIBIANI ANHW. BEKWAI	3,344,168	1,933,355	(1,410,813)	3,661,790	1,728,435
WASSA AMENFI WEST	334,832	335,557	726	700,011	364,454
AHANTA WEST	1,277,393	1,200,460	(76,933)	1,300,051	99,591
AOWIN	601,836	704,723	102,887	680,189	(24,534)
TARKWA NSUAEM MUNICIPAL	8,400,276	5,720,072	(2,680,204)	7,825,492	2,105,419
SEKONDI-TAKORADI METRO	7,391,273	8,222,811	831,538	8,838,260	615,449
WASSA EAST	1,170,528	833,115	(337,413)	1,112,910	279,795
NZEMA EAST MUNICIPAL	263,654	312,213	48,558	449,348	137,135
JUABESO	401,836	377,160	(24,676)	312,373	(64,787)
WASSA AMENFI EAST	1,615,751	1,016,062	(599,689)	902,499	(113,564)
BIA EAST	210,661	306,530	95,869	375,034	68,504
SHAMA	612,544	673,902	61,358	918,487	244,585
PRESTEA HUNI VALLEY	8,455,959	3,346,433	(5,109,526)	5,579,243	2,232,810
SEFWI AKONTOMBRA	217,825	204,085	(13,740)	224,493	20,408
ELLEMBELE	2,388,077	2,023,998	(364,079)	2,760,551	736,553
BIA WEST	165,911	405,897	239,986	349,770	(56,127)
BODIE	94,514	119,644	25,130	187,112	67,469
SUAMAN	185,741	93,533	(92,208)	169,954	76,421
WASSA AMENFI CENTRAL	290,493	285,446	(5,047)	506,024	220,579
MPORHOR	463,601	259,265	(204,336)	693,235	433,971
EFFIA-KWESIMINTSIM				1,012,251	1,012,251
NKWANTA SOUTH	178,571	212,196	33,626	302,377	90,181
JASIKAN	149,682	267,037	117,354	238,893	(28,143)
SOUTH TONGU	437,653	402,751	(34,902)	556,676	153,925
HO MUNICIPAL	1,577,461	2,038,828	461,367	2,337,896	299,068
KADJEBI	278,116	334,228	56,112	208,008	(126,220)
KPANDO	276,956	268,775	(8,181)	409,285	140,511
AKATSI SOUTH	320,606	247,634	(72,972)	392,305	144,671
KRACHI WEST	222,844	156,189	(66,655)	163,081	6,892
CENTRAL TONGU	188,157	268,538	80,381	329,671	61,133
KETU SOUTH	858,102	858,557	455	1,165,329	306,772
HOHOE	715,720	657,442	(58,278)	1,008,427	350,985
KETA	445,393	471,784	26,391	468,800	(2,984)
AGORTIME ZIOPE	364,890	222,141	(142,749)	169,495	(52,646)
KRACHI EAST	491,558	438,720	(52,837)	601,994	163,274
SOUTH DAYI	332,402	337,316	4,914	413,066	75,750
BIAKOYE	90,459	170,475	80,016	159,211	(11,264)
NKWANTA NORTH	185,423	277,285	91,862	356,925	79,640
KETU NORTH	298,598	386,909	88,311	407,447	20,538
AKATSI NORTH	134,519	109,559	(24,960)	134,190	24,630
AFADZATO SOUTH	128,427	171,937	43,510	167,220	(4,717)
KRACHI NTSUMURU	102,986	128,573	25,587	88,550	(40,023)
HO WEST	193,598	290,115	96,517	417,255	127,140
NORTH DAYI	357,989	127,952	(230,037)	159,462	31,510
NORTH TONGU	519,292	463,893	(55,399)	518,917	55,024
ADAKLU	317,449	234,836	(82,613)	166,240	(68,596)
ABURA-ASEBU-KWAMAN.	197,195	200,427	3,232	292,492	92,065
CAPE COAST METRO	2,193,801	2,000,359	(193,442)	3,143,651	1,143,293
GOMOA WEST	320,094	389,272	69,178	454,688	65,416
ASIKUMA-ODOBEN-BRAKWA	251,251	290,581	39,330	334,513	43,932
ASSIN NORTH	463,264	622,028	158,764	630,867	8,838
TWIFU ATI-MORKWA	427,289	583,796	156,508	533,032	(50,764)
MFANTSEMAN	948,558	1,214,531	265,973	1,310,287	95,756
AGONA WEST	1,179,243	1,502,741	323,499	1,517,411	14,670
KOMENDA-EDINA-EGU.-ABR.	520,244	719,210	198,967	702,473	(16,737)
AJUMAKO-ENYAM-ESSIAM	239,039	259,071	20,031	371,675	112,604
UPPER DENKYIRA WEST	1,035,351	758,868	(276,483)	2,145,034	1,386,165
EFFUTU MUNICIPAL	654,406	838,578	184,171	1,066,771	228,193
ASSIN SOUTH	152,662	183,575	30,913	223,349	39,773
GOMOA EAST	528,970	727,015	198,044	438,376	(288,639)
AWUTU SENYA	501,261	394,586	(106,675)	621,471	226,885
UPPER DENKYIRA EAST	611,233	408,500	(202,734)	451,441	42,942
AGONA EAST	235,212	253,422	18,210	383,418	129,995
AWUTU SENYA EAST	1,788,965	2,712,437	923,473	3,149,174	436,736
TWIFU-HEMANG LOWER DENKYIRA	335,758	168,418	(167,340)	197,287	28,869
EKUMFI	55,509	172,701	117,192	97,180	(75,521)
ASSIN NORTH				122,167	122,167
GOMOA EAST				442,856	442,856
SISSALA EAST	562,096	430,615	(131,481)	783,918	353,303
JIRAPA	141,622	174,510	32,888	333,467	158,958
NADOWLI-KALEO	194,147	76,771	(117,376)	137,120	60,350
WA MUNICIPAL	598,896	815,525	216,629	945,463	129,938
LAWRA	90,817	94,556	3,739	152,937	58,381
SISSALA WEST	358,492	331,598	(26,894)	305,835	(25,764)
WA EAST	460,472	349,207	(111,265)	682,657	333,450
WA WEST	285,464	175,328	(110,137)	253,403	78,076
LAMBUSSIE KANI	243,312	137,966	(105,346)	199,764	61,799
NANDOM	131,738	94,990	(36,747)	116,633	21,643
DAFFIAMA-BISSIE-ISSA	740,658	133,636	(607,022)	194,166	60,530

APPENDIX 8A: IGF ACTUAL PERFORMANCE (GH¢) – 2016-2018

MMDA	(A) 2016	(B)2017	A-B Variance (-or +)	(C)2018	B-C Variance (- or +)
KASSENA - NANKANA WEST	259,537	297,442	37,905	369,981	72,538
BOLGATANGA MUNICIPAL	1,230,639	1,248,744	18,105	923,861	(324,883)
BONGO	236,778	194,078	(42,700)	271,715	77,638
BUILSA NORTH	137,835	129,053	(8,782)	132,220	3,167
BAWKU MUN	897,827	750,002	(147,826)	997,148	247,147
BAWKU WEST	323,366	310,085	(13,281)	325,492	15,407
GARU - TEMPANE	313,384	405,041	91,657	275,795	(129,247)
TALENSI	243,852	142,733	(101,119)	178,234	35,501
KASSENA-NANKANA EAST	918,367	340,331	(578,036)	416,617	76,286
BINDURI	28,507	59,981	31,474	49,974	(10,007)
PUSIGA	214,700	295,516	80,816	319,702	24,186
BUILSA SOUTH	79,764	317,302	237,538	154,946	(162,355)
NABDAM	52,348	62,481	10,133	100,386	37,905
BOLGATANGA EAST				28,181	28,181
TEMPANE				52,316	52,316
KUMASI METRO.	22,904,161	35,292,656	12,388,495	22,708,381	(12,584,275)
AHAFO ANO NORTH	422,403	365,533	(56,870)	375,722	10,189
SEKYERE EAST	441,995	373,452	(68,542)	553,832	180,380
ASANTE AKIM NORTH	470,592	469,478	(1,115)	609,670	140,193
AMANSIE WEST	995,912	1,193,606	197,694	2,583,542	1,389,936
ADANSI SOUTH	576,902	561,833	(15,069)	378,589	(183,244)
BOSOMTWE	543,952	526,989	(16,964)	1,178,960	651,971
AFIGYA KWABRE	987,413	1,063,814	76,401	912,426	(151,388)
EJURA SEKYEDUMASE	807,851	813,217	5,366	1,033,968	220,751
AHAFO ANO SOUTH	364,920	389,758	24,837	411,846	22,088
KWABRE EAST	818,927	991,801	172,874	1,162,785	170,984
ASANTE AKIM SOUTH	482,296	533,490	51,194	620,858	87,367
EJISU-JUABEN	1,276,014	1,541,937	265,923	1,585,828	43,891
OFFINSO	406,322	574,869	168,547	709,564	134,694
SEKYERE CENTRAL	393,545	503,781	110,236	581,930	78,149
ATWIMA NWABIAGYA	826,474	1,146,438	319,965	894,698	(251,740)
AMANSIE CENTRAL	468,654	378,115	(90,539)	427,645	49,530
OBUASI MUN	3,202,317	2,833,558	(368,759)	1,925,270	(908,288)
ADANSI NORTH	358,644	395,222	36,578	263,298	(131,924)
BEKWAI MUN	767,286	799,485	32,199	1,191,427	391,942
ATWIMA - MPONUA	425,414	377,728	(47,686)	360,186	(17,542)
OFFINSO NORTH	331,703	385,848	54,145	351,142	(34,706)
MAMPONG	758,710	1,410,604	651,894	1,357,971	(52,633)
BOSOME FREHO	95,375	249,755	154,380	200,368	(49,386)
ATWIMA-KWANWOMA	569,516	627,098	57,582	1,065,863	438,765
SEKYERE SOUTH	787,332	674,928	(112,404)	634,285	(40,643)
SEKYERE AFRAM PLAINS	121,515	66,417	(55,098)	56,373	(10,044)
ASOKORE MAMPONG	2,707,487	927,217	(1,780,270)	1,454,354	527,137
ASANTI AKIM CENTRAL	789,311	721,923	(67,388)	877,327	155,403
SEKYERE KUMAWU	387,687	506,971	119,284	722,624	215,654
AHAFO ANO SOUTH EAST	-	-	-	131,784	131,784
ATWIMA NWABIAGYA NORTH	-	-	-	358,743	358,743
AKROFUOM	-	-	-	72,983	72,983
ADANSI ASOKWA	-	-	-	98,346	98,346
OBUASI EAST	-	-	-	403,843	403,843
AFIGYA KWABRE NORTH	-	-	-	189,810	189,810
AMANSIE SOUTH	-	-	-	1,156,782	1,156,782
OFORIKROM	-	-	-	960,753	960,753
KWADASO	-	-	-	994,884	994,884
OLA TAFO	-	-	-	766,799	766,799
ASOKWA	-	-	-	1,787,542	1,787,542
SUAME	-	-	-	1,213,041	1,213,041
JUABEN	-	-	-	209,750	209,750
ATEBUBU-AMANTIN	678,195	996,317	318,122	1,679,813	683,496
WENCHI	509,449	605,802	96,353	918,492	312,690
NKORANZA SOUTH	330,408	415,540	85,132	583,956	168,417
ASUTIFI NORTH	4,893,475	2,203,916	(2,689,559)	4,421,152	2,217,236
TANO SOUTH	251,977	323,593	71,616	458,657	135,064
TECHIMAN MMUNICIPAL	2,505,682	1,964,186	(541,496)	2,202,818	238,632
SUNYANI MUNICIPAL	1,714,236	1,811,576	97,340	2,327,651	516,075
ASUNAFO NORTH MUNICIPAL	1,082,201	1,108,169	25,967	957,191	(150,978)
SENE WEST	296,589	356,306	59,718	339,372	(16,934)
DORMAA CENTRAL MUNICIPAL	1,235,295	565,545	(669,750)	1,289,029	723,483
KINTAMPO NORTH MUNICIPAL	622,238	649,614	27,376	752,283	102,670
JAMAN SOUTH	301,479	320,410	18,931	442,574	122,164
BEREKUM MUNICIPAL	775,919	687,290	(88,628)	920,938	233,647
ASUNAFO SOUTH	236,362	187,332	(49,029)	633,377	446,044
JAMAN NORTH	317,746	443,336	125,590	1,279,882	836,546
KINTAMPO SOUTH	222,760	254,654	31,894	328,434	73,780
PRU	398,141	515,397	117,256	539,322	23,926
TAIN	464,280	249,791	(214,488)	224,930	(24,861)
TANO NORTH	1,201,375	1,009,071	(192,303)	754,576	(254,495)
SUNYANI WEST	483,906	470,900	(13,006)	594,065	123,165
DORMAA EAST	191,788	226,522	34,734	263,114	36,591
NKORANZA NORTH	138,329	228,156	89,827	252,355	24,199
SENE EAST	237,368	243,376	6,008	262,428	19,052
BANDA	215,239	256,342	41,103	184,720	(71,621)
ASUTIFI SOUTH	379,890	541,691	161,800	427,687	(114,004)
TAKYIMAN NORTH	174,579	249,237	74,658	389,545	140,308
DORMAA WEST	104,367	167,113	62,747	241,302	74,188
PRU WEST				134,646	134,646
BEREKUM WEST				89,376	89,376

APPENDIX 8A: IGF ACTUAL PERFORMANCE (GH¢) – 2016-2018

MMDA	(A) 2016	(B)2017	A-B Variance (-or +)	(C)2018	B-C Variance (- or +)
FANTEAKWA	679,868	702,131	22,262	536,420	(165,711)
EAST AKIM	1,028,736	1,230,616	201,881	953,947	(276,669)
AKUAPEM NORTH	801,717	1,068,607	266,890	1,180,170	111,564
BIRIM CENTRAL	972,527	980,094	7,567	1,231,676	251,582
YILO KROBO	1,353,119	750,132	(602,987)	909,239	159,106
BIRIM NORTH	2,310,932	1,522,853	(788,079)	4,936,101	3,413,248
KWAHU SOUTH	333,415	399,190	65,775	577,994	178,803
ASUOGYAMAN	535,001	671,334	136,333	649,380	(21,954)
KWAHU AFRAM PLAINS NORTH	371,868	256,888	(114,979)	222,366	(34,522)
SUHUM	845,582	959,747	114,165	929,217	(30,531)
NSAWAM ADOAGYIRI	1,067,328	1,349,913	282,584	1,479,270	129,358
NEW JUABEN	4,346,144	4,923,582	577,438	4,850,162	(73,420)
LOWER MANYA	762,727	634,422	(128,305)	707,795	73,372
WEST AKIM	574,391	947,075	372,684	1,085,567	138,492
KWAEBIBIRIM	592,118	830,111	237,993	632,135	(197,976)
KWAHU WEST	902,885	1,104,941	202,056	1,426,694	321,753
ATIWA	646,754	693,633	46,879	415,226	(278,407)
UPPER MANYA	445,762	510,198	64,436	577,532	67,335
KWAHU EAST	323,685	376,986	53,301	364,257	(12,730)
BIRIM SOUTH	335,276	332,376	(2,900)	404,534	72,159
AKYEMANSA	189,355	312,262	122,907	265,084	(47,178)
AYENSUANO	254,682	378,757	124,075	429,327	50,570
DENKYEMBOUR	365,538	975,009	609,471	985,676	10,667
KWAHU AFRAM PLAINS SOUTH	134,569	449,655	315,085	465,416	15,761
UPPER WEST AKYEM	393,841	361,260	(32,581)	562,477	201,217
AKWAPIM SOUTH	351,643	445,589	93,946	535,569	89,980
OKERE				224,548	224,548
ATIWA EAST				360,445	360,445
FANTEAKWA SOUTH				346,577	346,577
ASENE/MANSO/AKROSO				98,728	98,728
ABUAKWA NORTH				538,359	538,359
NEW JUABEN NORTH				479,715	479,715
SHAI OSODUKU	2,015,065	3,650,486	1,635,421	2,785,083	(865,403)
ACCRA METRO.	29,927,069	42,694,295	12,767,226	50,589,102	7,894,807
GA WEST	5,435,553	5,680,024	244,471	4,941,912	(738,112)
ADA EAST	446,337	541,998	95,661	1,040,827	498,828
TEMA METRO	24,250,293	26,129,867	1,879,574	18,997,931	(7,131,936)
GA EAST	4,093,925	4,322,518	228,592	4,059,931	(262,587)
LEDZOKUKU KROWOR	4,097,594	5,114,016	1,016,422	4,125,890	(988,126)
GA SOUTH	4,463,607	3,634,277	(829,330)	3,364,218	(270,060)
ASHAIMAN	3,277,744	3,495,493	217,748	3,929,877	434,384
ADENTAN	5,405,617	6,226,769	821,152	6,440,208	213,438
GA CENTRAL	1,737,297	2,697,396	960,100	2,959,120	261,724
KPONE-KANTAMANSO	4,211,808	7,126,042	2,914,235	10,316,299	3,190,257
LA NKWANTANMANG MEDINA	3,933,452	3,353,637	(579,815)	3,703,274	349,637
LA DADE-KOTOPON	6,043,277	6,198,706	155,429	7,083,538	884,832
ADA WEST	412,587	490,436	77,849	587,430	96,994
NINGO PRAMPRAM	2,034,525	2,375,847	341,321	2,977,112	601,265
OKAIKWEI NORTH				1,649,186	1,649,186
ABLEKUMA NORTH				1,541,945	1,541,945
ABLEKUMA WEST				835,650	835,650
AYAWASO EAST				583,563	583,563
AYAWASO NORTH				728,744	728,744
AYAWASO WEST				4,435,474	4,435,474
GA NORTH				1,321,981	1,321,981
GA SOUTH				3,105,473	3,105,473
TEMA WEST				3,010,142	3,010,142
KROWOR				814,786	814,786
SABOBA	93,682	53,032	(40,650)	109,148	56,117
BOLE	882,715	1,288,396	405,681	1,028,685	(259,711)
WEST MAMPRUSI	312,538	297,046	(15,492)	281,902	(15,143)
TOLON	119,007	146,577	27,570	204,098	57,521
TAMALE	1,398,327	1,692,453	294,126	1,934,820	242,367
GUSHIEGU	187,182	196,117	8,935	117,992	(78,125)
SAVELUGU/ NANTON	92,607	336,875	244,267	290,034	(46,841)
ZABZUGU	181,676	127,503	(54,173)	236,393	108,891
YENDI MUNICIPAL	1,401,278	609,389	(791,889)	538,150	(71,239)
EAST MAMPRUSI	68,527	103,978	35,451	115,016	11,038
NANUMBA NORTH	322,488	360,323	37,835	172,278	(188,046)
EAST GONJA	162,276	100,136	(62,139)	285,976	185,839
WEST GONJA	672,304	441,540	(230,765)	562,051	120,512
BUNKPURUGU - YUNYOO	90,643	44,717	(45,927)	11,991	(32,725)
CENTRAL GONJA	730,765	981,109	250,344	908,065	(73,044)
KARAGA	84,515	92,258	7,743	77,214	(15,044)
NANUMBA SOUTH	118,009	97,709	(20,301)	144,569	46,860
SAWLA - TUNA - KALBA	425,186	279,639	(145,548)	237,409	(42,229)
CHEREPONI	379,973	59,942	(320,031)	86,930	26,988
KPANDAI	117,354	57,310	(60,044)	121,863	64,553
NORTH GONJA	73,958	139,879	65,921	314,752	174,873
KUMBUGU	69,428	109,986	40,558	159,290	49,304
MAMPRUGU MOADURI	130,093	224,864	94,771	224,591	(273)
MION	74,449	95,596	21,147	116,092	20,496
SAGNERIGU	171,246	436,107	264,861	408,031	(28,076)
TATALE SANGULI	82,353	50,555	(31,798)	109,870	59,314
NANTON				32,267	32,267
YUNYOO-NASUAN				2,647	2,647
Grand Total	267,943,527	290,471,993	22,528,466	343,282,593	52,810,600

APPENDIX 8B: 2019 IGF PERFORMANCE AND PROJECTIONS (GH¢) - 2020-2023

Sn. Assembly	2019 Approved Budget	Actuals as at 30th Sept.	Projection for 2020	Projection for 2021	Projection for 2022	Projection for 2023
GREATER ACCRA REGION						
1 A M A Metropolitan Assembly	22,800,500	16,298,551	19,651,000	23,195,500	26,200,000	28,610,000
2 Tema Metropolitan Assembly	23,091,922	16,446,996	33,062,988	42,981,884	55,876,450	72,639,385
3 La Dade-Kotopon Municipal Assembly	7,600,000	5,301,498	9,157,728.00	9,615,614	10,096,395	10,601,215
4 Ga West Municipal Assembly	5,259,000	2,699,972	6,000,000	6,600,000	7,260,000	7,986,000
5 Kpone Katamanso Municipal Assembly	12,747,839	8,780,111	14,803,421	15,543,592	16,320,772	17,136,810
6 Ga East Municipal Assembly	5,221,634	4,224,645	6,268,120	7,018,054	7,856,861	8,795,204
7 La-Nkwantanang Madina Municipal Assembly	4,681,509	3,013,259	5,920,650	6,515,115	7,155,627	7,860,189
8 Weija-Gbawe Municipal Assembly	4,586,228	3,198,580	5,107,937	6,129,525	7,355,429	8,826,515
9 Ga Central Municipal Assembly	3,600,000	2,322,724	4,727,000	4,963,150	5,155,550	5,413,325
10 Ashiaman Municipal Assembly	5,349,038	3,144,519	6,959,513	7,214,224	10,999,850	11,916,719
11 Adenta Municipal Assembly	16,555,667	6,403,386	11,000,000	13,311,000	16,604,130	20,912,979
12 Ledzekuku Municipal Assembly	6,050,782	2,638,679	6,876,834	7,636,000	8,024,300	8,432,555
13 Okaikwei North Municipal Assembly	5,179,972	2,942,127	6,356,100	6,991,710	7,690,881	8,459,969
14 Ablekuma North Municipal Assembly	3,244,576	2,480,100	5,206,498	5,466,705	5,740,045	6,027,002
15 Ablekuma West Municipal Assembly	2,016,284	1,379,673	3,459,133	3,978,003	4,574,703	5,260,908
16 Ayawaso East Municipal Assembly	1,234,000	1,063,001	1,624,098	1,817,543	2,086,735	2,496,906
17 Ayawaso North Municipal Assembly	1,653,362	889,125	1,560,000	1,638,000	1,719,900	1,805,895
18 Ayawaso West Municipal Assembly	11,554,548	7,339,460	12,464,548	14,222,021	16,574,053	18,918,301
19 Ga North Municipal Assembly	2,250,500	1,695,080	2,750,000	3,000,000	1,043,000	3,273,500
20 Ga South Municipal Assembly	4,850,000	3,137,359	6,000,000	6,300,000	6,615,000	6,945,750
21 Tema West Municipal Assembly	9,849,570	3,829,492	16,603,128	17,433,284	18,304,948	19,220,196
22 Krowor Municipal Assembly	3,855,878	1,555,626	5,228,529	5,439,956	5,711,954	6,485,396
23 Shai-Osudoku District Assembly	4,051,502	2,236,468	4,051,502	4,173,024	4,298,192	4,427,114
24 Ningo-Prampram District Assembly	4,628,042	1,928,870	3,848,276	4,617,931	5,541,516	6,649,820
25 Ada East District Assembly	970,710	568,005	999,013	1,090,287	1,109,853	1,127,107
26 Ada West District Assembly	685,000	630,601	715,825	748,037	781,699	816,875
27 Ablekuma Central Municipal Assembly	3,464,500	1,791,629	5,973,703	7,168,444	8,602,133	10,322,559
28 Ayawaso Central Municipal Assembly	1,511,350	881,317	6,424,800	7,067,280	7,774,008	8,551,481
29 Korley Klottey Municipal Assembly	5,500,740	3,608,291	11,509,200	13,811,040	16,573,248	20,205,314
SUB TOTAL	184,044,653	112,429,142	215,151,815	255,686,923	293,647,231	340,124,990
UPPER WEST						
1 Jirapa	177,448	51,616	182,500	214,448	234,448	255,448
2 Lawra	189,501	94,357	208,451	233,465	240,469	245,279
3 Nadowli Kaleo	351,685	232,265	365,415	390,450	405,680	422,500
4 Sissala East	673,094	573,326	706,749	742,087	779,191	818,151
5 Wa Municipal	1,276,697	868,884	1,349,168	1,619,001	2,023,751	2,529,689
6 Wa West	152,151	71,824	157,091	161,667	166,242	170,878
7 Wa East	457,100	308,659	485,490	653,232	659,876	725,864
8 Sissala West	225,978	150,634	293,771	303,588	350,690	400,500
9 Lambussie	174,800	147,418	192,280	211,508	232,658	255,926
10 Nandom	136,033	67,342	138,000	143,325	150,491	158,016
11 Daffiama Busie Issa	173,287	122,870	182,500	190,540	200,470	211,680
SUB TOTAL	3,987,775	2,689,195	4,261,415	4,863,311	5,443,967	6,193,930
WESTERN						
1 STMA	9,036,011	6,578,120	10,693,214	12,831,856	15,398,228	18,477,873
2 Tarkwa Nsuaem	4,676,200	3,081,091	5,143,820	5,658,202	6,224,022	6,846,424
3 Prestea/Huni Valley	2,362,950	834,630	2,450,750	2,810,900	3,141,540	3,619,392
4 Ellebelle District Assembly	2,985,799	2,405,465	2,635,270	2,935,225	3,145,810	3,473,600
5 Ahanta West Municipal	10,307,977	783,547	1,876,548	2,064,203	2,270,624	2,497,686
6 Amenfi East Municipal	1,933,735	486,689	2,449,578	2,817,014	3,239,566	3,725,501
7 Amenfi West Municipal	1,227,863	226,444	727,510	763,885	802,080	842,184
8 Jomoro Municipal Assembly	983,410	324,376	1,015,751	1,117,326	1,229,059	1,351,965
9 EKMA	3,657,200	1,441,207	3,257,200	3,582,920	3,941,212	4,335,333
10 Wassa East District	1,454,937	628,477	570,000	587,100	604,713	622,854
11 Shama District	1,643,260	894,210	1,807,586	1,988,341	2,187,179	2,296,537
12 Mpohor District Assembly	459,560	296,488	482,600	506,731	532,067	558,670
13 Nzema East Municipal	485,828	188,182	414,352	432,368	491,908	513,572
14 Amenfi Central District	568,203	286,790	360,000	432,000	475,200	522,720
SUB TOTAL	41,782,932	18,455,714	33,884,180	38,528,071	43,683,208	49,684,313
NORTHERN						
1 Gushegu Municipal	284,324	88,362	156,600	168,600	179,100	190,300
2 Karaga District	140,000	69,747	132,000	145,200	145,200	145,200
3 Kpandai District	138,705	113,360	90,958	95,289	99,620	100,053
4 Kumbungu District	180,050	83,900	181,950	236,535	307,496	399,744
5 Mion District	174,960	76,932	139,766	153,743	169,117	186,029
6 Nanumba North Municipal	414,374	222,435	427,712	429,001	438,884	441,101
7 Nanumba South District	125,689	61,466	133,141	147,786	155,000	165,000
8 Nanton District	137,566	107,463	144,444	151,667	159,250	167,212
9 Saboba District	137,629	26,896	178,918	232,593	302,371	393,082
10 Sagnarigu Municipal	661,441	537,352	617,585,83	679,344	747,279	822,007
11 Savalugu Municipal	477,490	282,294	782,798	838,653	981,124	1,148,032
12 Tatala Sanguli District	183,150	106,687	172,765	198,680	225,481	259,303
13 Tamale Metropolis	2,400,263	1,576,530	2,222,250	2,225,600	2,229,050	2,280,400
14 Tolon District	286,000	116,680	254,993	267,743	281,130	295,186
15 Yendi Municipal	980,000	431,355	1,029,000	1,080,450	1,134,472	1,191,196
16 Zabzugu District	237,835	96,774	260,700	286,770	315,447	346,992
SUB TOTAL	6,959,476	3,998,234	6,307,994	7,337,653	7,870,020	8,530,838

APPENDIX 8B: 2019 IGF PERFORMANCE AND PROJECTIONS (GH¢) - 2020-2023

Sn. Assembly	2019 Approved Budget	Actuals as at 30th Sept.	Projection for 2020	Projection for 2021	Projection for 2022	Projection for 2023
NORTH EAST						
1 WEST MAMPRUSI MUNICIPAL	404,200	213,815	661,140	680,120	696,400	779,100
2 EAST MAMPRUSI MUNICIPAL	184,900	155,850	227,800	239,190	251,150	263,707
3 MAMPRUGU-MOAGDURI DISTRICT	111,912	43,425	123,103	135,414	148,955	163,850
4 BUNKPURUGU-NAKPAUNDURI DISTRICT	85,900	26,704	105,200	86,441	90,763	85,619
5 YUNYOO-NASUAN DISTRICT	69,792	15,868	60,792	63,832	66,871	69,911
6 CHEREPONI DISTRICT	83,580	38,279	84,192	84,747	85,233	85,831
SUB TOTAL	940,284	493,941	1,262,227	1,289,744	1,339,372	1,448,018
VOLTA						
1 Central Tongu	761,320	517,792	638,315	679,500	689,500	742,600
2 North Tongu	715,000	455,239	765,000	818,550	847,199	872,615
3 Akatsi South	451,000	279,120	490,000	553,700	568,400	583,100
4 Akatsi North	198,245	58,797	198,622	198,950	200,631	200,631
5 Ho Mun	2,881,220	1,638,074	3,455,033	3,800,536	4,180,590	4,598,649
6 Ho West	462,000	273,419	554,400	693,000	887,040	887,040
7 Hohoe Mun	1,288,719	734,439	1,469,423	1,542,894	1,620,038	1,701,329
8 Afadzato South	182,600	99,692	202,050	212,153	222,760	233,898
9 Keta Mun	887,678	389,621	699,933	769,926	846,919	931,611
10 Ketu South Mun	1,359,239	932,056	361,493	397,642	437,407	481,147
11 Kpando Mun	613,750	385,465	736,500	736,500	736,500	736,500
12 North Dayi	249,887	152,495	299,864	329,851	362,836	399,119
13 South Tongu	753,720	267,440	729,681	859,145	1,022,784	1,122,934
14 Agotime Ziope	368,775	128,960	368,775	384,426	403,648	425,486
15 Adaklu	300,000	144,018	330,110	363,121	399,433	440,176
16 South Dayi	450,900	319,177	518,535	570,389	627,427	690,170
17 Ketu North Mun	591,734	302,907	710,081	852,097	1,022,516	1,227,020
18 Anloga	188,010	150,662	256,656	307,987	369,585	226,608
SUB TOTAL	12,703,796	7,229,373	12,784,471	14,070,367	15,445,212	16,500,633
EASTERN						
1 ABUAKWA NORTH MUNICIPAL ASSEMBLY	781,787	790,818	1,116,395	1,283,854	1,476,432	1,697,897
2 ABUAKWA SOUTH MUNICIPAL ASSEMBLY	1,022,928	744,613	1,073,208	1,172,948	1,290,242	1,419,267
3 AKUAPEM NORTH MUNICIPAL ASSEMBLY	1,254,200	1,298,136	1,831,000	2,014,100	2,215,510	2,437,061
4 AKYEMANSO DISTRICT ASSEMBLY	330,600	278,326	380,000	418,000	459,800	505,780
5 ASENE MANSO AKROSSO DISTRICT ASSEMBLY	307,376	218,706	413,330	458,796	509,264	565,283
6 ASUOGYAMAN DISTRICT ASSEMBLY	820,194	735,127	841,224	862,794	880,000	900,000
7 ATIWA EAST DISTRICT ASSEMBLY	462,375	429,644	591,000	620,550	651,578	684,156
8 ATIWA WEST DISTRICT ASSEMBLY	394,195	576,827	700,100	789,910	847,121	930,833
9 AYENSUANO DISTRICT ASSEMBLY	435,800	378,311	526,300	578,930	636,823	700,505
10 BIRIM CENTRAL MUNICIPAL ASSEMBLY	1,675,381	1,000,192	1,734,376	2,136,075	2,398,790	2,616,876
11 BIRIM SOUTH DISTRICT ASSEMBLY	217,342	258,934	400,335	420,477	622,200	631,500
12 BIRIM NORTH DISTRICT ASSEMBLY	2,677,100	3,853,628	5,163,980	5,680,378	6,248,415	6,873,257
13 DENKYEMBOUR DISTRICT ASSEMBLY	661,535	602,180	674,033	689,452	703,244	721,703
14 FANTEAKWA SOUTH DISTRICT ASSEMBLY	401,100	426,189	695,000	834,000	1,000,800	1,200,960
15 FANTEAKWA NORTH DISTRICT ASSEMBLY	749,422	484,458	762,480	839,428	923,371	1,015,708
16 KWAHU AFRAM PLAINS NORTH DISTRICT ASSEMBLY	386,654	274,823	394,388	402,275	410,321	414,424
17 KWAHU EAST DISTRICT ASSEMBLY	494,750	266,765	455,125	500,674	550,701	605,771
18 KWAHU SOUTH DISTRICT ASSEMBLY	720,800	473,588	754,300	829,730	912,703	1,003,973
19 KWAHU WEST MUNICIPAL ASSEMBLY	2,314,836	1,260,401	1,800,900	1,890,945	1,985,492	2,084,767
20 LOWER MANYA KROBO MUNICIPAL ASSEMBLY	1,033,200	497,515	1,114,060	1,169,763	1,228,501	1,289,926
21 NEW JUABEN NORTH MUNICIPAL ASSEMBLY	933,380	608,718	1,071,353	1,233,970	1,305,891	1,499,396
22 NEW JUABEN SOUTH MUNICIPAL ASSEMBLY	5,989,427	3,627,844	6,677,433	7,345,176	7,763,389	8,035,107
23 NSAWAM ADOAGYIRI MUNICIPAL ASSEMBLY	1,708,389	1,225,508	1,878,690	1,947,754	2,028,621	2,130,038
24 OKERE DISTRICT ASSEMBLY	384,797	250,812	384,797	461,756	554,108	664,929
25 SUHUM MUNICIPAL ASSEMBLY	1,102,001	850,730	1,202,282	1,318,100	1,444,200	1,646,500
26 UPPER WEST AKIM DISTRICT ASSEMBLY	516,350	503,950	580,000	638,000	701,800	771,980
27 WEST AKIM MUNICIPAL ASSEMBLY	996,187	2,117,978	1,755,146	1,930,660	2,123,726	2,336,099
28 YILO KROBO MUNICIPAL ASSEMBLY	1,618,403	728,113	1,688,824	1,857,706	2,043,477	2,247,824
29 UPPER MANYA KROBO DISTRICT ASSEMBLY	697,193	501,170	634,051	697,456	767,202	843,922
30 KWAHU AFRAM PLAINS SOUTH DISTRICT ASSEMBLY	640,000	274,724	647,600	679,980	713,979	749,678
31 AKUAPEM SOUTH MUNICIPAL ASSEMBLY	993,795	634,130	1,345,273	1,078,000	1,100,000	1,128,000
32 KWAEBIBREM MUNICIPAL ASSEMBLY	1,258,645	678,683	1,286,177	1,414,795	1,556,274	1,711,902
33 ACHIASE	321,205	167,489	525,700	551,985	579,584	608,563
SUB TOTAL	34,301,347	27,019,031	41,098,860	44,748,417	48,633,559	52,673,586
BONO						
1 SUNYANI MUNICIPAL	2,968,760	2,183,693	3,048,760	3,292,660	3,621,927	3,911,681
2 BEREKUM EAST MUNICIPAL	931,679	670,241	940,550	964,537	989,140	1,014,374
3 DORMA CENTRAL MUNICIPAL	802,149	718,279	971,805	957,555	1,008,395	1,059,235
4 WENCHI MUNICIPAL	772,575	757,723	1,195,200	1,399,371	1,573,100	1,894,025
5 TAIN DISTRICT	323,156	179,467	358,196	393,916	433,206	476,427
6 BANDA DISTRICT	235,283	124,882	258,811	284,692	313,161	344,477
7 SUNYANI WEST DISTRICT	587,200	466,670	645,920	710,512	781,563	859,720
8 BEREKUM WEST DISTRICT	250,000	154,955	275,000	332,000	432,000	518,400
9 JAMAN SOUTH MUNICIPAL	632,605	529,444	695,866	765,452	841,997	926,197
10 JAMAN NORTH DISTRICT	1,183,222	1,081,500	1,400,211	1,470,222	1,543,733	1,617,244
11 DORMA EAST DISTRICT	300,000	404,608	404,965	413,095	631,813	758,161
12 DORMA WEST DISTRICT	229,740	216,740	252,714	277,986	305,784	336,363
SUB TOTAL	9,216,369	7,488,203	10,447,997	11,261,997	12,475,819	13,716,303

APPENDIX 8B: 2019 IGF PERFORMANCE AND PROJECTIONS (GH¢) - 2020-2023

Sn. Assembly	2019 Approved Budget	Actuals as at 30th Sept.	Projection for 2020	Projection for 2021	Projection for 2022	Projection for 2023
BONO EAST						
1 SENE EAST	276,180	239,125	317,545	349,300	384,230	422,653
2 KINTAMPO MUNICIPAL	1,072,000	624,819	1,440,050	1,722,585	1,963,603	2,159,963
3 TECIMAN NORTH	550,000	379,343	550,000	720,000	815,000	916,000
4 PRU EAST	600,891	497,560	685,282	753,810	829,191	912,110
5 ATEBUBU- AMANTIN	1,500,000	1,087,165	2,000,000	2,200,000	2,420,000	2,662,000
6 TECHIMAN MUNICIPAL	2,505,885	1,739,815	3,500,000	4,025,000	4,628,750	5,323,063
7 KINTAMPO SOUTH	349,602	250,581	330,177	346,686	364,020	382,221
8 NKORANZA SOUTH	559,108	514,984	685,460	685,460	685,460	685,460
9 SENE WEST	460,000	246,624	430,000	473,000	520,000	572,330
10 PRU WEST	276,852	250,647	310,694	326,229	342,541	359,668
11 NKORANZA NORTH	260,500	213,702	351,675	422,010	506,412	607,694
SUB TOTAL	8,411,018	6,044,365	10,600,884	12,024,080	13,459,207	15,003,161
ASHANTI						
1 Adansi South	1,187,400	834,606	500,400	550,440	594,475	636,088
2 Obuasi	943,200	743,249	2,192,370	2,242,370	2,302,370	2,372,370
3 Sekyere South	1,714,006	1,099,267	950,000	956,500	963,500	970,500
4 Ahafo Ano North	1,411,960	807,883	545,258	572,520	601,146	631,204
5 Ahafo Ano South East	586,394	318,966	397,244	415,610	439,021	462,529
6 Bekwai Municipal	978,800	576,066	990,500	1,093,200	1,196,200	1,298,200
7 Amansie West	1,378,480	662,827	2,032,306	2,133,921	2,240,617	2,352,648
8 Asante Akim Central Mun	305,000	182,381	1,488,610	1,503,496	1,518,382	1,533,269
9 Asante Akim South	558,766	332,066	754,050	829,445	912,400	992,000
10 Atwima Nwabiagya	2,753,501	559,928	1,200,000	1,440,000	1,728,000	2,073,600
11 Bosomtwe	397,244	160,403	1,193,100	1,242,500	1,304,525	1,369,751
12 Ejisu	466,852	309,148	1,869,830	2,056,813	2,262,494	2,488,744
13 Ejura Sekyedumase	2,337,601	1,357,661	1,399,400	1,479,695	1,553,505	1,631,005
14 Kumasi	25,596,000	17,890,220	32,630,495	34,262,020	35,975,121	35,975,121
15 Kwabre East	1,453,200	1,082,793	1,764,006	1,807,318	1,866,900	1,909,000
16 Offinso Municipal	1,247,262	1,352,106	984,800	1,083,280	1,191,608	1,310,768
17 Sekyere East	748,570	544,208	700,380	826,743	929,718	1,038,787
18 Mampong	1,312,407	854,614	1,553,116	1,708,427	1,879,270	2,067,197
19 Adansi North	436,125	369,298	361,712	428,267	507,068	600,369
20 Amansie Central	258,000	128,068	570,627	593,452	617,191	641,878
21 Atwima Mponua	515,450	534,247	706,761	777,438	855,181	940,700
22 Offinso North	662,600	464,825	443,847	459,078	482,032	506,133
23 Afigya Kwabre South	84,915	44,988	2,100,000	2,310,000	2,541,000	2,795,100
24 Bosome Freho	1,620,750	689,078	280,000	285,600	291,312	297,138
25 Atwima Kwanwoma	882,200	528,969	1,475,898	1,623,487	1,785,836	1,964,420
26 Sekyere Kumawu	1,969,083	1,360,771	903,380	1,022,950	1,143,800	1,235,000
27 Sekyere Central	665,600	300,830	600,000	660,000	726,000	7,986,000
28 Asokore Mampong	836,485	727,639	1,311,871	1,443,058	1,587,363	1,746,100
29 Asante Akim North	590,761	463,152	785,200	863,720	950,092	1,045,101
30 Sekyere Afram Plains	449,750	245,028	103,906	114,277	125,684	138,233
31 Oforikrom	2,162,979	860,487	2,835,780	2,977,569	3,126,448	3,282,770
32 Kwadaso	2,083,861	1,204,596	2,271,961	2,499,157	2,749,073	3,023,980
33 Old Tafo	1,750,000	911,985	1,700,000	1,870,000	2,040,000	2,210,000
34 Asokwa	2,740,377	1,430,884	3,041,600	3,121,307	3,277,373	3,605,110
35 Suame	2,925,689	1,589,234	3,083,509	3,237,684	3,464,322	3,564,322
36 Juaben	405,000	290,115	474,000	521,400	573,540	630,894
37 Ahafo Ano South West	206,303	130,734	300,088	315,091	330,846	347,388
38 Amansie South	2,230,852	1,402,985	1,989,067	2,187,973	2,406,771	2,647,448
39 Atwima Nwabiagya North	540,000	352,684	644,490	708,939	779,840	857,816
40 Akrofuom	450,000	308,913	495,000	544,000	598,000	657,845
41 Adansi Asokwa	262,800	153,290	276,125	303,738	334,111	367,522
42 Obuasi East	772,200	482,548	839,400	881,375	925,839	972,496
43 Afigya Kwabre North	478,700	280,960	526,570	579,227	632,237	695,461
SUB TOTAL	71,357,124	44,924,700	81,266,655	86,533,087	92,310,211	103,872,003
UPPER EAST						
1 Bawku	1,203,803	877,856	1,326,500	1,459,150	1,605,065	1,765,572
2 Bawku West	353,550	252,711	414,076	447,202	487,450	536,195
3 Bolgatanga	1,308,600	732,940	1,388,500	1,527,350	1,680,085	1,848,094
4 Bongo	263,053	239,493	276,206	298,302	325,149	357,664
5 Builsa North	113,835	129,053	243,700	263,196	286,884	315,572
6 Kassena Nankana East	501,540	287,083	514,200	565,620	622,182	684,400
7 Talensi	245,130	178,833	245,130	269,643	302,000	347,300
8 Garu	200,126	114,595	281,126	303,617	330,942	364,036
9 Kassena Nankana West	340,700	263,503	508,400	549,072	598,488	658,337
10 Binduri	80,000	42,767	73,000	78,840	85,936	94,529
11 Pusiga	362,020	267,121	340,670	367,924	401,037	441,140
12 Nabdum	74,511	67,098	78,236	84,495	92,099	101,309
13 Builsa South	121,619	99,330	132,619	143,229	156,119	171,731
14 Bolgatanga East	146,400	41,742	146,400	158,112	172,342	189,576
15 Tempane	137,800	82,463	162,928	175,962	191,799	210,979
SUB TOTAL	5,452,687	3,676,589	6,131,691	6,691,713	7,337,578	8,086,436

APPENDIX 8B: 2019 IGF PERFORMANCE AND PROJECTIONS (GH¢) 2020 – 2023

Sn. Assembly	2019 Approved Budget	Actuals as at 30th Sept.	Projection for 2020	Projection for 2021	Projection for 2022	Projection for 2023
WESTERN NORTH						
1 Aowin	334,465	261,871	359,156	415,311	458,928	527,171
2 Bibiani Anhwiaso Bekwai	2,400,310	1,214,401	2,295,090	2,220,581	2,442,639	2,686,903
3 Juaboso	561,145	268,893	452,019	463,609	475,199	484,819
4 Sefwi Wiawso Municipal	5,526,885	732,602	1,936,156	2,134,773	2,481,808	2,728,348
5 Bia West	427,000	179,477	403,700	444,070	488,477	537,325
6 Sefwi Akontombra	254,500	236,124	320,500	328,200	341,400	341,400
7 Bia East	297,606	205,700	327,366	360,103	396,614	463,275
8 Suaman	191,000	82,117	241,000	253,050	265,703	278,988
9 Bodi	203,490	65,137	213,490	221,077	229,043	237,408
SUB TOTAL	10,196,401	3,246,321	6,548,477	6,840,774	7,579,811	8,285,637
AHAFO						
1 Asunafo North Municipal Assembly	1,490,458	1,064,143	1,500,000	1,564,132	1,626,069	1,707,373
2 Asunafo South District Assembly	465,500	306,942	422,884	441,308	499,854	524,847
3 Asutifi North District Assembly	4,118,527	2,720,190	4,645,220	4,817,142	5,298,856	5,563,799
4 Asutifi South District Assembly	1,072,110	375,772	950,625	1,042,688	1,143,956	1,201,154
5 Tano North Municipal Assembly	627,282	387,974	1,039,282	1,086,465	1,135,791	1,192,580
6 Tano South Municipal Assembly	604,316	485,150	676,564	778,049	848,074	890,478
SUB TOTAL	8,378,193	5,340,171	9,234,575	9,729,784	10,552,600	11,080,231
CENTRAL						
1 Abura Asebu Kwamankese	277,500	125,400	400,000	440,000	462,000	485,100
2 Agona West Mun	1,819,799	515,475	2,092,769	2,406,684	2,767,687	3,182,840
3 Ajumako-Enyan-Esiam	295,000	188,757	340,000	360,000	380,000	400,000
4 Asikuma Odoben Brakwa	378,700	209,190	397,635	417,517	438,393	458,393
5 Assin North Mun	200,000	143,194	210,000	220,500	250,000	270,000
6 Efutu Municipal	1,060,000	373,489	1,401,850	1,612,128	1,853,947	2,053,947
7 Cape Coast Metro	2,821,579	1,191,803	3,103,737	3,258,924	3,421,870	3,764,057
8 Gomoa West	563,676	192,997	612,455	673,700	741,071	1,414,771
9 KEEA	779,934	295,752	873,526	960,879	1,056,967	1,162,664
10 Mfantseman Mun	1,654,000	430,769	1,806,975	1,848,206	1,890,467	1,933,570
11 Ekumfi	120,100	50,206	126,100	132,400	139,015	145,966
12 Twifo Ati-Morkwa	469,580	287,015	516,538	568,192	625,011	687,512
13 Hemang Lower Denkyira	267,091	65,863	280,446	294,468	309,191	324,651
14 Upper Denkyira East Mun	826,000	160,930	908,600	999,460	1,099,406	1,209,347
15 Assin South	250,549	209,844	263,077	276,230	300,000	320,000
16 Gomoa East	500,000	65,756	550,000	605,000	665,500	732,050
17 Awutu Senya	635,260	275,586	698,786	768,665	845,531	930,089
18 Awutu Senya East Mun	2,621,355	1,453,181	3,145,625	3,774,751	4,152,226	4,567,448
19 Upper Denkyira West	802,000	1,217,340	1,600,000	1,800,000	2,000,000	2,300,000
20 Agona East	338,064	210,729	338,774	389,590	428,549	471,403
21 Assin North	200,000	143,194	210,000	220,500	250,000	260,000
22 Gomoa Central	300,000	228,833	315,000	330,750	347,288	364,652
SUB TOTAL	17,180,187	8,035,302	20,191,893	22,358,543	24,424,117	27,438,458
SAVANNAH						
1 Bole	1,341,178	413,907	1,126,618	1,232,618	1,415,413	1,457,688
2 East Gonja	251,420	92,734	277,866	305,003	334,853	367,688
3 West Gonja	539,268	325,038	594,245	623,957	655,155	687,913
4 Sawla Tuna Kalba	291,413	62,911	503,513	517,663	555,123	582,878
5 Central Gonja	989,200	649,264	952,400	961,871	981,108	1,010,542
6 North Gonja	200,000	192,825	250,000	265,000	275,200	285,700
7 North East Gonja	63,500	29,052	99,380	109,318	120,248	132,275
SUB TOTAL	3,675,979	1,765,730	3,804,022	4,015,430	4,216,852	4,524,684
OTI						
1 KRACHI EAST	660,000	347,947	680,180	680,000	690,000	700,000
2 NKWANTA NORTH	408,700	220,735	410,630	410,630	410,630	410,630
3 NKWANTA SOUTH	388,522	273,195	584,272	941,095	1,129,352	1,355,222
4 JASIKAN	302,494	180,801	296,162	325,778	358,356	394,192
5 KADJEBI	278,240	203,466	308,542	339,342	365,476	376,410
6 KRACHI WEST	217,638	72,237	220,638	242,702	266,972	293,667
7 KRACHI NCHUMURU	100,650	53,625	103,683	108,192	113,639	116,521
8 BIAKOYE	44,404	20,800	267,035	293,737	326,171	358,788
SUB TOTAL	2,400,648	1,372,805	2,871,141	3,341,477	3,660,596	4,005,431
GRAND TOTAL	420,988,867	254,208,818	465,848,297	529,321,372	592,079,362	671,168,652

APPENDIX 8C: 2020 CEILINGS (GH¢) - OHLGS & RCCs

COST CENTRE	COMPENSATION	GOODS & SERVICES	CAPEX	MAG
OHLGS	21,454,074	1,508,000	2,615,000	
GREATER ACCRA RCC	8,605,743.38	581,173.00	175,000.00	765,885.66
Office of Regional Coordinating Council	2,195,348	366,972	100,000	
Budget	1,002,881	65,504	75,000	
Agriculture Department (RADU)	867,273	24,954		765,886
Social Welfare	502,221	22,312		
Community Development	413,286	22,312		
Public Works Department	1,400,162	14,826		
Feeder Roads	81,835	14,826		
Parks and Gardens	1,400,409	14,826		
Environmental Health	628,426	19,816		
Rural Housing	113,902	14,826		
VOLTA RCC	7,742,429	476,806	175,000	760,257
Office of Regional Coordinating Council	2,800,189	293,577	100,000	
Budget	139,176	53,761	75,000	
Agriculture Department (RADU)	1,343,634	22,312		760,257
Social Welfare	892,717	19,816		
Community Development	287,179	19,816		
Public Works Department	936,100	12,477		
Feeder Roads	632,035	12,477		
Parks and Gardens	194,485	12,477		
Environmental Health	423,927	17,615		
Rural Housing	92,988	12,477		
OTI RCC	1,811,716	476,806	170,000	689,792
Office of Regional Coordinating Council	540,531	293,577	100,000	
Budget	105,294	53,761	70,000	
Agriculture Department (RADU)	183,613	22,312		689,792
Social Welfare	148,600	19,816		
Community Development	105,512	19,816		
Public Works Department	183,159	12,477		
Feeder Roads	116,097	12,477		
Parks and Gardens	192,553	12,477		
Environmental Health	190,567	17,615		
Rural Housing	45,788	12,477		
EASTERN RCC	8,664,069	604,109	175,000	949,747
Office of Regional Coordinating Council	2,362,272	366,972	100,000	
Budget	261,067	88,440	75,000	
Agriculture Department (RADU)	1,152,382	24,954		949,747
Social Welfare	1,684,832	22,312		
Community Development	356,140	22,312		
Public Works Department	967,456	14,826		
Feeder Roads	911,355	14,826		
Parks and Gardens	675,396	14,826		
Environmental Health	150,340	19,816		
Rural Housing	142,828	14,826		
CENTRAL RCC	7,866,673	567,962	175,000	767,883
Office of Regional Coordinating Council	2,569,432	352,293	100,000	
Budget	226,401	66,972	75,000	
Agriculture Department (RADU)	1,601,731	24,954		767,883
Social Welfare	1,107,153	22,312		
Community Development	357,444	22,312		
Public Works Department	1,059,932	14,826		
Feeder Roads	694,777	14,826		
Parks and Gardens	33,569	14,826		
Environmental Health	181,155	19,816		
Rural Housing	35,078	14,826		
WESTERN RCC	4,627,806	479,742	175,000	681,166
Office of Regional Coordinating Council	152,144	293,577	100,000	
Budget	224,665	56,697	75,000	
Agriculture Department (RADU)	721,276	22,312		681,166
Social Welfare	913,304	19,816		
Community Development	283,581	19,816		
Public Works Department	998,087	12,477		
Feeder Roads	615,898	12,477		
Parks and Gardens	525,322	12,477		
Environmental Health	134,623	17,615		
Rural Housing	58,906	12,477		
WESTERN NORTH RCC	1,811,716	476,806	170,000	617,600
Office of Regional Coordinating Council	540,531	293,577	100,000	
Budget	105,294	53,761	70,000	
Agriculture Department (RADU)	183,613	22,312		617,600
Social Welfare	148,600	19,816		
Community Development	105,512	19,816		
Public Works Department	183,159	12,477		
Feeder Roads	116,097	12,477		
Parks and Gardens	192,553	12,477		
Environmental Health	190,567	17,615		
Rural Housing	45,788	12,477		
ASHANTI RCC	9,552,769	631,301	190,000	1,153,039
Office of Regional Coordinating Council	2,923,171	386,972	100,000	
Budget	670,223	95,780	90,000	
Agriculture Department (RADU)	1,099,442	24,807		1,153,039
Social Welfare	677,749	22,312		
Community Development	559,907	22,312		
Public Works Department	1,552,847	14,826		
Feeder Roads	1,079,812	14,826		
Parks and Gardens	648,038	14,826		
Environmental Health	199,745	19,816		
Rural Housing	141,834	14,826		

APPENDIX 8C: 2020 CEILINGS (GH¢) - OHLGS & RCCs

COST CENTRE	COMPENSATION	GOODS & SREVICES	CAPEX	MAG
BONO RCC	12,762,778	476,806	175,000	715,168
Office of Regional Coordinating Council	3,920,954	293,577	100,000	
Budget	390,354	53,761	75,000	
Agriculture Department (RADU)	770,375	22,312		715,168
Social Welfare	1,766,203	19,816		
Community Development	393,884	19,816		
Public Works Department	1,420,326	12,477		
Feeder Roads	832,464	12,477		
Parks and Gardens	1,552,697	12,477		
Environmental Health	266,798	17,615		
Rural Housing	1,448,724	12,477		
BONO EAST RCC	1,811,716	476,806	170,000	755,554
Office of Regional Coordinating Council	540,531	293,577	100,000	
Budget	105,294	53,761	70,000	
Agriculture Department (RADU)	183,613	22,312		755,554
Social Welfare	148,600	19,816		
Community Development	105,512	19,816		
Public Works Department	183,159	12,477		
Feeder Roads	116,097	12,477		
Parks and Gardens	192,553	12,477		
Environmental Health	190,567	17,615		
Rural Housing	45,788	12,477		
AHAFO RCC	1,811,716	476,806	170,000	589,886
Office of Regional Coordinating Council	540,531	293,577	100,000	
Budget	105,294	53,761	70,000	
Agriculture Department (RADU)	183,613	22,312		589,886
Social Welfare	148,600	19,816		
Community Development	105,512	19,816		
Public Works Department	183,159	12,477		
Feeder Roads	116,097	12,477		
Parks and Gardens	192,553	12,477		
Environmental Health	190,567	17,615		
Rural Housing	45,788	12,477		
NORTHERN RCC	7,915,684	518,237	175,000	862,108
Office of Regional Coordinating Council	2,508,201	293,577	100,000	
Budget	160,599	76,110	75,000	
Agriculture Department (RADU)	1,666,370	24,807		862,108
Social Welfare	379,561	22,312		
Community Development	286,564	22,312		
Public Works Department	1,416,342	14,826		
Feeder Roads	773,777	14,826		
Parks and Gardens	270,626	14,826		
Environmental Health	251,765	19,816		
Rural Housing	201,878	14,826		
NORTH EAST RCC	1,811,716	526,714	170,000	619,235
Office of Regional Coordinating Council	540,531	322,935	100,000	
Budget	105,294	55,229	70,000	
Agriculture Department (RADU)	183,613	24,807		619,235
Social Welfare	148,600	22,312		
Community Development	105,512	22,312		
Public Works Department	183,159	14,826		
Feeder Roads	116,097	14,826		
Parks and Gardens	192,553	14,826		
Environmental Health	190,567	19,816		
Rural Housing	45,788	14,826		
SAVANNAH RCC	1,811,716	526,714	170,000	834,898
Office of Regional Coordinating Council	540,531	322,935	100,000	
Budget	105,294	55,229	70,000	
Agriculture Department (RADU)	183,613	24,807		834,898
Social Welfare	148,600	22,312		
Community Development	105,512	22,312		
Public Works Department	183,159	14,826		
Feeder Roads	116,097	14,826		
Parks and Gardens	192,553	14,826		
Environmental Health	190,567	19,816		
Rural Housing	45,788	14,826		
UPPER EAST RCC	6,581,901	483,852	175,000	742,285
Office of Regional Coordinating Council	1,614,648	276,550	100,000	
Budget	151,152	58,752	75,000	
Agriculture Department (RADU)	1,495,970	24,807		742,285
Social Welfare	1,452,750	22,312		
Community Development	361,116	22,312		
Public Works Department	742,172	14,826		
Feeder Roads	292,402	14,826		
Parks and Gardens	164,787	14,826		
Environmental Health	171,122	19,816		
Rural Housing	135,782	14,826		
UPPER WEST RCC	4,496,402	481,357	175,000	795,437
Office of Regional Coordinating Council	1,316,744	274,054	100,000	
Budget	287,411	58,752	75,000	
Agriculture Department (RADU)	817,059	24,807		795,437
Social Welfare	348,041	22,312		
Community Development	427,717	22,312		
Public Works Department	396,423	14,826		
Feeder Roads	302,535	14,826		
Parks and Gardens	269,574	14,826		
Environmental Health	266,794	19,816		
Rural Housing	64,104	14,826		
Sub-Total RCCs	89,686,547.44	8,262,000.00	2,785,000.00	12,299,941.00
GRAND TOTAL	111,140,621.44	9,770,000.00	5,400,000.00	12,299,941.00

APPENDIX 8D: 2020 BUDGET CEILINGS (GH¢) - MMDAS

GREATER ACCRA REGION			COMPENSATION		GOG GOODS AND SERVICE TRANSFER					DDF			UNICEF-	Secondary	MAG		
CODE	No.	MMDAs	Status	Capital	AMOUNT	Feeder	Urban	MoFA	Town & C	Social Welfare & Services	Total Goods & Services	DACF	CAPACITY	INVESTMENT	RBF	CITIES PROJ.	AGRIC
101	1	Accra Metro	3	Accra	30,898,344	-	57,034	43,566	43,566	19,159	163,324	8,866,692	34.615	853,414	-	-	88,486
102	2	Ada East	1	Ada Foah	2,736,965	19,902	-	33,134	43,566	17,699	114,301	3,784,724	34.615	644,592	-	-	119,597
103	3	Shai-Osudoku	1	Dodowa	2,902,919	17,608	-	31,523	11,868	17,439	78,438	3,364,665	34.615	576,446	-	-	122,472
104	4	Ga West	2	Adasaman	3,508,615	-	49,011	39,261	38,120	16,944	143,336	4,815,174	34.615	375,204	-	-	102,943
105	5	Tema Metro	3	Tema	14,206,810	-	65,348	29,513	38,120	18,404	151,386	5,234,974	34.615	389,839	-	-	112,516
106	6	Ga East	2	Abokobi	3,675,660	-	54,457	37,636	38,120	16,944	147,157	4,465,860	34.615	643,004	-	-	105,365
107	7	Ga South	2	Amanfom	2,642,002	-	-	19,405	-	17,439	36,844	5,178,134	34.615	340,500	-	-	103,204
108	8	Ashiaman Mun	2	Ashaiman	4,251,381	-	54,457	23,466	7,624	17,439	102,986	7,768,837	34.615	666,525	-	-	94,818
109	9	Adenta	2	Adenta	3,383,498	-	43,566	19,405	7,624	17,439	88,033	4,601,957	34.615	531,608	-	-	91,115
110	10	Ledzokuku	2	Teshie	4,535,555	-	43,566	40,976	7,624	17,439	109,604	6,092,436	34.615	424,038	-	-	111,490
111	11	Ada West	1	Sege	1,572,986	20,991	-	34,339	38,120	18,404	111,854	3,944,363	34.615	494,322	-	-	106,843
112	12	Ningo-Prampam	1	Prampam	2,642,002	22,102	43,566	57,132	38,120	16,944	177,863	3,394,698	34.615	640,074	-	-	122,367
113	13	Ga Central	2	Sowutuom	3,425,696	-	43,566	25,836	7,624	17,439	94,464	9,396,215	34.615	479,759	-	-	97,218
114	14	La-Nkwantlang	2	Madina	3,186,405	-	43,566	44,721	7,624	17,439	113,500	4,539,752	34.615	582,775	-	-	110,580
115	15	Kpone Kalamanso	2	Kpone	1,474,221	19,604	43,566	27,077	38,120	16,944	145,311	6,424,137	34.615	572,748	-	-	107,538
116	16	La Dade-Kotopon	2	La	2,909,340	-	43,566	49,808	11,868	17,439	122,680	10,995,364	34.615	759,711	-	-	96,540
117	17	Okaiwei North	2	Abeka	1,474,221	-	-	19,405	-	17,439	36,844	8,669,588	34.615	284,471	-	-	123,538
118	18	Ablekuma North	2	Ablekuma	1,474,221	-	-	19,405	-	17,439	36,844	8,669,588	34.615	284,471	-	-	117,604
119	19	Ablekuma West	2	Dansoman	1,474,221	-	-	19,405	-	17,439	36,844	8,669,588	34.615	284,471	-	-	101,334
120	20	Ayawaso East	2	Nima	1,474,221	-	-	19,405	-	17,439	36,844	8,669,588	34.615	284,471	-	-	121,268
402	21	Ayawaso North	2	Accra	1,474,221	-	-	19,405	-	17,439	36,844	8,669,588	34.615	284,471	-	-	97,563
403	22	Ayawaso West	2	Dzorwulu	1,474,221	-	-	19,405	-	17,439	36,844	8,669,588	34.615	284,471	-	-	114,530
404	23	Ga North	2	Oflankor	1,474,221	-	-	19,405	-	17,439	36,844	4,817,655	34.615	375,204	-	-	119,790
405	24	Weija-Gbawe	2	Weija	3,389,971	-	43,566	37,185	7,624	17,439	105,814	5,150,968	34.615	340,500	-	-	106,940
406	25	Tema West	2	Community 2	1,474,221	-	-	19,405	-	17,439	36,844	4,741,027	34.615	389,839	-	-	96,281
407	26	Krowor	2	Nungua	1,474,221	-	-	19,405	-	17,439	36,844	6,606,577	34.615	424,038	-	-	124,435
408	27	Ablekuma Central	2	Latebiokorshie	1,474,221	-	-	19,405	-	17,439	36,844	8,669,588	34.615	284,471	-	-	88,486
409	28	Ayawaso Central	2	Kokomlemle	1,474,221	-	-	19,405	-	17,439	36,844	8,669,588	34.615	284,471	-	-	88,486
410	29	Korle Kloteby	2	Osu	1,474,221	-	-	19,405	-	17,439	36,844	8,669,588	34.615	284,471	-	-	88,486
TOTAL					109,033,017	100,208	628,831	826,841	385,329	507,662	2,448,871	192,210,502	1,003,846	13,064,383	-	-	3,081,838

VOLTA REGION			COMPENSATION		GOG GOODS AND SERVICE TRANSFER					DDF			UNICEF-	Secondary	MAG		
CODE No.	MMDAs	Status	Capital	AMOUNT	Feeder	Urban	MoFA	Town & C & Comm. Dev.	Total Goods & Services	DACF	CAPACITY	INVESTMENT	RBF	CITIES PROJ.	AGRIC		
120	1	Central Tongu	1	Adidome	1,392,914	18,340	-	43,566	-	15,703	77,609	3,588,807	34.615	698,359	-	-	144,116
121	2	Akatsi South	1	Akatsi	1,882,028	22,611	-	38,120	-	15,208	75,939	3,516,264	34.615	792,752	131,529	-	115,737
122	3	Ho Mun	2	Ho	2,911,260	-	38,120	36,824	11,868	15,703	102,514	4,214,482	34.615	888,091	-	8,934,328	167,376
123	4	Hohoe Mun	2	Hohoe	2,547,629	21,783	38,120	41,292	32,674	16,668	150,537	3,964,550	34.615	825,458	121,761	-	172,407
126	5	Keta Mun	2	Keta	1,870,554	16,337	-	36,824	11,868	15,703	80,731	3,841,373	34.615	479,907	-	-	105,501
127	6	Ketu South	2	Denu	1,740,030	22,602	-	43,566	11,868	15,703	93,738	4,180,787	34.615	1,016,390	-	-	121,876
131	7	South Tongu	1	Sogakope	1,769,512	20,018	-	34,387	11,868	15,703	81,975	3,519,051	34.615	789,657	-	-	142,142
132	8	Agortime Ziope	1	Agortime	1,441,766	20,018	-	36,463	7,624	15,703	79,808	3,576,808	34.615	556,498	-	-	134,057
134	9	South Dayi	1	Kpeve	1,368,664	20,612	-	37,591	11,868	15,703	85,773	3,612,388	34.615	582,698	-	-	117,653
137	10	Ketu North	2	Dzodze	1,458,589	22,790	-	37,817	7,624	15,703	83,934	7,364,108	34.615	710,250	117,434	-	111,220
138	11	Akatsi North	1	Ave Dakpa	1,318,881	18,340	-	43,566	32,674	15,208	109,788	4,306,567	34.615	546,444	-	-	101,316
139	12	Afadzato South	1	Ve Golokwa	1,151,879	20,729	-	33,169	11,868	16,668	82,434	4,504,997	34.615	754,815	108,965	-	143,964
140	13	Adaklu	1	Adaklu Waya	928,000	20,018	-	21,029	-	15,703	56,750	3,519,132	34.615	539,030	148,661	-	148,184
141	14	North Tongu	1	Bator Dugame	1,279,800	17,120	-	39,261	11,868	15,703	83,952	3,432,113	34.615	818,389	-	-	167,140
128	15	Kpando Mun	2	Kpando	1,606,074	14,069	-	36,824	7,624	15,703	74,220	7,108,292	34.615	610,773	-	-	125,196
144	16	North Dayi	1	Anfoega	1,104,152	18,340	-	18,638	11,868	15,703	64,548	4,038,944	34.615	560,258	131,287	-	126,505
143	17	Ho West	1	Dzokloputa	1,406,177	20,341	-	42,916	11,868	15,703	90,827	3,904,037	34.615	585,534	93,906	-	141,184
145	18	Anloga	1	Anloga	928,000	-	-	18,638	-	15,703	34,340	3,842,060	34.615	319,938	-	-	105,500
TOTAL					28,105,410	314,068	76,240	640,490	195,028	283,590	1,509,416	76,034,760	623,077	12,075,242	853,544	16,115,908	2,391,173

DITI REGION			COMPENSATION		GOG GOODS AND SERVICE TRANSFER					DDF			UNICEF-	Secondary	MAG		
CODE No.	MMDAs	Status	Capital	AMOUNT	Feeder	Urban	MoFA	Town & C & Comm. Dev.	Total Goods & Services	DACF	CAPACITY	INVESTMENT	RBF	CITIES PROJ.	AGRIC		
124	1	Jasikan	1	Jasikan	1,450,971	22,340	-	42,916	11,868	16,668	73,792	3,575,151	34.615	567,025	111,563	-	135,880
125	2	Kadjebi	1	Kadjebi	1,543,559	18,347	-	25,407	11,868	15,703	71,324	3,557,876	34.615	664,558	-	-	162,000
129	3	Krachi West	1	Kete Krachi	1,278,883	20,612	-	31,959	11,868	15,703	81,351	3,569,490	34.615	566,195	89,718	-	144,206
130	4	Nkwanta South	2	Nkwanta	1,552,597	16,157	-	33,960	-	15,703	63,810	3,697,445	34.615	782,644	128,932	-	195,206
133	5	Krachi East	2	Dambai	1,572,528	19,576	-	40,073	11,868	15,703	87,220	4,324,820	34.615	814,471	102,427	-	188,016
135	6	Biakoye	1	Nkonya	1,117,633	20,018	-	24,414	-	15,703	60,135	3,777,125	34.615	695,613	-	-	253,569
136	7	Nkwanta North	1	Kpasa	1,068,047	20,018	-	29,874	-	15,703	65,595	3,609,260	34.615	750,450	-	-	159,284
142	8	Krachi Nchumuru	1	Chinderi	802,160	18,347	-	33,372	11,868	15,703	79,289	4,138,521	34.615	752,506	-	-	193,179
TOTAL					10,386,378	155,413	-	261,176	59,338	126,587	602,514	30,249,687	276,923	5,593,463	594,640	-	1,431,873

EASTERN REGION			COMPENSATION		GOG GOODS AND SERVICE TRANSFER					DDF			UNICEF-	Secondary	MAG		
CODE No.	MMDAs	Status	Capital	AMOUNT	Feeder	Urban	MoFA	Town & C & Comm. Dev.	Total Goods & Services	DACF	CAPACITY	INVESTMENT	RBF	CITIES PROJ.	AGRIC		
150	1	Kwahu Afram Plains North	1	Donkorkrom	1,786,880	20,352	-	38,120	11,868	13,413	83,753	3,922,241	34.615	854,053	-	-	188,449
151	2	Akwapim North	2	Akwapim	2,265,110	-	49,011	36,824	32,674	14,378	132,888	4,021,980	34.615	420,617	-	-	153,059
152	3	Nsawam Adoagyiri Mun	2	Nsawam	4,328,457	-	27,228	36,824	11,868	13,413	89,333	3,734,078	34.615	501,568	-	-	132,882
153	4	Asuogyaman	1	Alimpoku	2,270,813	16,981	-	38,120	32,674	13,413	101,188	3,902,914	34.615	739,291	-	-	174,750
154	5	Birim North	1	New Abirem	2,352,928	22,047	-	30,732	-	14,378	67,157	3,776,062	34.615	715,220	-	-	141,533
155	6	Birim South	1	Akim Swedru	1,592,654	22,597	-	34,387	11,868	13,413							

"Consolidating the Gains for Growth, Jobs & Prosperity for all"

APPENDIX 8D: 2020 BUDGET CEILINGS (GH¢) - MMDAS

CENTRAL REGION			Status	Capital	COMPENSATION		GOG GOODS AND SERVICE TRANSFER				Total Goods & Services		DDF		UNICEF-RBF	SECONDARY CITIES PROJ	MAG AGRIC
CODE No.	MMDAs	AMOUNT			Feeder	Urban	MoFA	Town & C & Comm. Dev.	GOODS & SERVICES	DACF	CAPACITY INVESTMENT						
190	1	Abura/ Asebu/ Kwamankese	1	Abura Dunkwa	2,014,326	18,347	-	38,120	11,868	13,773	82,107	3,979,189	34,615	802,716	-	-	137,952
191	2	Agona West	2	Swedru	2,537,432	-	27,228	38,120	32,674	14,739	112,761	3,992,177	34,615	615,067	-	6,961,880	145,406
192	3	Ajumako/Enyan/Esiam	1	Ajumako	2,149,844	22,833	-	38,043	11,868	13,773	86,517	3,831,209	34,615	829,006	246,640	-	164,512
193	4	Asikuma-Odoben-Brakwa-Breman	1	Breman Asikuma	1,966,445	18,347	-	43,566	11,868	13,773	87,553	3,715,116	34,615	738,219	109,658	-	188,008
194	5	Assin Fosu	2	Assin Fosu	2,483,992	-	27,228	43,566	32,674	14,739	118,207	3,893,030	34,615	536,224	-	-	150,851
195	6	Eftutu	2	Winneba	4,685,140	-	27,228	43,566	32,674	14,739	118,207	3,839,857	34,615	539,550	-	-	105,858
196	7	Cape Coast	3	Cape Coast	2,833,722	-	54,457	43,566	43,566	15,494	157,082	4,364,092	34,615	692,773	-	-	117,940
197	8	Gomoa West	1	Apam	1,690,450	18,347	-	43,566	11,868	13,773	87,553	4,014,551	34,615	814,359	-	-	168,201
198	9	Komenda-Edina-Eguafo-	2	Elimina	2,271,200	10,891	-	43,566	-	14,739	69,196	4,146,165	34,615	723,927	46,880	-	168,401
199	10	Mfantiman Mun	2	Salponed	2,333,252	-	27,228	43,566	32,674	14,739	118,207	3,805,111	34,615	738,511	-	6,918,291	123,704
200	11	Twifu Afii Morkwa	1	Twifu Praso	1,886,082	18,347	-	43,566	32,674	14,739	109,325	3,372,568	34,615	662,439	-	-	124,608
201	12	Upper Denkyira East	2	Dunkwa-on-	2,262,309	13,070	-	33,169	11,868	13,773	71,879	3,433,804	34,615	616,889	-	-	135,294
202	13	Assin South	1	Kyekewere/ Nsuaem	1,615,606	18,347	-	26,129	-	14,739	59,214	3,948,867	34,615	834,478	-	81,912	179,759
203	14	Gomoa Central	1	Afransi	1,545,303	-	-	32,221	-	13,773	45,994	5,068,748	34,615	518,052	60,894	-	117,507
204	15	Awutu Senya	2	Half-Assini	2,133,837	17,311	-	40,479	11,868	13,773	83,431	3,956,360	34,615	657,617	-	-	150,409
205	16	Upper Denkyira West	1	Diaso	1,198,485	14,044	-	37,997	-	13,773	65,814	3,747,315	34,615	625,023	-	-	145,868
206	17	Agona East	1	Nsaba	1,599,097	14,044	-	32,221	11,868	13,773	71,906	3,828,413	34,615	648,961	102,980	-	135,715
207	18	Awutu Senya East	2	Kasoa	2,633,725	13,607	32,674	39,261	7,624	13,773	106,839	4,678,297	34,615	597,395	-	8,083,863	93,728
208	19	Ekumfi	1	Essarhyir	1,104,509	18,347	-	43,566	-	13,773	75,685	3,826,306	34,615	575,577	92,094	-	138,925
209	20	Hemang Lower Denkyira	1	Hemang	1,448,064	22,610	-	43,566	11,868	13,773	91,816	3,610,674	34,615	541,360	104,882	-	135,794
210	21	Assin North	1	Assin Bereku	188,620	-	-	32,221	-	13,773	45,994	3,892,755	34,615	357,483	-	-	150,798
211	22	Gomoa East	1	Potsin	223,623	22,863	-	29,513	11,868	13,773	78,017	5,061,402	34,615	518,052	-	-	142,636
TOTAL					42,805,061	261,351	196,045	853,150	321,368	311,490	1,943,404	88,006,007	761,538	14,183,681	845,940	21,964,034	3,121,872

WESTERN REGION			Status	Capital	COMPENSATION		GOG GOODS AND SERVICE TRANSFER				Total Goods & Services		DDF		UNICEF-RBF	SECONDARY CITIES PROJ	MAG AGRIC
CODE No.	MMDAs	AMOUNT			Feeder	Urban	MoFA	Town & C & Comm. Dev.	GOODS & SERVICES	DACF	CAPACITY INVESTMENT						
220	1	Ahanta West	2	Agona Nkwanta	2,163,583	10,891	-	42,916	11,868	13,243	78,918	3,720,422	34,615	651,512	-	-	129,270
223	2	Jomoro	2	Half-Assini	1,478,490	13,070	-	45,353	11,868	13,243	83,534	4,120,303	34,615	720,346	-	-	167,041
225	3	Wassa East	1	Daboease	1,781,798	22,402	-	38,043	11,868	13,243	85,555	3,463,943	34,615	735,722	-	-	156,800
226	4	Nzema East Municipal	2	Axim	1,452,968	13,070	-	48,934	7,624	13,243	82,871	3,445,388	34,615	545,148	-	-	134,902
228	5	Sekondi Takoradi Metro	3	Sekondi	9,761,007	-	43,566	35,606	38,120	13,243	130,534	5,961,129	34,615	850,065	-	-	106,879
229	6	Wassa Amenfi West	2	Asankragua	1,586,869	10,891	-	35,606	11,868	13,243	71,608	3,338,026	34,615	689,100	-	-	143,049
230	7	Tarkwa Nsuaem Municipal	2	Tarkwa	2,636,026	-	38,120	33,169	11,868	13,243	96,399	3,479,478	34,615	639,883	-	-	178,596
232	8	Wassa Amenfi East	2	Diaso	1,643,790	-	21,783	26,234	7,624	13,243	68,884	3,374,610	34,615	675,743	-	-	144,224
233	9	Shama	1	Shama	2,073,854	20,739	-	30,145	-	13,243	64,127	3,961,475	34,615	608,592	-	-	107,774
234	10	Prestea-Huni-Valley	2	Bogoso	1,832,135	16,337	-	31,995	11,868	13,243	73,443	4,113,093	34,615	729,124	-	-	164,696
236	11	Ellembelle	1	Nkrufu	1,584,745	17,311	-	29,739	7,624	13,243	67,917	3,564,374	34,615	690,698	-	-	137,083
238	12	Amenfi Central	1	Manso Amenfi	847,769	22,778	-	42,510	11,868	13,243	90,399	3,656,325	34,615	592,729	-	-	119,854
239	13	Mpohor	1	Mpohor	1,233,059	22,056	-	47,790	43,566	14,964	128,735	3,800,596	34,615	599,260	-	-	116,999
240	14	Effa Kwesimintsim	2	Kwesimintim	847,769	-	-	29,739	-	13,243	42,982	5,863,000	34,615	283,355	-	15,196,751	100,899
TOTAL					30,983,862	169,544	103,468	517,779	187,630	187,125	1,165,547	55,862,163	484,615	8,981,276	-	15,196,751	1,912,648

WESTERN NORTH REGION			Status	Capital	COMPENSATION		GOG GOODS AND SERVICE TRANSFER				Total Goods & Services		DDF		UNICEF-RBF	SECONDARY CITIES PROJ	MAG AGRIC
CODE No.	MMDAs	AMOUNT			Feeder	Urban	MoFA	Town & C & Comm. Dev.	GOODS & SERVICES	DACF	CAPACITY INVESTMENT						
221	1	Aowin	2	Enchi	1,412,210	10,891	-	41,698	-	13,243	65,832	3,425,850	34,615	745,422	-	-	193,979
222	2	Bibiani Anhwiaso Bekwai	2	Bibiani	3,081,495	-	21,783	53,735	11,868	13,243	100,628	3,596,780	34,615	695,868	-	-	175,087
224	3	Juaboso	1	Juaboso	1,351,053	22,534	-	47,790	-	13,243	83,568	3,308,724	34,615	629,296	-	-	140,284
227	4	Sefwi Wiawso Municipal	2	Sefwi Wiawso	1,685,314	-	27,228	48,602	32,674	14,209	122,714	3,767,808	34,615	794,801	-	4,325,172	157,781
231	5	Bia West	1	Essam-Dabiso	1,391,987	22,056	-	29,513	-	13,243	64,812	3,414,043	34,615	732,447	-	-	145,779
235	6	Sefwi Akontombra	1	Akontombra	913,937	17,311	-	29,288	-	13,243	59,842	3,701,683	34,615	697,770	-	-	153,977
237	7	Bia East	1	Adabokrom	700,119	21,870	-	29,285	-	13,243	63,408	3,865,404	34,615	515,150	-	-	128,527
240	8	Suame	1	Dadieso	2,161,987	17,041	-	41,698	-	13,243	71,882	4,258,877	34,615	513,929	-	-	119,183
241	9	Bodi	1	Bodi	868,100	11,812	-	36,418	-	14,209	62,438	3,623,997	34,615	624,861	-	-	138,843
TOTAL					13,566,201	123,516	49,011	357,037	44,542	121,119	695,226	32,963,078	311,538	5,949,543	-	4,325,172	1,350,440

ASHANTI REGION			Status	Capital	COMPENSATION		GOG GOODS AND SERVICE TRANSFER				Total Goods & Services		DDF		UNICEF-RBF	SECONDARY CITIES PROJ	MAG AGRIC
CODE No.	MMDAs	AMOUNT			Feeder	Urban	MoFA	Town & C & Comm. Dev.	GOODS & SERVICES	DACF	CAPACITY INVESTMENT						
250	1	Adansi South	1	New Edubiase	1,740,059	17,424	-	46,572	11,000	13,635	88,631	3,982,797	34,615	398,141	-	-	181,857
251	2	Obuasi	2	Obuasi	4,279,857	-	38,120	35,906	32,674	14,601	121,000	4,731,270	34,615	175,943	-	11,386,577	111,824
252	3	Sekyere South	1	Agona	3,120,720	18,347	-	42,916	11,868	13,635	86,766	3,665,200	34,615	742,207	-	-	149,186
253	4	Ahafo Ano North	2	Tepa	2,439,722	10,891	-	38,043	11,868	13,635	74,437	3,964,949	34,615	718,559	-	-	156,390
254	5	Ahafo Ano South East	1	Manranso	1,176,374	19,415	-	46,372	11,868	13,635	91,290	3,885,280	34,615	456,038	-	-	137,082
255	6	Bekwai Municipal	2	Bekwai	3,048,721	-	27,228	41,698	32,674	14,601	116,201	4,158,285	34,615	755,942	-	-	166,776
256	7	Amansie West	1	Manso-	1,637,226	22,125	-	46,166	11,868	13,635	93,794	3,920,008	34,615	472,693	-	-	166,094
257	8	Asante Akim Central Mun	2	Konongo-Odumase	4,133,324	-	27,228	45,353	32,674	14,601	119,857	4,106,360	34,615	601,499	-	-	141,825
258	9	Asante Akim South	2	Juaso	2,326,621	10,891	-	50,227	11,868	13,635	86,621	3,814,597	34,615	774,017	-	-	169,715
259	10	Ahwima Nwabiagya	2	Nkwawie	2,663,143	10,891	-	50,227	11,868	13,635	86,621	3,993,812	34,615	519,642	-	-	140,315
260	11	Bosomtwe	1	Kuntinase	3,295,764	22,422	-	44,136	32,674	14,601	113,832	3,810,884	34,615	760,729	-	-	138,620
261	12	Ejisu	2	Ejisu	3,336,002	-	27,228	47,790	11,868	13,635	100,628	3,895,454	34,615	391,624	-	-	119,659
262	13	Ejura Sekyredumasi	2	Ejura	3,307,778	20,987	-	60,787	33,566	15,356	130,695	3,499,807	34,615	689,953	-	-	187,178
263	14	Kumasi	3	Kumasi	16,503,230	-	27,228	52,664	11,868	13,635	105,395	8,846,799	34,615	1,490,050	-	-	146,317
264	15	Kwabre East	2	M													

"Consolidating the Gains for Growth, Jobs & Prosperity for all"

APPENDIX 8D: 2020 BUDGET CEILINGS (GH¢) - MMDAS

AHAFO REGION				COMPENSATION AMOUNT	GOG GOODS AND SERVICE TRANSFER				Total Goods & Services	DACF	CAPACITY INVESTMENT	DDF	UNICEF-RBF	SECONDARY CITIES PROJ	MAG AGRIC	
CODE No.	MMDAs	Status	Capital		Feeder	Urban	MoFA	Town & C & Comm. Dev.								
290	1	Asunaflo North Municipal	2	Goaso	2,797,376	-	27,228	42,916	11,868	11,929	93,941	3,684,565	34,615	794,181	164,743	
291	2	Asutifi North	2	Kenyasi	1,853,026	17,359	-	42,916	32,674	12,894	105,844	3,266,420	34,615	647,186	142,808	
310	3	Tano South	2	Bechem	3,017,090	10,891	-	33,169	11,868	11,929	67,856	3,686,868	34,615	637,660	147,904	
232	4	Asutifi South	1	Hwidem	1,303,402	19,813	-	35,606	-	11,929	67,347	3,468,794	34,615	661,391	126,660	
307	5	Asunaflo South	1	Kukuuo	1,824,095	16,337	-	31,634	7,624	11,929	67,524	3,950,965	34,615	802,564	202,612	
308	6	Tano North	2	Duayaw	1,303,402	10,891	-	33,891	11,868	11,929	68,578	3,893,389	34,615	651,501	163,410	
TOTAL					12,998,392	75,292	27,228	220,132	75,901	72,537	471,090	21,951,001	207,692	4,194,484	-	946,137

BONO EAST REGION				COMPENSATION AMOUNT	GOG GOODS AND SERVICE TRANSFER				Total Goods & Services	DACF	CAPACITY INVESTMENT	DDF	UNICEF-RBF	SECONDARY CITIES PROJ	MAG AGRIC	
CODE No.	MMDAs	Status	Capital		Feeder	Urban	MoFA	Town & C & Comm. Dev.								
296	1	Aleebu Amanin	2	Aleubu	2,187,584	-	-	38,043	32,674	12,894	106,311	3,905,813	34,615	872,984	171,998	
292	2	Kintampo North Municipal	2	Kintampo	3,476,264	22,721	27,228	29,251	7,624	11,929	76,294	3,665,136	34,615	823,016	225,310	
297	3	Nkoranza South Municipal	2	Nkoranza	3,822,200	16,424	-	44,947	32,674	11,929	58,418	3,708,343	34,615	729,050	152,395	
298	4	Sene West	1	Kwame Danso	1,967,584	19,479	-	33,169	7,624	11,929	72,200	3,615,385	34,615	743,331	181,433	
301	5	Techiman Municipal	2	Techiman	6,325,314	-	27,228	39,261	11,868	11,929	90,286	3,513,077	34,615	730,391	7,702,299	155,148
303	6	Pru East	1	Yeji	1,527,584	22,465	-	33,169	11,868	11,929	79,430	3,783,797	34,615	534,644	164,127	
306	10	Kintampo South	1	Jema	2,297,584	13,990	-	44,135	11,868	11,929	81,921	3,608,626	34,615	841,369	175,801	
311	7	Nkoranza North	1	Busunya	1,759,441	22,391	-	27,979	11,868	11,929	74,166	3,776,934	34,615	685,117	153,763	
113	8	Techiman North	1	Tuobodom	2,324,634	13,681	-	34,387	11,868	11,929	71,864	4,310,873	34,615	619,567	119,327	
314	9	Sene East	1	Kajaji	1,209,441	21,492	-	39,261	-	12,894	73,646	3,759,937	34,615	779,941	199,092	
317	11	Pru West	1	Prang	851,100	26,490	-	26,490	-	11,929	38,418	3,809,309	34,615	534,644	176,936	
TOTAL					26,960,048	152,622	54,457	382,231	139,934	134,110	863,354	41,457,230	380,769	7,893,655	7,702,299	1,875,329

BONO REGION				COMPENSATION AMOUNT	GOG GOODS AND SERVICE TRANSFER				Total Goods & Services	DACF	CAPACITY INVESTMENT	DDF	UNICEF-RBF	SECONDARY CITIES PROJ	MAG AGRIC		
CODE No.	MMDAs	Status	Capital		Feeder	Urban	MoFA	Town & C & Comm. Dev.									
293	1	Berekum East	2	Berekum	3,361,864	-	27,228	35,606	32,674	12,894	108,402	3,904,168	34,615	422,244	6,949,869	140,741	
294	2	Dormaa Central Municipal	2	Dormaa	3,476,264	-	27,228	39,251	11,868	11,929	90,286	3,593,375	34,615	702,466	3,593,572	149,324	
295	3	Jaman South	2	Drobo	2,261,864	13,070	-	44,947	11,868	11,929	81,813	3,618,822	34,615	754,836	157,235		
299	4	Sunyani Municipal	2	Sunyani	6,170,256	-	27,228	42,916	32,674	12,894	115,713	3,670,131	34,615	685,283	8,272,268	137,690	
302	11	Wechi Municipal	2	Wenchi	3,365,563	-	32,674	39,261	11,868	11,929	95,731	3,611,419	34,615	743,565	205,558		
304	12	Tain	1	Nsawkaw	2,354,347	14,912	-	33,169	-	11,929	60,009	3,318,333	34,615	796,467	210,887		
305	5	Jaman North	1	Sampa	1,856,577	17,359	-	40,073	-	11,929	69,361	3,689,141	34,615	808,118	147,869		
309	6	Sunyani West	1	Odamasi	3,364,001	16,337	-	29,513	7,624	11,929	65,403	3,787,055	34,615	672,138	149,563		
310	7	Dormaa East	1	Wamle	1,697,150	16,337	-	26,490	7,624	11,929	62,379	3,683,447	34,615	614,219	129,563		
315	8	Barama	1	Banda Ahenkro	980,989	14,179	-	38,043	-	11,929	64,150	4,192,329	34,615	535,771	162,718		
316	9	Dormaa West	1	Nkran Nkwana	1,376,702	17,295	-	34,387	32,674	12,894	87,250	4,264,007	34,615	576,925	122,385		
318	10	Berekum West	1	Jinjini	812,702	-	-	26,490	-	11,929	38,418	3,905,997	34,615	281,496	145,475		
TOTAL					31,078,290	109,489	114,360	430,156	148,873	146,039	948,916	45,238,224	415,385	7,603,528	-	18,815,709	1,858,977

NORTHERN REGION				COMPENSATION AMOUNT	GOG GOODS AND SERVICE TRANSFER				Total Goods & Services	DACF	CAPACITY INVESTMENT	DDF	UNICEF-RBF	SECONDARY CITIES PROJ	MAG AGRIC		
CODE No.	MMDAs	Status	Capital		Feeder	Urban	MoFA	Town & C & Comm. Dev.									
331	1	Yendi Municipal	2	Yendi	2,448,393	17,166	38,120	47,790	32,674	14,092	149,842	3,473,783	34,615	940,360	323,356	165,085	
334	2	Gushiegu	2	Gushiegu	1,335,471	18,347	-	35,606	-	13,127	67,079	3,774,415	34,615	1,040,271	71,223	266,199	
335	3	Nanumba North	2	Bimbilla	1,692,031	22,534	-	34,387	-	13,127	70,048	4,111,205	34,615	1,113,756	153,543	155,210	
336	4	Saboba	1	Saboba	1,192,726	15,085	-	55,913	-	13,127	84,125	3,363,836	34,615	398,603	111,088	155,639	
337	5	Savelugu	2	Savelugu	3,789,283	17,166	-	72,640	7,624	13,127	110,556	3,790,386	34,615	644,738	178,223		
338	6	Tolon	1	Tolon	2,771,100	21,910	-	60,621	43,566	14,847	140,943	3,380,547	34,615	796,867	21,951	155,698	
339	7	Tamale Metropolitan	3	Tamale	11,273,048	-	54,457	30,958	11,868	13,127	110,409	4,225,681	34,615	638,005	156,271		
342	8	Zabzugu	1	Zabzugu	1,060,897	21,783	-	44,135	-	13,127	79,944	3,550,205	34,615	803,678	60,398	157,762	
343	9	Karaga	1	Karaga	1,451,146	16,337	-	38,877	-	13,127	68,341	3,548,787	34,615	928,691	171,394	169,332	
347	10	Nanumba South	1	Wulensi	1,172,011	16,337	-	34,387	-	13,127	63,851	4,071,716	34,615	968,568	121,963	143,671	
349	11	Kpandai	1	Kpandai	1,321,056	16,337	-	49,685	-	13,127	79,149	3,791,077	34,615	594,566	292,621	159,200	
351	12	Mion	1	Sang	1,306,266	17,562	-	35,561	-	13,127	66,249	4,150,435	34,615	868,479	86,731	218,832	
352	13	Sagnerigu	2	Sagnerigu	3,208,445	16,141	-	50,227	11,868	13,127	91,362	3,862,019	34,615	800,766	27,685	7,438,956	140,489
353	14	Tatale Sanguli	1	Tatale	1,207,676	22,190	-	31,950	-	13,127	67,267	3,712,578	34,615	799,614	286,202	156,519	
355	15	Kumbungu	1	Kumbungu	2,282,175	17,562	-	34,252	-	13,127	64,940	3,411,324	34,615	626,600	33,085	140,099	
356	16	Nanton	1	Nanton	862,959	-	-	34,387	-	13,127	47,514	3,791,803	34,615	429,825	172,768		
TOTAL					38,374,682	256,456	92,577	691,376	107,599	212,711	1,360,718	60,009,795	553,846	12,443,386	1,761,239	7,438,956	2,711,395

SAVANNAH REGION				COMPENSATION AMOUNT	GOG GOODS AND SERVICE TRANSFER				Total Goods & Services	DACF	CAPACITY INVESTMENT	DDF	UNICEF-RBF	SECONDARY CITIES PROJ	MAG AGRIC		
CODE No.	MMDAs	Status	Capital		Feeder	Urban	MoFA	Town & C & Comm. Dev.									
330	1	Bole	1	Bole	1,567,927	16,645	-	43,729	11,868	13,127	85,368	3,333,238	34,615	720,285	13,627	174,189	
332	2	East Gonja	2	Salaga	2,005,025	20,682	-	39,261	11,868	13,127	84,937	4,084,619	34,615	625,445	314,720	206,308	
340	3	West Gonja	1	Damango	1,933,717	19,199	-	27,511	11,868	13,127	71,704	3,236,708	34,615	576,400	26,500	229,993	
343	4	Sawla Tuna Kalba	1	Sawla	1,271,157	19,731	-	40,479	-	13,127	73,337	3,747,927	34,615	541,019	13,519	141,309	
345	5	Central Gonja	1	Buipe	1,846,085	16,337	-	50,227	7,624	13,127	87,315	3,662,322	34,615	754,308	49,322	253,540	
350	6	North Gonja	1	Daboya	980,406	15,085	-	36,824	-	13,127	65,036	3,513,563	34,615	656,374	13,139	197,513	
358	7	North East Gonja	1	Kpalbe	650,406	15,085	-	36,824	7,624	13,127	72,660	4,094,779	34,615	416,963	216,249		
TOTAL					10,224,724	122,765	-	274,855	50,851	91,886	540,357	25,675,157	242,308	4,290,793	430,827	2,105,190	1,419,101

NORTH EAST REGION			
-------------------	--	--	--

APPENDIX 9: GOVERNMENT MEASURES TO IMPLEMENT RECOMMENDATIONS OF PARLIAMENT IN RESPECT OF THE REPORT OF THE AUDITOR-GENERAL

PARLIAMENT RECOMMENDATION	MEASURES TO IMPLEMENT RECOMMENDATION
Recommendation to ensure timely collection of tax revenues and the application of penalty charges on default tax payers by the Ghana Revenue Authority (GRA).	<p>The Ghana Revenue Authority has been retooled through change in its key management personnel to improve timely revenue collection with renewed vision and strategies.</p> <p>GRA has enhanced the use of technology and data analytics to improve its tax payer targeting and mobilization efforts.</p> <p>The tax compliance Unit of the GRA has been retooled to pursue comprehensive collection of all outstanding taxes due. Some of the measures include; issuance of demand notices to tax debtors, garnisheed bank account of recalcitrant taxpayers and the application and enforcement of tax penalty on default tax payment.</p> <p>GRA has also intensified its tax education efforts through targeted and general tax education to promote voluntary tax compliance. Steps have been taken to improve the tax compliance processes to make it convenient and friendly to tax payers.</p> <p>To encourage oversight for tax compliance, the Internal Audit Agency has taken steps to inform Internal Audit Units in MDAs to conduct quarterly tax compliance reviews of their MDAs as part of their annual work plan. This is aimed at ensuring effective tax compliance across all MDAs.</p>
Recommendation to end the Payment of unearned salaries.	<p>The CAGD through the Electronic Salary Payment Voucher (ESPV) system presently validate salaries of officers through confirmation by the head of the Institution to which the officer works before payment of salaries. The continuous and efficient use of the system will prevent the payment of unearned salaries. Punitive measures will be meted out to supervisors who validate non-existing staff that create unearned salaries.</p>
	<p>The Internal Audit Units in MDAs have been requested to include in their annual work plan, regular payroll and treasury audit to review payroll and treasury transactions of the MDAs to ensure proper accounting. This effort is aimed at improving the internal controls in the salary validation and payment to safeguard the use of public funds.</p>
Recommendation to ensure recovery of loans granted by Government to private and public institutions, as well as staff advances.	<p>Government has centralized the monitoring and recovering of loans receivables on Government books to ensure proper accountability and debt recoveries.</p> <p>The Ministry of Finance has instituted strong collaboration between MOF/CAGD to build proper systems for; communicating, disbursement, reporting, recording and filing of relevant supporting documentations for all on-lending loans.</p> <p>The Ministry of Finance has in accordance with section 67 of ACT 921, instituted measure to undertake due diligence and credit risk assessment for on-lending Loans.</p> <p>The CAGD has instructed its officers to ensure that advances granted to staff are covered with proper agreement to ensure timely monitoring and repayment. The Ministry of Finance will incorporate in the budget implementation guideline for 2020, the requirement of all heads of institutions to ensure that, all advances granted to staff of public institutions are covered with proper agreement and monitoring mechanism to ensure timely repayments.</p>
Recommendations to address all procurement irregularities under the Public Procurement Act 2003, (Act 663) as amended.	<p>The Public Procurement Authority is being empowered to undertake regular risks based procurement reviews and assessments to ensure improvements in the control environment in public institutions regarding public procurements.</p> <p>Key provisions of the procurement Act shall be provided to covered entities as part of the budget implementation guidelines to provide procurement education and ensure accountability.</p>
The committee recommends to all Heads of entities to desist from the practice where covered entities fail to respond to Audit queries in time. Auditor-General should begin to exercise his powers to surcharge defaulting heads of entities.	<p>In accordance with section 86 of the PFM Act 2016, (ACT 921), the Minister for Finance issued guidelines on the operations of Audit Committees in covered entities. One of the key function of the Audit committee is to ensure that covered entities pursue the implementation of audit recommendations and also improve the audit engagements of covered entities with auditors.</p>

APPENDIX 10A: DEBT TO GDP

Public Debt (GHS millions)					
	2015	2016	2017	2018	Sept., 2019
External Debt	59,912.81	68,859.62	75,847.49	86,168.97	107,166.78
Domestic Debt with Bailout	40,322.14	53,403.39	66,769.08	86,899.73	101,398.40
Total Debt with Bailout	100,234.95	122,263.00	142,616.57	173,068.70	208,565.18
<i>Domestic Debt without Bailout</i>	<i>40,322.14</i>	<i>53,403.39</i>	<i>66,769.08</i>	<i>77,318.58</i>	<i>90,700.31</i>
Total Debt without Bailout	100,234.95	122,263.00	142,616.57	163,487.55	197,867.09
Debt to GDP					
	2015	2016	2017	2018	Sept., 2019
External Debt/GDP	33.21%	32.02%	29.55%	28.67%	31.11%
Domestic Debt/GDP with Bailout	22.35%	24.83%	26.01%	28.91%	29.44%
Total Debt/GDP with Bailout	55.56%	56.85%	55.56%	57.58%	60.55%
<i>Domestic Debt/GDP without Bailout</i>	<i>22.35%</i>	<i>24.83%</i>	<i>26.01%</i>	<i>25.72%</i>	<i>26.33%</i>
Total Debt/GDP without Bailout	55.56%	56.85%	55.56%	54.39%	57.44%

APPENDIX 10B: NEW LOAN COMMITMENTS

S/N	Project/Financing Title	Sector	Creditor	Date Signed	Curr	Loan Amount	USD Equivalent
Concessional Loan							252,100,000.0
1	Support to Basic Education in Five Regions Project	Education	Arab Bank for Economic Development(BADEA)	18-Oct-19	USD	13,500,000.0	13,500,000.0
2	Rehabilitaion and Upgrading of Potable System in Yendi	Water Supply	Export-Import Bank of India	5-Apr-19	USD	30,000,000.0	30,000,000.0
3	Strengthening Agricultural Mechanization Service Centers	Food and Agriculture	Export-Import Bank of India	5-Apr-19	USD	150,000,000.0	150,000,000.0
4	Dome-Kwabenya-Kitaase Trunk Road	Roads and Highways	Kuwait Fund for African Economic Development	13-Sep-19	USD	24,000,000.0	24,000,000.0
5	Additional Funding for Bolgantanga Regional Hospital - Phase III	Health	Saudi Fund for Development	4-Sep-19	USD	20,000,000.0	20,000,000.0
6	Ghana Incentive Based Risk Sharing System for Agricultural Lending (GIRSAL) Project	Food and Agriculture	African Development Fund	12-Mar-19	USD	14,600,000.0	14,600,000.0
World Bank Loan							90,000,000.0
7	First Africa Higher Education Centers of Excellence for Development Impact Project	Education	World Bank	18-Oct-19	XDR	42,900,000.0	60,000,000.0
8	Financial Sector Development Project	Finance	World Bank	27-Jun-19	XDR	21,450,000.0	30,000,000.0
Non-Concessional Loans							1,197,158,007.1
9	Supply of 300 sets of Global Multipurpose Mini Tractors and 220 Compact (CABRIO I and II) Tractors	Food and Agriculture	Gov't of Czech Republic	14-Feb-19	XEU	10,000,000.0	11,025,222.1
10	Strengthening of Agricultural and Mechanisation Services Centre (AMSECs)	Food and Agriculture	Export-Import Bank of India	5-Apr-19	USD	150,000,000.0	150,000,000.0
11	Expansion of University of Ghana Hospital-Phase II	Health	Bank Hapoalim	7-Mar-19	XEU	45,623,656.0	50,301,093.9
12	Modernisation of the Komfo Anokye Teaching Hospital and associated buildings in the Ashanti region of Ghana	Health	Deutsche Bank, Frankfurt	8-Nov-19	XEU	153,809,224.1	169,578,085.3
13	Design, Fabrication, Supply and Installation of 50 No. Composite Bridges and Related Civil Works	Roads Highways	Gov't of Czech Republic	2-Apr-19	XEU	47,500,000.0	52,369,804.9
14	Execution and Completion of the Military Housing units for the Ghana Armed Forces	Housing and Urban Development	Poly Changda Overseas Eng.	24-May-19	USD	100,000,000.0	100,000,000.0
15	Overall upgradation and modinization of the vocational education system in Ghana	Education	ING Bank/ Government of Netherlands	1-Jul-19	XEU	123,287,931.7	135,927,682.6
16	Rehabilitaion and auxiliary infrastructure of Kumasi Inner Ring Road and adjacent streets	Roads Highways	Deutche Bank, Frankfurt	12-Jul-19	XEU	55,000,000.0	60,638,721.4
17	Phase 3 of the Kumasi Airport redevelopment in the Republic of Ghana	Aviation	Deutche Bank, Frankfurt	8-Nov-19	XEU	64,477,065.7	71,087,396.8
18	Accra Intelligent Traffic Management System project	Transport	China Development Bank	17-Apr-19	USD	210,660,000.0	210,660,000.0
19	Construction of Eleven Coastal Fishing Landing Sites Project	Food and Agriculture	China Development Bank	17-Apr-19	USD	185,570,000.0	185,570,000.0
International Capital Market Issuance							3,000,000,000.0
20	Eurobond Issuance	Budget Support	Citi Group Bank	18-Mar-19	USD	3,000,000,000.0	3,000,000,000.0
TOTAL							4,539,258,007.1

APPENDIX 10C: APPROVED PROJECT LIST TO BE FUNDED FROM EXTERNAL NON-CONCESSIONAL LOANS FOR 2020

APPROVED LIST OF NON-CONCESSIONAL PROJECT LOANS FOR 2020-2022

Based on the 2020 fiscal framework for the medium term, an annual limit of US\$750 Million is set per year for the medium-term for the contracting of non-concessional debt for projects and programmes for which concessional financing is not available.

PROJECT TITLE	POLICY OBJECTIVE
1 Implementation of Rural Telephony project	Expand communication infrastructure to the peri-urban and rural communities to enhance economic development
2 Delivery of National Digital Literacy project	To deepen the e-commerce sector of the economy to enhance the livelihood of the populace
3 Construction of a Forward Operating Base	To strengthen security at the western border of the country and to ward-off threats to the country's oil fields.
4 Purchase of Night Vision Binoculars, Monocular Accessories and Training for the GAF	Raise the effectiveness of the GAF a notch higher and guarantee the safety of personnel
5 Construction of 9 Centre of excellence for Council for Technical and Vocational Education and Training (COTVET)	To modernise technical and vocational education and improve the competence of the Ghanaian labour force
6 ICT project for School Management System for Ministry of Education	To introduce ICT in school management and achieve accountability in the use of resources
7 Completion of University of Environment and Sustainable Development, Somanya	To create a higher educational institution and a centre of excellence that is focused on the study of the environment and science
8 Implementation of Rural Electrification Nationwide	Contribute to the achievement of Government's target of universal access to electricity (a minimum of 90%) by 2020
9 Construction of Hospitals in Tema, Nkoranza, Korle-Bu Maternity and, Urology, Anyinam, Obuasi and the Central Medical Stores, Accra Psychiatric Hospital.	To improve access to quality health care services and infrastructure
10 Delivery of 100 Ambulance Vehicles and the Supply of Medical Equipment for Selected Health Centres	To improve access to quality health care services and infrastructure.
11 Purchase of Fire Tenders and Equipment for GNFS	To modernise and strengthen the Ghana National Fire Service
12 Supply of Patrol Boats and Provision of Specialised Training in Maritime Operation for Ghana Police Service	To strengthen security around oil fields and territorial waters of Ghana.
13 Construction of sections of the Western, Central and ART railway lines and the purchase of rolling stock.	Provide efficient and alternative transportation system to open up the country for economic development
14 Asphaltic overlay of Accra, Tamale, Sekondi Takoradi, Teshi link and the streets of the newly created regional capitals	To improve road networks in the country and make them motorable throughout the year.
15 Construction of the Dikpe, Ankobra, and Iture Bridges and other emergency bridges	To improve road networks in the country and make them motorable throughout the year.
16 Construction of Bolga Bawku Road, Eastern Corridor Lot 1, refinancing of lot 5 and 6 of Eastern corridor road project, Peduase Koforidua, Agona-Nkwanta-Tarkwa, Tamale-Walewale and Bechem-Akomadam road projects	To improve road networks in the country and make them motorable throughout the year.
17 Expansion of Aflao, Takoradi, Berekum, Fanteakwa-Begoro, Weija, Kpong and Tarkwa water projects	To improve access to potable water in deprived communities and reduce water borne diseases
18 Land administration and reform project	To modernise land administration in Ghana and reform the institution.
19 Rehabilitation of NAFTAI to a state of the art centre	To modernise the creative industry to play an important role in the development of talents for economic development.

"Consolidating the Gains for Growth, Jobs & Prosperity for all"

APPENDIX 10D: EXTERNAL DEBT SERVICE PAYMENTS BY SECTOR

SIN	Sector/Ministry/Department/Agency/Project	Debt Service Payments in 2020			Debt Service Payments in 2021			Debt Service Payments in 2022			Debt Service Payments in 2023		
		GHC			GHC			GHC			GHC		
		Principal	Int. + Chgs	Total	Principal	Int. + Chgs	Total	Principal	Int. + Chgs	Total	Principal	Int. + Chgs	Total
	ADMINISTRATION SECTOR	2,005,504,024.94	4,406,460,407.88	6,411,964,432.82	2,175,838,830.15	4,409,299,303.87	6,585,138,134.01	2,091,740,031.31	4,247,173,866.37	6,338,913,897.68	4,881,536,388.67	4,094,646,159.78	8,976,182,546.45
1	Office of Government Machinery	3,779,305.64	715,410.36	4,494,715.99	3,930,446.14	708,185.10	4,638,631.24	3,930,446.14	678,297.30	4,608,743.44	3,930,446.14	648,409.58	4,578,852.72
2	Parliament of Ghana	5,616,890.21	38,179.50	5,655,069.71	5,841,518.67	21,941.69	5,863,460.36	2,920,759.34	4,417.15	2,925,176.49	-	-	-
3	Ghana Audit Service	-	756,211.23	756,211.23	-	1,224,790.01	1,224,790.01	-	1,301,589.90	1,301,589.90	-	1,300,707.47	1,300,707.47
4	Public Services Commission	11,939.29	1,934,697.42	1,946,636.71	12,416.76	2,565,556.37	2,577,973.13	12,416.76	3,201,934.03	3,214,350.79	12,416.76	3,838,311.85	3,850,728.61
5	Ministry of Foreign Affairs and Regional Integration	47,655,833.37	5,026,848.19	52,682,681.56	24,780,833.35	6,907,625.99	31,688,459.34	24,780,833.35	4,379,766.64	29,160,600.00	24,780,833.35	822,810.72	25,603,644.07
6	Ministry of Finance	1,555,100,805.05	4,277,815,265.69	5,832,916,070.74	1,674,548,669.18	4,300,752,178.23	5,975,300,847.41	1,713,487,463.26	4,161,727,061.71	5,875,214,524.98	4,531,844,540.95	4,022,156,053.04	8,554,000,593.99
7	Ministry of Local Government and Rural Development	393,339,251.38	120,173,795.51	513,513,046.90	466,724,946.04	97,119,026.48	563,843,972.51	346,608,112.45	75,880,799.63	422,488,912.08	320,968,151.46	65,879,867.13	386,848,018.59
	ECONOMIC SECTOR	1,602,958,339.55	351,609,186.43	1,954,567,525.98	1,643,327,370.62	281,943,002.73	1,925,270,373.35	1,535,807,665.33	244,371,645.99	1,780,179,311.32	1,414,850,155.03	209,232,002.62	1,624,082,157.65
8	Ministry of Food and Agriculture	99,914,599.96	49,096,022.22	149,010,622.18	113,259,340.72	52,961,432.02	166,220,772.74	144,412,576.90	56,957,767.16	201,370,344.06	166,473,502.83	60,328,432.93	226,801,935.75
9	Ministry of Fisheries & Aquaculture Development	12,933,732.11	3,616,046.10	16,549,778.21	16,638,805.04	3,684,341.83	20,323,146.87	19,826,637.24	3,434,512.30	23,261,149.54	19,826,637.24	3,171,379.58	22,998,016.83
10	Ministry of Lands and Natural Resources	7,421,630.00	4,354,175.85	11,775,805.84	11,008,767.75	4,469,239.47	15,478,007.22	14,299,102.60	4,385,943.61	18,685,046.20	18,724,238.73	4,299,654.51	23,023,893.24
11	Ministry of Trade and Industry	19,922,575.56	7,555,850.45	27,478,426.01	23,544,622.24	7,607,226.19	31,151,848.43	30,511,023.59	7,379,547.74	37,890,571.33	30,511,023.59	7,125,845.90	37,636,869.50
12	Ministry of Tourism, Culture and Creative Arts	-	1,486,472.61	1,486,472.61	-	1,826,619.90	1,826,619.90	-	2,395,936.72	2,395,936.72	3,774,967.34	2,365,253.37	6,740,220.72
13	Ministry of Environment, Science, Technology and Innovation	12,193,046.85	2,691,657.60	14,884,704.45	12,681,159.66	2,726,787.23	15,407,946.89	12,681,159.66	2,670,887.07	15,352,046.73	12,681,159.66	2,614,429.75	15,295,589.41
14	Ministry of Energy	1,450,572,755.07	282,808,961.61	1,733,381,716.67	1,466,194,675.21	208,667,366.08	1,674,862,031.29	1,314,077,165.34	167,137,051.39	1,481,214,216.73	1,162,858,625.64	128,727,006.57	1,291,585,632.20
	INFRASTRUCTURE SECTOR	2,323,522,549.59	499,654,515.53	2,823,177,065.12	2,091,433,975.15	438,092,815.26	2,529,526,790.41	2,142,029,085.83	380,427,695.06	2,522,456,780.90	1,919,903,910.06	313,652,609.28	2,233,556,519.34
15	Ministry of Water Resources and Sanitation	463,773,246.66	84,321,887.81	548,095,134.47	347,653,055.04	72,326,662.43	419,979,717.47	359,655,284.55	66,495,003.32	426,150,287.86	304,164,359.27	59,495,553.06	363,659,912.33
16	Ministry of Works & Housing	281,831,161.33	36,713,449.72	318,544,611.05	158,695,569.35	20,530,145.72	179,225,715.08	132,531,776.47	16,451,549.87	148,983,326.34	132,531,776.47	11,837,021.00	144,368,797.48
17	Ministry of Roads and Highways	672,053,882.45	169,199,833.95	841,253,716.40	631,699,585.54	141,665,607.80	773,365,193.34	649,232,700.40	114,394,288.97	763,626,989.37	604,417,945.85	83,340,318.74	687,758,264.59
18	Ministry of Communications	164,904,958.26	36,080,518.60	200,985,476.86	171,651,476.37	35,704,350.10	207,355,826.48	171,651,476.37	34,332,590.83	205,984,067.20	169,156,333.64	32,960,831.47	202,117,165.10
19	Ministry of Railways Development	239,782,081.13	69,241,233.96	309,023,315.10	249,371,351.76	68,500,672.65	317,872,024.42	249,371,351.76	61,111,964.39	310,483,316.16	249,371,351.76	51,842,406.94	301,213,758.71
20	Ministry of Aviation	155,223,566.35	40,424,242.66	195,647,809.01	188,173,493.16	35,763,674.31	223,937,167.48	206,676,515.38	26,479,066.49	233,155,571.87	171,987,596.28	16,166,187.72	88,153,783.99
21	Ministry of Transport	345,953,653.40	63,673,348.82	409,627,002.22	344,189,443.91	63,601,702.24	407,791,146.15	372,909,980.89	61,163,241.20	434,073,222.09	387,874,546.78	58,010,290.36	445,884,837.14
	SOCIAL SECTOR	927,099,581.04	179,099,062.66	1,106,198,643.70	1,023,852,445.44	178,865,732.18	1,202,718,177.62	1,028,511,275.34	170,986,273.54	1,199,497,548.88	833,485,437.54	151,194,998.39	1,044,679,535.93
22	Ministry of Education	129,262,117.80	61,660,468.53	190,922,586.33	144,006,908.96	71,743,603.97	215,750,512.93	147,528,256.94	75,241,083.10	222,769,340.04	148,706,028.70	73,828,614.01	222,534,642.70
23	Ministry of Health	797,688,137.58	117,328,248.61	915,016,386.19	879,687,006.26	107,006,497.67	986,693,503.93	880,824,488.18	95,630,748.85	976,455,237.02	784,620,878.63	77,252,231.72	861,873,110.35
24	Ministry of Gender, Children and Social Protection	149,325.66	110,345.51	259,671.17	158,530.22	115,630.54	274,160.76	158,530.22	114,441.60	272,971.82	158,530.22	113,252.66	271,782.88
	PUBLIC SAFETY SECTOR	259,020,251.65	46,965,551.25	305,985,802.90	262,790,919.08	13,862,372.76	276,653,291.84	211,526,088.93	9,134,895.64	220,660,984.58	208,102,970.03	6,775,262.78	214,878,232.80
25	Ministry of Defence	206,795,581.09	42,573,283.82	249,368,864.91	215,065,668.59	10,435,639.11	225,501,307.70	170,348,925.02	6,526,753.01	176,875,678.02	166,755,276.31	4,967,064.07	171,722,340.38
26	Ministry of Interior	52,224,670.56	4,392,267.43	56,616,937.99	47,725,250.49	3,426,733.65	51,151,984.14	41,177,163.92	2,608,142.64	43,785,306.56	41,347,693.72	1,808,198.71	43,155,892.43
	MDAs Total	7,118,104,746.77	5,483,788,723.75	12,601,893,470.52	7,197,243,540.44	5,322,063,226.80	12,519,306,767.24	7,009,614,146.74	5,052,094,376.61	12,061,708,523.35	9,357,478,861.32	4,775,300,132.86	14,132,978,994.17
27	General Government Services	1,225,435,714.14	89,479,081.92	1,314,914,796.06	1,274,442,856.99	39,854,857.18	1,314,297,714.17	-	4,533,250.13	4,533,250.13	-	466,844.85	466,844.85
	Multi Sectoral Total	1,225,435,714.14	89,479,081.92	1,314,914,796.06	1,274,442,856.99	39,854,857.18	1,314,297,714.17	-	4,533,250.13	4,533,250.13	-	466,844.85	466,844.85
	GRAND TOTAL	8,343,540,460.91	5,573,267,805.67	13,916,808,266.58	8,471,686,397.43	5,361,918,083.98	13,833,604,481.41	7,009,614,146.74	5,056,627,626.74	12,066,241,773.48	9,357,478,861.32	4,775,966,977.71	14,133,445,839.02

APPENDIX 11A: MONETARY INDICATORS (GH¢ million)

	Levels (GH¢ Millions)			(Year-on-Year)					
	Sep-17	Sep-18	Sep-19	As at end-Sept. 2017		As at end-Sept. 2018		As at end-Sept. 2019	
				abs	per cent	abs	per cent	abs	per cent
Reserve Money	17,321.66	20,196.06	23,027.84	1,923.12	12.49	2,874.40	16.59	2,831.78	14.02
Narrow Money (M1)	25,503.31	33,067.34	40,227.03	3,670.00	16.81	7,564.03	29.66	7,159.68	21.65
Broad Money (M2)	45,282.59	56,733.18	65,087.69	9,174.19	25.41	11,450.59	25.29	8,354.51	14.73
Broad Money (M2+)	59,491.10	73,821.69	86,008.79	11,146.45	23.06	14,330.60	24.09	12,187.09	16.51
Currency with the Public	8,587.76	9,747.74	11,555.65	882.12	11.45	1,159.98	13.51	1,807.91	18.55
Demand Deposits	16,915.55	23,319.60	28,671.38	2,787.87	19.73	6,404.05	37.86	5,351.78	22.95
Savings & Time Deposits	19,779.27	23,665.83	24,860.66	5,504.20	38.56	3,886.56	19.65	1,194.83	5.05
Foreign Currency Deposits	14,208.51	17,088.52	20,921.10	1,972.25	16.12	2,880.01	20.27	3,832.58	22.43
Sources of M2+									
Net Foreign Assets (NFA)	18,117.66	17,075.55	17,394.12	10,111.46	126.30	(1,042.11)	(5.75)	318.57	1.87
BOG	14,077.48	15,251.58	16,603.68	9,267.89	192.70	1,174.10	8.34	1,352.10	8.87
DMBs	4,040.18	1,823.97	790.44	843.56	26.39	(2,216.22)	(54.85)	(1,033.53)	(56.66)
Net Domestic Assets (NDA)	41,373.43	56,746.14	68,614.67	1,034.99	2.57	15,372.71	37.16	11,868.53	20.92
Claims on Government (net)	11,769.80	23,783.43	33,129.22	(5,397.64)	(31.44)	12,013.63	102.07	9,345.79	39.30
BOG	5,357.61	4,538.59	9,053.16	(4,022.52)	(42.88)	(819.03)	(15.29)	4,514.58	99.47
DMBs	6,412.18	19,244.84	24,076.06	(1,375.12)	(17.66)	12,832.66	200.13	4,831.22	25.10
Claims on Public Sector	6,558.03	6,121.71	7,092.04	(544.32)	(7.66)	(436.32)	(6.65)	970.32	15.85
BOG	1,959.47	2,026.62	1,223.69	33.99	1.77	67.14	3.43	(802.93)	(39.62)
DMBs	4,598.56	4,095.10	5,868.35	(578.31)	(11.17)	(503.46)	(10.95)	1,773.25	43.30
Claims on Private Sector	31,717.74	36,983.53	41,688.86	2,805.09	9.70	5,265.79	16.60	4,705.33	12.72
BOG	461.98	339.18	420.52	60.92	15.19	(122.80)	(26.58)	81.34	23.98
DMBs	31,255.76	36,644.35	41,268.34	2,744.17	9.62	5,388.59	17.24	4,623.99	12.62
Other Items (Net) (OIN) 12	(8,672.14)	(10,142.52)	(13,295.45)	4,171.86	(32.48)	(1,470.39)	16.96	(3,152.92)	31.09
o/w BOG OMO (Sterilisation)	-	-	131.14	339.40	(100.00)	-	-	131.14	-

APPENDIX 11B: SECTORIAL DISTRIBUTION OF BANK OUTSTANDING CREDIT

	Levels (GH¢ Millions)			Year -On-Year Variation					
				As at end-Sept. 2017		As at end-Sept. 2018		As at end-Sept. 2019	
	Sep-17	Sep-18	Sep-19	Abs	Percent	Abs	Percent	Abs	Percent
a Public Sector	5,137.09	4,482.27	5,978.70	(91.92)	(1.76)	(654.82)	(12.75)	1,496.42	33.39
b Private Sector	31,255.76	36,644.35	41,268.34	2,744.17	9.62	5,388.59	17.24	4,623.99	12.62
Agric.,For. & Fish.	1,290.10	1,368.13	1,657.38	91.14	7.60	78.04	6.05	289.24	21.14
Export Trade	303.56	321.50	341.37	(22.10)	(6.79)	17.94	5.91	19.87	6.18
Manufacturing	2,903.03	3,863.17	4,719.71	319.71	12.38	960.14	33.07	856.54	22.17
Trans.,Stor., & Comm.	1,737.16	2,933.29	3,325.30	211.39	13.85	1,196.14	68.86	392.01	13.36
Mining & Quarrying	813.92	1,180.17	1,568.31	193.10	31.10	366.25	45.00	388.14	32.89
Import Trade	2,008.23	1,459.42	1,283.94	202.48	11.21	(548.81)	(27.33)	(175.48)	(12.02)
Construction	3,617.28	3,698.92	4,131.57	403.26	12.55	81.64	2.26	432.64	11.70
Commerce & Finance	5,568.47	7,333.71	7,870.06	76.42	1.39	1,765.24	31.70	536.35	7.31
Elect.,Gas & Water	3,076.86	2,837.40	2,573.06	(389.41)	(11.23)	(239.46)	(7.78)	(264.33)	(9.32)
Services	6,238.17	7,593.77	9,496.60	687.82	12.39	1,355.60	21.73	1,902.84	25.06
Miscellaneous	3,699.00	4,054.87	4,301.04	970.37	35.56	355.87	9.62	246.17	6.07
c Grand Total	36,392.85	41,126.62	47,247.04	2,652.25	7.86	4,733.77	13.01	6,120.41	14.88

APPENDIX 11C: GHANA'S BALANCE OF PAYMENTS – 2018-2019

Ghana's Balance of payments, 2018 - 2019		2018		2019	
		Q1 -Q3. Outturn	Annual Outturn	Q1 -Q3 Outturn (prov)	Annual proj.
<i>Amounts in millions of U.S. dollars, unless otherwise specified</i>					
A.	Current account balance	-1,002.0	-2,043.6	-829.5	-2,066.9
A. 1	Trade balance	1,557.3	1,808.7	1,683.4	2,164.9
A.1.1	Exports, f.o.b.	11,324.2	14,942.7	11,692.8	15,372.3
	<i>of which:</i>				
A.1.1.1	<i>Cocoa beans & Cocoa products</i>	<i>1,569.8</i>	<i>2,180.0</i>	<i>1,573.0</i>	<i>2,125.1</i>
A.1.1.2	<i>Gold</i>	<i>4,281.0</i>	<i>5,435.7</i>	<i>4,647.3</i>	<i>5,603.1</i>
A.1.1.3	<i>Crude oil</i>	<i>3,378.4</i>	<i>4,573.4</i>	<i>3,425.5</i>	<i>4,795.4</i>
A.1.1.4	<i>Other exports</i>	<i>1,625.7</i>	<i>2,062.4</i>	<i>1,412.9</i>	<i>2,103.7</i>
A.1.2	Imports, f.o.b.	-9,766.9	-13,134.1	-10,009.5	-13,207.4
A.1.2.1	Non-oil	-7,869.3	-10,553.2	-8,340.6	-11,131.1
A.1.2.2	Oil & gas	-1,897.5	-2,580.9	-1,668.8	-2,076.3
A.1.3	Services: net	-1,969.1	-2,514.4	-2,559.7	-2,968.5
A.1.3.1	Inflows	5,894.0	7,572.0	6,815.6	7,532.1
A.1.3.2	outflows	-7,863.1	-10,086.5	-9,375.3	-10,500.7
A.1.4	Investment income: net	-2,542.2	-3,921.8	-2,439.6	-3,853.1
A.1.4.1	Inflows	349.7	598.3	287.1	381.9
A.1.4.2	Outflows	-2,892.0	-4,520.1	-2,726.8	-4,235.0
A.1.4.2.1	<i>of which: Interest on public debt</i>	<i>-762.5</i>	<i>-1,403.8</i>	<i>-792.3</i>	<i>-1,927.0</i>
A.1.5	Current Transfers: net	1,952.1	2,583.0	2,486.4	2,589.9
A.1.5.1	Official transfers: net	18.7	18.7	0.0	12.0
A.1.5.2	Private individual transfers: net	1,933.4	2,564.3	2,486.4	2,577.9
B.	Capital & financial account: net	582.0	1,500.4	1,546.1	2,498.9
B.1	Capital account: net	225.8	257.8	178.2	218.7
B.1.1	<i>of which: Capital transfers: net</i>	<i>225.8</i>	<i>257.8</i>	<i>178.2</i>	<i>218.7</i>
B.2	Financial account: net	356.2	1,242.6	1,367.8	2,280.2
B.2.1	Foreign direct investments: net	2,411.1	2,908.2	2,113.6	2,811.1
B.2.2	Portfolio investments: net	1,035.7	929.0	2,368.8	2,644.0
B.2.3	Financial derivatives: net	-257.3	1,493.1	-68.4	-160.0
B.2.3.1	Inflows	10,033.1	13,017.7	3,808.9	3,702.0
B.2.3.2	outflows	-10,290.4	-11,524.6	-3,877.3	-3,862.0
B.2.4	Other investment: net	-3,054.9	-4,087.6	-3,046.2	-3,014.9
B.2.4.1	Medium & long term: net	-1,785.8	-4,246.8	-2,120.4	-1,113.5
B.2.4.1.1	Official capital: net	-249.6	-448.8	-156.3	-86.5
B.2.4.1.1.1	Government oil investment: net	-117.4	-152.8	10.7	-64.4
B.2.4.1.1.2	Loans: net	-132.1	-296.1	-167.0	-22.0
B.2.4.1.1.2.1	Disbursements	477.9	610.7	538.7	1,135.0
B.2.4.1.1.2.2	Amortization	-609.6	-906.8	-705.7	-1,157.0
B.2.4.1.2	Other private capital: net	-1,314.6	-3,798.0	-1,964.1	-1,027.0
B.2.4.1.2.1	Loan: net	-1,094.3	-2,403.1	-711.9	-513.5
B.2.4.1.2.1.1	Inflows	2,481.5	1,024.8	1,373.8	952.6
B.2.4.1.2.1.2	outflows	-3,575.9	-3,427.9	-2,085.7	-1,466.1
B.2.4.1.2.2	Others: net	-220.3	-1,394.9	-1,252.2	-513.5
B.2.4.1.2.2.1	Inflows	2,309.0	998.2	3,719.4	1,596.3
B.2.4.1.2.2.2	outflows	-2,529.3	-2,393.1	-4,971.5	-2,109.8
B.2.4.2	Short-term capital: net	-1,269.2	159.2	-925.8	-1,901.5
B.2.4.2.1	Non-monetary: net	-1,650.4	-336.3	-1,014.4	418.5
B.2.4.2.2	Monetary: net	381.3	495.5	88.6	-2,320.0
C.	Errors & omission: net	-337.4	-128.3	162.3	0.0
D.	Overall balance	-757.4	-671.5	878.9	432.0
E.	Financing	757.4	671.5	-878.9	-432.0
E.1	<i>Changes in net intern., reserve assets (-, incr.)</i>	<i>757.4</i>	<i>671.5</i>	<i>-878.9</i>	<i>-432.0</i>
Memorandum items:					
<i>In per cent of GDP, unless otherwise specified</i>					
F.	Current account	-1.5	-3.1	-1.2	-3.0
G.	Trade balance	2.4	2.8	2.5	3.2
H.	Exports of goods & services	26.3	34.4	27.1	33.6
I.	Imports of goods & services	-26.9	-35.5	-28.4	-34.7
J.	Official current transfers	0.0	0.0	0.0	0.0
K.	Capital & financial account	0.9	2.3	2.3	3.7
L.	FDI	3.7	4.4	3.1	4.1
M.	Remittances	3.0	3.9	3.6	3.8
N.	Overall balance	-1.2	-1.0	1.3	0.6
O.	Gross Intern. Reserves				
O.1	Millions of U.S. dollars	6,756	7,025	8,137	7,457
O.1.1	<i>months of imports</i>	<i>3.6</i>	<i>3.6</i>	<i>4.1</i>	<i>3.8</i>
P.	Net International Reserves				
P.1	Millions of U.S. dollars	3,765	3,851	4,730	4,283
P.1.1	<i>months of imports</i>	<i>2.0</i>	<i>2.0</i>	<i>2.4</i>	<i>2.2</i>
Q.1	Nominal GDP, in millions of U.S. dollars	65,427	65,427	68,258	68,258

APPENDIX 12A: PROVISIONAL 2019 NON-TAX REVENUE ACTUALS AND 2020 PROJECTIONS (GH¢ 000)

Sector/Ministry/Department/Agency	% Retention	2019 Actual (January-September)					2020				
		2019 Projections	Target (Jan-Sept)	Collection (Jan-Sept)	Retention	Loggement	Proj. End-year	Collection	Retention	Loggement	
ADMINISTRATION SECTOR		265,521	145,634	154,332	125,688	28,644	198,678	311,679	230,535	81,144	
Office of Government Machinery		90,285	18,640	11,669	7,593	4,076	15,559	51,777	34,071	17,707	
Office of the Chief of Staff		268	144	328	108	220	437	310	103	208	
Ghana Investment Promotion Centre	33%	86,520	16,758	10,236	6,756	3,480	13,648	45,760	30,202	15,559	
National Identification Authority	66%	3,477	1,738	1,105	729	376	1,473	5,707	3,767	1,940	
Office of the Head of Civil Service		2,497	1,996	1,790	1,765	25	3,555	2,815	2,794	21	
Office of the Head of Civil Service	100%	2,456	1,974	1,752	1,752	-	3,505	2,783	2,783	-	
Public Records & Archives Admin. Dept.	33%	41	22	37	12	25	50	32	10	21	
Public Services Commission		130	16	122	-	122	162	100	-	100	
Public Services Commission	0%	130	16	122	-	122	162	100	-	100	
Ministry of Foreign Affairs and Reg. Integration		85,626	60,136	91,565	91,448	117	108,087	121,576	96,625	24,951	
Foreign Affairs Hq.(Finance Bureau)	16%	12,754	23,700	18,337	18,220	117	20,449	21,068	20,155	912	
Missions	66%	72,872	36,436	73,228	73,228	-	87,637	100,509	76,469	24,039	
Ministry of Finance		49,364	37,003	30,718	12,992	17,726	46,691	104,573	75,279	29,294	
Gen. Administration and Finance	0%	-	-	1,267	1,267	-	1,689	36,681	36,681	-	
Securities and Exchange Commission	100%	16,194	12,146	7,174	7,174	-	12,299	28,205	28,205	-	
Statistical Service	0%	31	24	19	19	-	26	28	28	-	
Institute of Accountancy Training	66%	111	116	77	51	26	103	111	111	-	
CAGD	26%	32,957	24,718	22,181	5,767	16,414	32,575	39,548	10,282	29,265	
Ministry of Local Gov't and Rural Dev.		6,179	4,241	6,455	-	6,455	8,607	8,614	-	8,614	
Births and Deaths Registry	0%	5,987	4,096	6,158	-	6,158	8,211	8,285	-	8,285	
Dept. of Parks and Gardens	0%	192	144	297	-	297	396	328	-	328	
Ministry of Information		31,439	23,603	12,013	11,890	123	16,018	22,224	21,767	458	
Ghana Broadcasting Corporation	100%	31,401	23,579	11,890	11,890	-	15,854	21,767	21,767	-	
Ghana News Agency	0%	-	-	20	-	20	26	363	-	363	
Information Service Department	0%	39	23	104	-	104	138	95	-	95	
ECONOMIC SECTOR		798,274	580,116	526,627	405,325	121,302	692,150	944,855	688,275	256,580	
Ministry of Food and Agriculture		18,450	14,401	16,408	2,878	13,530	21,878	25,194	3,566	21,628	
Animal Production Department	0%	522	371	654	327	327	872	1,350	-	1,350	
Grains and Legumes Development Board	66%	162	122	166	109	56	221	246	162	84	
Plant Protection & Regulatory Service	13%	9,408	7,056	11,067	1,771	9,296	14,756	15,277	1,986	13,291	
Veterinary Services Department	16%	8,218	6,747	4,425	505	3,850	5,900	8,218	1,315	6,903	
Human Resource Dev. and Mgt Directorate	100%	140	105	97	96	1	130	103	-	103	
Ministry of Fisheries and Aquaculture Dev.		24,045	18,007	21,153	13,961	7,192	28,204	133,862	88,349	45,513	
Fisheries Commission	66%	21,895	16,421	19,915	13,144	6,771	26,554	131,606	86,860	44,746	
National Premix Fuel Secretariat	66%	2,150	1,586	1,238	817	421	1,650	2,255	1,489	767	
Ministry of Lands and Natural Resources		410,441	294,928	301,657	220,940	80,717	392,209	418,756	281,436	137,320	
Forestry Commission	66%	106,047	70,676	90,038	90,038	-	120,051	100,241	66,159	34,082	
Corporate Head Office	66%	9,389	6,399	9,389	9,389	-	12,519	2,561	1,690	871	
Forestry Services Division	66%	48,933	32,600	37,312	37,312	-	49,150	53,472	35,292	18,181	
Wild Life Division	66%	4,205	2,803	3,137	3,137	-	4,182	6,314	4,167	2,147	
Timber Industry Development Division	66%	52,909	35,273	40,200	40,200	-	53,601	37,894	25,010	12,884	
Lands Commission	33%	92,108	62,732	120,120	39,640	80,480	150,160	153,486	50,650	102,835	
Minerals Commission	100%	101,194	74,649	84,357	84,357	-	112,476	150,212	150,212	-	
Geological Survey Department	0%	124	93	236	-	236	315	402	-	402	
Office of the Administrator of Stool Lands	100%	110,968	86,777	5,984	5,984	-	7,979	12,983	12,983	-	
Ghana School of Survey and Mapping	100%	-	-	921	921	-	1,228	1,431	1,431	-	
Ministry of Trade and Industry		99,758	71,555	60,074	43,169	16,905	80,099	112,438	66,914	45,524	
Export Promotion Authority	66%	144	118	125	82	42	166	145	96	49	
Ghana Free Zones Board	66%	45,293	33,970	19,608	19,608	-	26,144	21,736	14,346	7,390	
Ghana Standards Authority	59%	43,845	31,569	34,304	20,239	14,065	45,738	73,619	43,435	30,184	
Ministry of Trade and Industry(HQ)	53%	9,211	4,835	5,734	3,039	2,695	7,645	16,474	8,731	7,743	
GRATIS Foundation	100%	382	309	-	-	-	-	-	-	-	
National Board For Small Scale Ind(NBSSI)	66%	1,013	754	304	201	104	406	464	306	158	
Min. of Tourism, Culture and Creative Arts		22,156	15,654	8,836	6,057	2,779	11,781	18,597	12,248	6,349	
Ghana Tourism Authority	66%	12,865	9,974	5,661	3,736	1,925	7,548	9,051	5,973	3,077	
Hotel, Catering & Tourism Training Institute(HOTCATT)	100%	1,086	675	1	1	-	2	1,135	1,135	-	
National Commission on Culture	33%	862	292	623	234	324	662	989	326	662	
National Theatre:											
1. National Theatre (Main)	66%	2,809	1,989	748	748	-	997	3,246	2,143	1,104	
2. Asibigoma Theatre Company	66%	118	72	24	24	-	31	78	51	26	
3. Ghana Dance Ensemble	66%	152	76	171	171	-	228	271	179	92	
Museums:											
1. Ghana Museums and Monuments Board	66%	2,895	1,522	1,020	673	347	1,360	2,131	1,406	725	
2. Kwame Nkrumah Memorial Park	66%	750	562	399	264	136	533	914	603	311	
3. W.E.B. Du Bois Memorial Centre	66%	397	327	126	83	43	168	458	302	156	
Others:											
1. Bureau of Ghana Languages	0%	75	56	95	-	95	127	130	-	130	
2. Folklore Board	66%	34	25	35	35	-	47	72	48	24	
3. National Symphony Orchestra	66%	112	84	88	88	-	117	123	81	42	
Min. of Env., Science, Tech. and Innovation		147,120	108,342	90,930	90,930	-	121,240	158,142	158,142	-	
Environmental Protection Agency	100%	113,350	84,573	58,975	58,975	-	78,633	111,347	111,347	-	
Council for Scientific and Industrial Research	100%	26,937	20,368	17,299	17,299	-	23,055	27,480	27,480	-	
Biotech. and Nuclear Agric. Res. Institute	100%	303	214	201	201	-	268	417	417	-	
Ghana Atomic Energy Commission-Secretariat	100%	106	106	10,344	10,344	-	13,792	12,965	12,965	-	
Radiation Protection Institute	100%	4,363	1,925	2,018	2,018	-	2,690	2,581	2,581	-	
National Nuclear Research Institute	100%	2,062	1,216	657	657	-	876	1,319	1,319	-	
National Nuclear Regulatory Authority	100%	-	-	1,436	1,436	-	1,915	2,033	2,033	-	
Ministry of Energy		76,305	57,228	27,569	27,390	179	36,739	77,867	77,620	247	
Ministry of Energy (HQ)	0%	347	261	179	-	179	219	247	-	247	
Energy Commission	100%	75,957	56,968	27,390	27,390	-	36,520	77,620	77,620	-	
INFRASTRUCTURE		275,748	186,133	178,505	97,231	81,274	238,006	362,929	163,461	199,468	
Ministry of Water Resources and Sanitation		3,629	2,858	1,727	1,140	587	2,302	3,314	2,187	1,127	
Water Resources Commission	66%	3,629	2,858	1,727	1,140	587	2,302	3,314	2,187	1,127	
Min. of Water Resource, Works and Housing		11,497	8,739	9,342	69	9,274	12,456	6,467	365	6,103	
Dept. of Rural Housing	66%	82	60	37	25	13	50	99	33	66	
Min. Works & Housing (Hq'ters)	0%	11,202	8,524	9,067	-	9,067	12,089	5,101	-	5,101	
Public Servants Housing Loans Scheme Board	66%	86	63	34	22	11	30	66	-	66	
Public Works Department	33%	2	33	22	11	45	807	266	541		
Hydrological Service Department	0%	19	14	51	-	51	68	55	-	55	
Rent Control Department	0%	106	78	120	-	120	160	306	-	306	
Ministry of Railway Development		2,484	833	947	625	322	1,263	1,803	1,190	613	
Ghana Railway Development Authority	66%	2,484	833	947	625	322	1,263	1,803	1,190	613	
Ministry of Roads and Highway		18,406	4,355	11,947	7,129	4,818	15,929	22,904	15,768	7,136	
Ministry of Roads and Highways(HQ)	0%	2,866	1,339	1,010	810	-	1,079	2,921	-	2,921	
Ghana Highway Authority	66%	14,823	3,058	10,466	6,907	3,558	13,954	18,823	15,385	3,437	
Department of Feeder Roads	33%	120	646	536	177	359	714	620	205	415	
Department of Urban Roads	33%	599	312	136	45	91	181	540	178	362	
Ministry of Communications											

APPENDIX 12B: 2019 NON-TAX REVENUE ACTUALS & 2020 PROJECTIONS BY MAJOR CATEGORIES (GH¢'000)

	2019				2020		2021	2022	2023	
	Budget	Revised Budget	Actual	Actual as a % of Budget	Projected End Year	Projections	Growth	Projections		
LODGEMENT:	1,639,622.00	881,610.29	705,384.37		884,297.43	1,403,142.78	59%	1,374,488.92	1,627,669.50	1,882,066.28
1. Propoerty Income	110,493.91	110,493.91	75,415.00	0.68	100,553.34	325,608.46	224%	135,239.97	147,207.12	161,715.02
a. Dividend	85,073.12	85,073.12	62,004.92	0.73	70,673.22	290,940.54	312%	100,034.59	110,038.05	121,041.86
b. Rent(Land, Building, Bungalows and Flats)	10,948.28	10,948.28	8,229.64	0.75	10,972.85	24,925.05	127%	25,588.22	26,590.20	29,036.40
c. Interest(CAGD Loans)	14,472.51	14,472.51	5,180.45	0.36	6,907.26	9,742.87	41%	9,617.16	10,578.87	11,636.76
2. Sale of Goods and Services	404,973.93	354,957.91	422,188.32	1.04	506,702.70	669,853.93	32%	807,824.49	854,040.19	1,064,830.01
3. Fines, Penalty and Forfeiture	53,765.24	53,765.24	9,916.45	0.18	13,221.93	14,283.40	8%	16,121.55	18,189.69	20,782.58
4. Other Income	1,070,388.92	362,393.23	197,864.60	0.18	263,819.46	393,396.99	49%	415,302.91	608,232.50	634,738.67
a. National Lottery Authority	100,012.23	100,012.23	14,597.00	0.15	19,462.67	120,000.00	517%	132,000.00	145,200.00	159,720.00
b. National Communications Authority (IITT Proceed	90,053.83	90,053.83	47,378.08	0.53	63,170.77	99,059.22	57%	108,965.14	119,861.65	131,847.82
c. Yield from Capping	282,197.86	120,000.00	75,280.70	0.27	100,374.26	174,337.78	74%	174,337.78	343,170.85	343,170.85
d. Luxury Vehicle Levy	598,125.00	52,327.17	60,608.82	0.10	60,608.82	-	-	-	-	-
RETENTION:	4,426,573.22	4,326,712.21	3,080,167.66	0.70	3,958,283.43	4,990,171.58	26%	5,370,358.87	5,815,964.62	6,451,097.33
a. Education	1,555,204.53	1,520,119.99	1,129,169.12	0.73	1,505,558.82	1,931,083.86	28%	1,835,255.75	1,951,174.28	2,095,784.48
b. Health	1,772,909.53	1,732,913.69	1,260,551.84	0.71	1,549,235.79	1,706,880.28	10%	2,093,079.91	2,260,300.93	2,428,949.01
c. Other MDAs	1,098,459.16	1,073,678.54	690,446.70	0.63	903,488.81	1,352,207.43	50%	1,442,023.21	1,604,489.41	1,926,363.84
GRAND TOTAL	6,066,195.22	5,208,322.50	3,785,552.03	0.62	4,842,580.86	6,393,314.36	32%	6,744,847.79	7,443,634.12	8,333,163.61

APPENDIX 12C: NON-TAX REVENUE/ INTERNALLY GENERATED FUNDS, 2020 - 2023 PROJECTIONS (GH¢'000)

Sector/Ministry/Department/Agency	2020			2021			2022			2023		
	Collection	Retention	Lodgement	Collection	Retention	Lodgement	Collection	Retention	Lodgement	Collection	Retention	Lodgement
ADMINISTRATION SECTOR	311,678.89	230,535.25	81,143.64	371,214.28	243,720.88	127,493.40	437,889.59	284,502.28	153,387.32	594,992.31	385,022.86	209,969.45
Office of Government Machinery	51,777.46	34,070.82	17,706.63	68,305.17	44,975.82	23,329.36	79,229.84	52,182.79	27,047.04	128,004.93	84,371.06	43,633.88
Office of the Chief of Staff	310.00	102.30	207.70	320.00	105.60	214.40	330.00	108.90	221.10	340.00	112.20	227.80
Ghana Investment Promotion Centre	45,760.47	30,201.91	15,558.56	54,664.69	36,078.69	18,585.99	46,935.73	30,977.58	15,958.15	54,888.66	36,226.52	18,662.15
National Identification Authority	5,706.99	3,766.61	1,940.38	13,320.49	8,791.52	4,528.97	31,964.11	21,096.32	10,867.80	72,776.27	48,032.34	24,743.93
Office of the Head of Civil Service	2,814.79	2,793.64	21.15	4,045.57	4,022.13	23.44	6,364.79	6,339.24	25.55	10,601.74	10,573.61	28.13
Office of the Head of Civil Service	2,783.23	2,783.23	-	4,010.58	4,010.58	-	6,326.66	6,326.66	-	10,559.75	10,559.75	-
Public Records & Archives Admin. Dept.	31.56	10.41	21.15	34.99	11.55	23.44	38.13	12.58	25.55	41.99	13.86	28.13
Public Services Commission	99.60	-	99.60	109.60	-	109.60	129.60	-	129.60	249.62	-	249.62
Public Services Commission	99.60	-	99.60	109.60	-	109.60	129.60	-	129.60	249.62	-	249.62
Ministry of Foreign Affairs and Reg. Integration	121,576.10	96,624.67	24,951.43	141,518.36	81,447.33	60,071.02	183,662.98	108,936.31	74,726.67	267,780.42	162,217.80	105,562.62
Foreign Affairs Hq.(Finance Bureau)	21,067.56	20,155.39	912.17	23,909.56	3,825.53	20,084.03	24,562.51	3,930.00	20,632.51	29,034.55	4,645.53	24,389.02
Missions	100,508.54	76,469.29	24,039.25	117,608.79	77,621.80	39,986.99	159,100.47	105,006.31	54,094.16	238,745.87	157,572.27	81,173.60
Ministry of Finance	104,573.25	75,279.44	29,293.81	124,643.17	90,064.97	34,578.20	134,134.28	92,508.06	41,626.21	152,630.03	102,525.29	50,104.74
Gen. Administration and Finance	36,680.66	36,680.66	-	40,685.68	40,685.68	-	44,690.71	44,690.71	-	48,695.73	48,695.73	-
Securities and Exchange Commission	28,205.46	28,205.46	-	37,094.30	37,094.30	-	33,044.61	33,044.61	-	36,055.63	36,055.63	-
Statistical Service	28.49	-	28.49	29.61	-	29.61	30.98	-	30.98	33.26	-	33.26
Institute of Accountancy Training	110.91	110.91	-	146.30	146.30	-	158.20	158.20	-	181.25	181.25	-
CAD	39,547.74	10,282.41	29,265.32	46,687.29	12,138.69	34,548.59	56,209.78	14,614.54	41,595.23	67,664.16	17,592.68	50,071.48
Ministry of Local Gov't and Rural Dev.	8,613.51	-	8,613.51	8,867.44	-	8,867.44	9,265.99	-	9,265.99	9,764.36	-	9,764.36
Births and Deaths Registry	8,285.12	-	8,285.12	8,505.26	-	8,505.26	8,856.36	-	8,856.36	9,290.09	-	9,290.09
Dept. of Parks and Gardens	328.39	-	328.39	362.18	-	362.18	409.63	-	409.63	474.27	-	474.27
Ministry of Information	22,224.18	21,766.67	457.51	23,724.97	23,210.63	514.34	25,102.12	24,535.87	566.25	25,961.20	25,335.10	626.10
Ghana Broadcasting Corporation	21,766.67	21,766.67	-	23,210.63	23,210.63	-	24,535.87	24,535.87	-	25,335.10	25,335.10	-
Ghana News Agency	362.80	-	362.80	417.80	-	417.80	467.80	-	467.80	517.80	-	517.80
Information Service Department	94.71	-	94.71	96.54	-	96.54	98.45	-	98.45	108.30	-	108.30
ECONOMIC SECTOR	944,855.42	688,275.43	256,579.99	1,035,921.86	741,843.46	294,078.40	1,237,865.16	837,077.39	400,787.78	1,455,940.07	995,511.29	460,428.78
Ministry of Food and Agriculture	25,193.81	3,566.18	21,627.63	30,122.33	5,050.64	25,071.70	40,926.75	6,789.14	34,137.62	69,626.96	11,396.82	58,230.14
Animal Production Department	1,350.13	-	1,350.13	1,476.27	738.14	738.14	1,615.70	807.85	807.85	1,775.72	887.86	887.86
Grains and Legumes Development Board	245.81	162.23	83.58	277.30	183.02	94.28	280.98	185.45	95.53	285.65	188.53	97.12
Plant Protection & Regulatory Service	15,276.87	1,985.99	13,290.87	16,804.55	2,184.59	14,619.96	18,485.01	2,403.05	16,081.96	20,333.51	2,643.36	17,690.15
Veterinary Services Department	8,217.92	1,314.87	6,903.05	11,451.57	1,832.25	9,619.32	20,419.38	3,267.10	17,152.28	47,089.29	7,534.29	39,555.00
Human Resource Dev. and Mgt Directorate	103.09	103.09	-	112.64	112.64	-	125.69	125.69	-	142.79	142.79	-
Ministry of Fisheries and Aquaculture Dev.	133,861.89	88,348.85	45,513.04	135,091.08	89,160.11	45,930.97	178,383.62	89,673.94	88,709.68	139,917.05	92,345.25	47,571.80
Fisheries Commission	131,606.41	86,860.23	44,746.18	132,473.49	87,432.50	45,040.99	175,370.33	87,685.16	87,685.16	136,415.40	90,034.16	46,381.24
National Premix Fuel Secretariat	2,255.48	1,488.62	766.86	2,617.59	1,727.61	889.98	3,013.29	1,988.77	1,024.52	3,501.65	2,311.09	1,190.56
Ministry of Lands and Natural Resources	418,755.54	281,435.89	137,319.65	454,803.00	301,351.54	153,451.46	505,808.87	327,706.10	178,102.77	561,569.68	361,425.92	200,163.76
Forestry Commission	100,241.13	66,159.15	34,081.98	109,223.90	72,087.77	37,136.13	121,041.78	79,887.57	41,154.21	139,155.79	91,842.82	47,312.97
Corporate Head Office	2,561.30	1,690.46	870.84	2,620.22	1,729.34	890.87	2,707.49	1,786.94	920.55	2,386.12	1,574.84	811.28
Forestry Services Division	53,472.08	35,291.57	18,180.51	58,314.07	38,487.29	19,826.78	63,737.44	42,066.71	21,670.73	69,818.55	46,080.24	23,738.31
Wild Life Division	6,313.84	4,167.13	2,146.71	9,524.75	6,286.34	3,238.42	15,394.85	10,160.60	5,234.25	26,844.44	17,117.33	9,127.11
Timber Industry Development Division	37,893.91	25,009.98	12,883.93	38,764.86	25,584.81	13,180.05	39,202.01	25,873.33	13,328.68	40,106.68	26,470.41	13,636.27
Lands Commission	153,485.75	50,650.30	102,835.45	172,912.53	57,061.13	115,851.40	203,415.04	67,126.96	136,288.08	226,958.31	74,896.24	152,062.07
Minerals Commission	150,212.22	150,212.22	-	155,111.98	155,111.98	-	160,274.14	160,274.14	-	169,968.08	169,968.08	-
Geological Survey Department	402.21	-	402.21	463.94	-	463.94	660.49	-	660.49	788.72	-	788.72
Office of the Administrator of Stool Lands	12,983.20	12,983.20	-	15,320.17	15,320.17	-	18,077.80	18,077.80	-	21,331.81	21,331.81	-
Ghana School of Survey and Mapping	1,431.03	1,431.03	-	1,770.48	1,770.48	-	2,339.63	2,339.63	-	3,386.97	3,386.97	-
Ministry of Trade and Industry	112,437.98	66,914.16	45,523.82	152,567.80	90,277.67	62,290.13	222,186.03	130,916.48	91,269.54	334,515.54	199,704.14	134,811.40
Export Promotion Authority	145.40	95.96	49.44	160.48	106.02	54.46	176.20	116.29	59.91	193.56	127.09	66.47
Ghana Free Zones Board	21,736.24	14,345.92	7,390.32	20,643.01	13,624.39	7,018.62	19,834.98	13,091.09	6,743.89	13,194.11	12,547.71	646.40
Ghana Standards Authority	73,619.08	43,435.26	30,183.82	110,674.78	65,298.12	45,376.66	174,573.83	102,998.56	71,575.27	278,394.21	164,252.58	114,141.63
Ministry of Trade and Industry(HQ)	16,473.65	8,731.03	7,742.61	20,538.05	10,885.17	9,652.88	26,970.20	14,294.20	12,675.99	41,749.70	22,127.34	19,622.36
GRATIS Foundation	-	-	-	-	-	-	-	-	-	-	-	-
National Board For Small Scale Ind(NBSSI)	463.62	305.99	157.63	551.48	363.97	187.50	630.81	416.34	214.48	983.96	649.42	334.55
Min. of Tourism, Culture and Creative Arts	18,597.36	12,248.38	6,348.99	21,113.38	13,992.98	7,120.41	26,555.76	18,172.69	8,383.07	54,991.74	35,503.77	19,487.97
Ghana Tourism Authority	9,050.69	5,973.46	3,077.24	10,592.48	6,991.04	3,601.44	12,988.77	8,572.59	4,416.18	16,897.50	11,152.35	5,745.15
Hotel, Catering & Tourism Training Institute(HOTCATT)	1,134.54	1,134.54	-	1,534.75	1,534.75	-	3,445.22	3,445.22	-	12,683.99	12,683.99	-
National Commission on Culture	988.80	326.30	662.50	1,137.16	375.26	761.90	1,311.44	432.78	878.67	15,159.17	5,002.53	10,156.65
National Theatre:												
1. National Theatre (Main)	3,246.40	2,142.62	1,103.78	3,410.74	2,251.09	1,159.65	3,751.61	2,476.06	1,275.55	4,314.05	2,847.27	1,466.78
2. Abbigroma Theatre Company	77.86	51.38	26.47	85.64	56.52	29.12	94.20	62.18	32.03	103.63	68.39	35.23
3. Ghana Dance Ensemble	271.34	179.09	92.26	308.58	203.66	104.92	351.21	231.80	119.41	399.67	263.78	135.89
Museums:												
1. Ghana Museums and Monuments Board	2,131.03	1,406.48	724.55	2,205.11	1,455.37	749.74	2,396.70	1,581.82	814.88	2,738.48	1,807.40	931.08
2. Kwame Nkrumah Memorial Park	914.18	603.36	310.82	1,004.23	662.79	341.44	1,299.48	857.66	441.82	1,714.27	1,131.42	582.85
3. W.E.B. Du Bois Memorial Centre	457.78	302.13	155.65	460.84	304.15	156.69	475.27	313.68	161.59	439.03	289.76	149.27
Others:												

**APPENDIX 12C: NON-TAX REVENUE/ INTERNALLY GENERATED FUNDS, 2020 - 2023
PROJECTIONS (GH¢'000)**

Sector/Ministry/Department/Agency	2020			2021			2022			2023		
	Collection	Retention	Lodgement	Collection	Retention	Lodgement	Collection	Retention	Lodgement	Collection	Retention	Lodgement
Ministry of Employment and Labour Relations	177,691.54	152,947.69	24,743.84	186,646.76	153,980.02	32,666.74	187,803.12	143,172.82	44,630.29	227,887.45	158,022.43	69,865.02
Department of Co-operatives	384.86	-	384.86	198.83	-	198.83	413.21	-	413.21	458.12	-	458.12
Labour Department	1,700.00	-	1,700.00	1,800.00	-	1,800.00	1,900.00	-	1,900.00	2,100.00	-	2,100.00
Department of Factories Inspectorate	712.18	-	712.18	967.59	-	967.59	1,046.41	-	1,046.41	1,236.60	-	1,236.60
Management Dev. and Prod. Institute (MDPI)	70,487.05	70,487.05	-	68,920.46	68,920.46	-	35,104.56	35,104.56	-	1,325.47	1,325.47	-
National Vocational Training Institute (NVTI)	25,702.14	25,702.14	-	25,964.38	25,964.38	-	26,381.53	26,381.53	-	26,840.46	26,840.46	-
Opportunities Industrialization Centre(OIC)	1,155.89	1,155.89	-	1,441.62	1,441.62	-	1,573.08	1,573.08	-	1,602.40	1,602.40	-
National Pension Regulatory Authority	77,549.42	55,602.62	21,946.80	87,353.88	57,653.56	29,700.32	121,384.33	80,113.66	41,270.67	194,324.40	128,254.10	66,070.30
Ministry of Youth and Sports	1,312.85	534.24	778.61	1,096.92	451.77	645.15	1,159.58	479.43	680.15	1,223.25	506.72	716.53
National Sports Authority	1,277.85	511.14	766.71	1,046.92	418.77	628.15	1,099.58	439.83	659.75	1,156.25	462.50	693.75
National Youth Authority	35.00	23.10	11.90	50.00	33.00	17.00	60.00	39.60	20.40	67.00	44.22	22.78
Ministry of Health	2,004,622.19	1,931,083.86	73,538.33	2,167,484.38	2,093,079.91	74,404.47	2,348,426.24	2,260,300.93	88,125.31	2,509,600.36	2,428,949.01	80,651.35
Ghana Health Service(Health Facilities)	791,806.67	791,806.67	-	822,891.80	822,891.80	-	890,722.65	890,722.65	-	953,675.11	953,675.11	-
Teaching Hospitals:	300,842.82	300,842.82	-	328,952.36	328,952.36	-	363,617.84	363,617.84	-	404,539.15	404,539.15	-
Korle-Bu Teaching Hospital -Main	122,494.34	122,494.34	-	131,295.89	131,295.89	-	139,219.93	139,219.93	-	145,879.94	145,879.94	-
Blood Bank	6,742.00	6,742.00	-	6,820.57	6,820.57	-	7,009.33	7,009.33	-	7,380.74	7,380.74	-
Ghana Radiotherapy	2,941.75	2,941.75	-	3,164.48	3,164.48	-	3,386.87	3,386.87	-	3,670.31	3,670.31	-
National Cardiothoracic Centre	19,821.75	19,821.75	-	21,291.76	21,291.76	-	22,595.66	22,595.66	-	23,646.37	23,646.37	-
Komfo Anokye Teaching Hospital	80,165.51	80,165.51	-	85,595.11	85,595.11	-	91,870.31	91,870.31	-	97,516.20	97,516.20	-
Cape Coast Teaching Hospital	24,596.34	24,596.34	-	30,128.88	30,128.88	-	39,362.24	39,362.24	-	57,667.53	57,667.53	-
Ho Teaching Hospital	18,819.77	18,819.77	-	20,635.88	20,635.88	-	23,274.17	23,274.17	-	27,517.53	27,517.53	-
Tamale Teaching Hospital	25,261.37	25,261.37	-	30,019.78	30,019.78	-	36,899.33	36,899.33	-	41,260.52	41,260.52	-
Regulatory Agencies:	187,814.19	116,145.86	71,668.33	201,426.87	129,062.40	72,364.47	221,029.83	135,114.52	85,915.31	218,892.85	140,621.49	78,271.35
Food and Drugs Authority	100,573.60	50,286.80	50,286.80	103,203.63	51,601.82	51,601.82	104,659.38	52,329.69	52,329.69	115,419.49	57,709.74	57,709.74
Medical and Dental Council	15,443.49	10,192.70	5,250.79	16,843.50	13,474.80	3,368.70	19,111.42	15,289.14	3,822.28	20,520.95	16,146.76	4,104.19
Pharmacy Council	14,909.48	9,840.26	5,069.22	16,980.50	13,584.40	3,396.10	27,571.66	12,463.90	15,107.76	37,796.94	3,021.55	755.39
Ghana College of Pharmacists	1,220.91	1,220.91	-	2,314.28	2,314.28	-	4,492.36	4,492.36	-	8,877.96	8,877.96	-
Nursing and Midwifery Council for Ghana (NMwCG)	43,896.79	35,117.43	8,779.36	49,535.59	39,628.47	9,907.12	51,862.38	41,489.90	10,372.48	55,974.52	44,779.62	11,194.90
Traditional Medicine Practice Council	1,560.83	1,248.66	312.17	1,689.07	1,114.78	574.28	1,731.34	1,142.69	588.66	1,840.26	1,214.57	625.69
Health Facilities Regulatory Agency	9,850.00	7,880.00	1,970.00	10,342.50	6,826.05	3,516.45	10,866.00	7,171.56	3,694.44	11,416.00	7,534.56	3,881.44
Ghana Psychology Council	359.10	359.10	-	517.80	517.80	-	735.28	735.28	-	1,066.73	1,066.73	-
Subvented Agencies:	37,383.24	35,513.24	1,870.00	41,375.23	39,335.23	2,040.00	45,432.98	43,222.98	2,210.00	52,087.84	49,707.84	2,380.00
Centre for Scientific Res. into Plant Medicine	15,044.67	15,044.67	-	17,062.78	17,062.78	-	19,283.15	19,283.15	-	21,947.87	21,947.87	-
Ghana College of Physicians and Surgeons	11,168.74	11,168.74	-	12,285.62	12,285.62	-	12,291.20	12,291.20	-	13,408.08	13,408.08	-
Ghana Institute of Clinical Genetics	333.37	333.37	-	341.44	341.44	-	360.69	360.69	-	381.64	381.64	-
Allied Health Professional Council	5,500.00	3,630.00	1,870.00	6,000.00	3,960.00	2,040.00	6,500.00	4,290.00	2,210.00	7,000.00	4,620.00	2,380.00
College of Nurses and Midwives	4,936.62	4,936.62	-	5,245.57	5,245.57	-	6,514.12	6,514.12	-	8,818.06	8,818.06	-
St John Ambulance	230.83	230.83	-	253.91	253.91	-	279.30	279.30	-	307.23	307.23	-
Ghana Red Cross Society	169.02	169.02	-	185.92	185.92	-	204.51	204.51	-	224.96	224.96	-
Psychiatric Hospitals:	10,860.36	10,860.36	-	13,941.18	13,941.18	-	17,302.96	17,302.96	-	22,533.99	22,533.99	-
Pantang Hospital	6,603.48	6,603.48	-	8,603.26	8,603.26	-	10,283.22	10,283.22	-	12,818.09	12,818.09	-
Accra Psychiatric Hospital	1,331.57	1,331.57	-	2,120.08	2,120.08	-	3,480.11	3,480.11	-	5,822.31	5,822.31	-
Ankafu Hospital	2,925.31	2,925.31	-	3,217.84	3,217.84	-	3,539.63	3,539.63	-	3,893.59	3,893.59	-
Other Health Institutions:	675,914.91	675,914.91	-	758,896.94	758,896.94	-	810,319.97	810,319.97	-	857,871.43	857,871.43	-
Health Training Institutions	216,801.69	216,801.69	-	238,003.28	238,003.28	-	259,937.13	259,937.13	-	280,370.68	280,370.68	-
Christian Health Assoc. of Ghana (CHAG)	453,815.55	453,815.55	-	509,345.87	509,345.87	-	538,835.06	538,835.06	-	565,952.96	565,952.96	-
Ahmadiyya Muslim Health Service Ghana	5,297.67	5,297.67	-	11,547.79	11,547.79	-	11,547.79	11,547.79	-	11,547.79	11,547.79	-
Min. of Gender, Children & Social Protection	798.79	26.99	771.80	833.62	30.81	802.81	872.46	32.12	840.33	919.87	35.61	884.26
Efua Sutherland Children's Park	81.79	26.99	54.80	93.36	30.81	62.55	97.34	32.12	65.22	107.90	35.61	72.29
Department of Social Welfare	717.00	-	717.00	740.26	-	740.26	775.12	-	775.12	811.97	-	811.97
PUBLIC SAFETY SECTOR	427,588.78	116,426.73	311,162.06	469,190.70	126,569.35	342,621.35	524,005.40	141,029.97	382,975.44	598,939.29	158,086.37	440,852.92
Min. of Justice and Attorney General's Dept.	128,273.64	28,675.79	99,597.86	144,575.90	33,638.15	110,937.75	162,005.52	37,933.28	124,072.23	181,289.42	41,749.34	139,540.08
Council for Law Reporting	520.00	343.20	176.80	580.00	382.80	197.20	688.00	454.08	233.92	750.00	495.00	255.00
Registrar General's Department	111,994.79	17,919.17	94,075.62	123,590.75	19,774.52	103,816.23	138,009.27	22,081.48	115,927.79	155,833.63	24,933.38	130,900.25
Office of the Copyright Administrator	1,007.33	664.84	342.49	1,010.38	666.85	343.53	1,080.08	712.85	367.23	1,164.78	768.76	396.03
Legal Aid Commission	37.00	37.00	-	39.50	39.50	-	42.00	42.00	-	44.50	44.50	-
General Legal Council(Ghana Law School)	14,714.52	9,711.58	5,002.94	19,355.27	12,774.48	6,580.79	22,186.17	14,642.87	7,543.30	23,496.51	15,507.70	7,988.81
Ministry of Defence	24,715.33	24,715.33	-	25,730.51	25,730.51	-	26,593.98	26,593.98	-	27,191.70	27,191.70	-
37 Military Hospital	24,715.33	24,715.33	-	25,730.51	25,730.51	-	26,593.98	26,593.98	-	27,191.70	27,191.70	-
Judicial Service	78,889.53	23,666.86	55,222.67	96,395.67	28,918.70	67,476.97	116,092.30	34,827.69	81,264.61	140,786.52	42,235.96	98,550.56
Judicial Service	78,889.53	23,666.86	55,222.67	96,395.67	28,918.70	67,476.97	116,092.30	34,827.69	81,264.61	140,786.52	42,235.96	98,550.56
Ministry of Interior	195,710.28	39,368.75	156,341.53	202,488.63	38,281.99	164,206.64	219,313.61	41,675.01	177,638.59	249,671.65	46,909.38	202,762.28
Narcotics Control Board	972.21	320.83	651.38	901.37	297.45	603.92	923.73	304.83	618.90	949.00	313.17	635.83
Criminal Investigations Department	4,148.30	-	4,148.30	4,165.30	-	4,165.30	4,185.15	-	4,185.15	4,326.16	-	4,326.16
Gaming Commission	28,109.37	11,243.75	16,865.62	29,603.88	11,841.55	17,762.33	31,023.46	12,409.38	18,614.08	32,556.10	13,022.44	19,533.66
Ghana Immigration Service	139,583.58	20,937.54	118,646.04	143,494.06	18,654.23	124,839.83	157,161.49	20,430.99	136,730.50	183,906.85	23,907.89	159,998.96
Ghana National Fire Service	2,373.23	2,373.23	-									

APPENDIX 12D: EXPENDITURE BREAKDOWN OF 2020 INTERNALLY GENERATED FUNDS RETENTION (GH¢) BY MDAs

Sector/Ministry/Department/Agency	EMPLOYEE COMPENSATION	GOODS AND SERVICES	CAPEX	TOTAL
ADMINISTRATION SECTOR	18,489,447	153,194,077	58,851,716	230,535,240
Office of Government Machinery	-	34,070,824.28	-	34,070,824.28
Office of the Chief of Staff	-	102,298.68	-	102,298.68
Ghana Investment Promotion Centre	-	30,201,912.84	-	30,201,912.84
National Identification Authority	-	3,766,612.77	-	3,766,612.77
Office of the Head of Civil Service	-	2,793,644.80	-	2,793,644.80
Office of the Head of Civil Service	-	2,783,230.00	-	2,783,230.00
Public Records & Archives Admin. Dept.	-	10,414.80	-	10,414.80
Ministry of Foreign Affairs & Regional Integration	-	53,943,726.12	42,680,946.48	96,624,672.60
Foreign Affairs and Regional Integration (Finance Bureau Missions)	-	8,062,154.88	12,093,232.32	20,155,387.20
	-	45,881,571.24	30,587,714.16	76,469,285.40
Ministry of Finance	18,489,447.00	42,795,879.71	13,994,102.78	75,279,429.48
Gen. Administration and Finance	-	26,680,655.18	10,000,000.00	36,680,655.18
Securities and Exchange Commission	18,489,447.00	8,292,508.00	1,423,500.00	28,205,455.00
Institute of Accountancy Training	-	110,908.20	-	110,908.20
Controller and Accountant General's Department (CAG)	-	7,711,808.33	2,570,602.78	10,282,411.10
Ministry of Information	-	19,590,002.17	2,176,666.91	21,766,669.08
Ghana Broadcasting Corporation	-	19,590,002.17	2,176,666.91	21,766,669.08
ECONOMIC SECTOR	151,234,929	358,711,635	178,328,871	688,275,435
Ministry of Food and Agriculture	-	2,476,366.48	1,089,817.30	3,566,183.78
Grains and Legumes Development Board	-	129,787.68	32,446.92	162,234.60
Plant Protection & Regulatory Service	-	1,191,595.63	794,397.09	1,985,992.72
Veterinary Services Department	-	1,051,893.17	262,973.29	1,314,866.46
Human Resource Dev. & Management Directorate	-	103,090.00	-	103,090.00
Min. of Fisheries & Aquaculture Development	-	53,604,755.16	34,744,092.24	88,348,847.40
Fisheries Commission	-	52,116,138.36	34,744,092.24	86,860,230.60
National Premix Fuel Secretariat	-	1,488,616.80	-	1,488,616.80
Ministry of Lands and Natural Resources	84,118,843.40	148,051,271.57	49,265,775.57	281,435,890.54
Forestry Commission	-	58,612,508.75	7,546,637.05	66,159,145.80
Lands Commission	-	30,390,178.50	20,260,119.00	50,650,297.50
Minerals Commission	84,118,843.40	45,063,666.11	21,029,710.85	150,212,220.36
Office of the Administrator of Stool Lands	-	12,983,197.98	-	12,983,197.98
Ghana School of Survey and Mapping	-	1,001,720.23	429,308.67	1,431,028.90
Ministry of Trade and Industry	3,586,479.22	40,250,891.96	23,076,788.27	66,914,159.44
Export Promotion Authority	-	95,964.00	-	95,964.00
Ghana Free Zones Board	3,586,479.22	7,890,254.28	2,869,183.38	14,345,916.88
Ghana Standards Authority	-	26,061,154.32	17,374,102.88	43,435,257.20
Ministry of Trade and Industry(HQ)	-	6,111,722.66	2,619,309.71	8,731,032.37
National Board For Small Scale Ind(NBSSI)	-	91,796.70	214,192.30	305,989.00
Min. of Tourism, Culture and Creative Arts	1,493,364.42	6,802,556.70	3,952,454.99	12,248,376.12
Ghana Tourism Authority	1,493,364.42	2,688,055.97	1,792,037.31	5,973,457.70
Hotel, Catering & Tourism Training Institute(HOTCATT)	-	453,817.12	680,725.69	1,134,542.81
National Commission on Culture	-	326,304.35	-	326,304.35
National Theatre	-	1,714,099.20	428,524.80	2,142,624.00
Abibigroma Theatre Company	-	41,107.44	10,276.86	51,384.30
Ghana Dance Ensemble	-	179,086.35	-	179,086.35
Ghana Museums & Monuments Board	-	632,916.06	773,564.07	1,406,480.14
Kwame Nkrumah Memorial Park	-	482,686.82	120,671.71	603,358.52
W.E.B. Du Bois Memorial Centre	-	181,280.88	120,853.92	302,134.80
Folklore Board	-	38,189.87	9,547.47	47,737.34
National Symphony Orchestra	-	65,012.64	16,253.16	81,265.80
Min. of Env., Science, Tech & Innovation	44,959,915.93	81,135,106.76	32,047,290.27	158,142,312.96
Environmental Protection Agency	43,425,230.11	46,765,632.43	21,155,881.34	111,346,743.88
Biotech. and Nuclear Agric. Res. Institute	-	291,909.75	125,104.18	417,013.93
Radiation Protection Institute	-	1,806,712.08	774,305.18	2,581,017.26
National Nuclear Research Institute	-	923,591.29	395,824.84	1,319,416.13
Council for Scientific and Industrial Research	1,534,685.82	21,560,354.12	4,385,252.77	27,480,292.71
Ghana Atomic Energy Commission	-	9,075,333.86	3,889,428.80	12,964,762.65
National Nuclear Regulatory Authority	-	711,573.24	1,321,493.16	2,033,066.40
Ministry of Energy	17,076,326.26	26,390,686.04	34,152,652.53	77,619,664.83
Energy Commission	17,076,326.26	26,390,686.04	34,152,652.53	77,619,664.83
INFRASTRUCTURE	37,748,833	89,432,708	36,279,560	163,461,101
Ministry of Water Resources and Sanitation	-	1,531,119.24	656,193.96	2,187,313.20
Water Resources Commission	-	1,531,119.24	656,193.96	2,187,313.20
Ministry of Works and Housing	-	364,785.63	-	364,785.63
Dept. of Rural Housing	-	32,548.23	-	32,548.23
Public Servants Housing Loans Scheme Board	-	66,000.00	-	66,000.00
Public Works Department	-	266,237.40	-	266,237.40
Ministry of Railway Development	-	1,190,281.62	-	1,190,281.62
Ghana Railway Development Authority	-	1,190,281.62	-	1,190,281.62
Ministry of Roads and Highways	-	9,614,028.05	6,154,148.00	15,768,176.05
Ghana Highway Authority	-	9,231,222.00	6,154,148.00	15,385,370.00
Department of Feeder Roads	-	204,600.00	-	204,600.00
Department of Urban Roads	-	178,206.05	-	178,206.05
Ministry of Communications	1,157,066.75	15,509,556.75	20,564,523.38	37,231,146.88
Ghana Meteorological Agency	-	7,710,790.00	17,991,830.00	25,702,620.00
Postal and Courier Services Regulatory Commission	-	792,000.00	-	792,000.00
Ghana-India Kofi Annan Centre of Excellence	-	1,745,000.00	235,000.00	1,980,000.00
National Information Technology Agency (NITA)	-	4,104,700.00	1,759,160.00	5,863,860.00
Data Protection Commission	1,157,066.75	1,157,066.75	578,533.38	2,892,666.88
Ministry of Transport	36,591,766.19	61,222,936.78	8,904,695.00	106,719,397.97
Driver and Vehicle Licensing Authority	36,591,766.19	38,678,008.42	8,904,695.00	84,174,469.61
Govt. Technical Training Centre	-	150,000.00	-	150,000.00
National Road Safety Authority	-	22,394,928.36	-	22,394,928.36

APPENDIX 12D: EXPENDITURE BREAKDOWN OF 2020 INTERNALLY GENERATED FUNDS RETENTION (GH¢) BY MDAs

Sector/Ministry/Department/Agency	EMPLOYEE COMPENSATION	GOODS AND SERVICES	CAPEX	TOTAL
SOCIAL SECTOR	436,496,277	2,590,837,979	764,138,813	3,791,473,068
Ministry of Education	85,516,692.49	1,150,745,696.48	470,617,897.98	1,706,880,286.95
GES and Others	-	25,114,744.14	10,996,344.79	36,111,088.93
Ghana Education Service	-	3,758,450.00	-	3,758,450.00
Ghana Library Authority	-	600,000.00	400,000.00	1,000,000.00
Centre for National Distance Learning and Open Schooling	-	2,500.00	-	2,500.00
Council for Technical and Vocational Education Training	-	2,807,588.74	701,897.19	3,509,485.93
National Service Secretariat	-	12,591,671.40	8,394,447.60	20,986,119.00
Ghana Book Devt. Council	-	270,480.00	-	270,480.00
National Film and Television Institute (NAFTI)	-	5,084,054.00	1,500,000.00	6,584,054.00
Universities	80,266,467.07	835,227,631.75	389,471,468.34	1,304,965,567.16
University of Ghana	42,602,894.28	239,231,637.10	45,880,039.99	327,714,571.37
University of Education, Winneba	10,085,358.43	100,501,327.96	81,122,580.83	191,709,267.22
Kwame Nkrumah University of Science and Technology	11,395,997.54	246,913,279.95	121,557,307.05	379,866,584.54
University of Cape Coast	11,438,612.07	160,140,569.04	57,193,060.37	228,772,241.48
University of Mines and Technology	-	11,278,962.82	4,833,841.21	16,112,804.03
University of Energy and Natural Resources	1,375,066.00	7,581,397.00	6,951,818.00	15,908,281.00
University for Development Studies	2,233,372.00	45,951,485.00	1,995,612.00	50,180,469.00
University of Health and Allied Sciences	494,026.75	11,115,601.88	13,091,708.89	24,701,337.52
University of Professional Studies	641,140.00	12,513,371.00	56,845,500.00	70,000,011.00
Technical Universities and Polytechnics	5,063,119.42	120,441,835.13	26,215,674.85	151,720,629.40
Accra Technical University	1,508,129.50	22,621,942.43	6,032,517.98	30,162,589.91
Kumasi Technical University	-	18,075,081.44	6,025,027.15	24,100,108.59
Tamale Technical University	502,310.16	7,032,342.18	2,511,550.78	10,046,203.12
Koforidua Technical University	1,144,528.72	17,167,930.85	4,578,114.89	22,890,574.46
Ho Technical University	-	8,829,974.58	2,207,493.65	11,037,468.23
Bolgatanga Polytechnic	-	2,649,546.00	600,000.00	3,249,546.00
Cape Coast Technical University	-	5,205,613.00	875,116.00	6,080,729.00
Sunyani Technical University	1,840,258.23	9,201,291.16	3,114,283.16	14,155,832.55
Takoradi Technical University	-	28,300,257.31	-	28,300,257.31
Wa Polytechnic	67,892.81	1,357,856.18	271,571.24	1,697,320.23
Other Teaching Institutions	187,106.00	169,961,485.46	43,934,410.00	214,083,001.46
Colleges of Education	187,106.00	127,960,316.00	39,166,488.00	167,313,910.00
National Accreditation Board	-	5,572,828.00	2,637,922.00	8,210,750.00
Ghana Institute of Languages	-	3,997,400.00	-	3,997,400.00
Ghana Institute of Journalism	-	12,323,548.46	-	12,323,548.46
National Board for Technical Examinations	-	20,107,393.00	2,130,000.00	22,237,393.00
Ministry of Employment and Labour Relations	12,332,670.06	34,427,225.64	106,187,798.57	152,947,694.28
Management Dev. & Productivity Institute (MDPI)	-	767,052.00	69,720,000.00	70,487,052.00
National Vocational Training Institute (NVTI)	-	23,131,922.48	2,570,213.61	25,702,136.09
Opportunities Industrialization Centre(OIC)	-	866,916.74	288,972.25	1,155,888.99
National Pension Regulatory Authority	12,332,670.06	9,661,334.42	33,608,612.71	55,602,617.20
Ministry of Youth and Sports	-	534,241.20	-	534,241.20
National Sports Authority	-	511,141.20	-	511,141.20
National Youth Authority	-	23,100.00	-	23,100.00
Ministry of Health	338,646,914.53	1,405,103,825.40	187,333,116.09	1,931,083,856.02
Ghana Health Service(Health Facilities)	118,771,000.01	649,281,466.69	23,754,200.00	791,806,666.70
Teaching Hospitals:	51,753,295.94	225,541,385.37	23,548,141.58	300,842,822.89
a.Korlebu Teaching Hospital	24,498,867.39	89,420,865.96	8,574,603.59	122,494,336.94
a.Ghana Radiotherapy	1,176,698.85	1,470,873.57	294,174.71	2,941,747.13
b.National Cardiothoracic Centre	4,360,784.02	14,271,656.78	1,189,304.73	19,821,745.53
c.National Blood Bank	809,039.77	5,595,858.45	337,099.91	6,741,998.14
Komfo Anokye Teaching Hospital	11,223,171.76	62,529,099.83	6,413,241.01	80,165,512.60
Cape Coast Teaching Hospital	2,459,634.23	19,431,110.39	2,705,597.65	24,596,342.27
Ho Teaching Hospital	2,678,053.27	14,052,722.26	2,088,994.47	18,819,770.00
Tamale Teaching Hospital	4,547,046.65	18,769,198.12	1,945,125.51	25,261,370.28
Regulatory Agencies:	16,534,410.59	91,290,370.18	8,321,070.42	116,145,851.19
Food and Drugs Authority	16,254,318.86	25,905,320.67	8,127,159.42	50,286,798.96
Medical and Dental Council	-	10,192,692.00	-	10,192,692.00
Pharmacy Council	-	9,840,261.00	-	9,840,261.00
Ghana College of Pharmacists	244,181.65	854,635.76	122,090.82	1,220,908.23
Nursing and Midwifery Council of Ghana(NMwCG)	-	35,117,428.35	-	35,117,428.35
Traditional Medicine Practice Council	-	1,248,661.78	-	1,248,661.78
Ghana Psychology Council	35,910.08	251,370.62	71,820.18	359,100.88
Health Facilities Regulatory Agency	-	7,880,000.00	-	7,880,000.00
Subvented Agencies:	3,210,066.58	27,581,302.47	4,721,870.36	35,513,239.40
Centre for Scientific Research into Plant Medicine	2,256,700.01	10,531,266.73	2,256,700.01	15,044,666.75
Ghana College of Physicians and Surgeons	558,437.22	8,934,995.44	1,675,311.65	11,168,744.30
Allied Health Professional Council	-	3,630,000.00	-	3,630,000.00
Ghana Institute of Clinical Genetics	-	333,370.78	-	333,370.78
College of Nurses and Midwives	394,929.35	3,751,828.84	789,858.70	4,936,616.89
St John Ambulance	-	230,825.68	-	230,825.68
Ghana Red Cross Society	-	169,015.00	-	169,015.00
Psychiatric Hospitals:	1,454,213.19	7,937,436.59	1,468,714.07	10,860,363.85
Pantang Hospital	1,320,696.19	3,962,088.59	1,320,696.19	6,603,480.97
Accra Psychiatric Hospital	133,517.00	1,050,037.00	148,017.88	1,331,571.88
Ankaful Hospital	-	2,925,311.00	-	2,925,311.00
Others	146,923,928.23	403,471,864.10	125,519,119.66	675,914,911.99
Health Training Institutions	17,818,980.09	141,651,643.00	57,331,069.49	216,801,692.58
Christian Health Associations of Ghana (CHAG)	127,068,354.95	258,674,865.43	68,072,333.01	453,815,553.39
Ahmadiyya Muslim Health Service Ghana	2,036,593.19	3,145,355.67	115,717.16	5,297,666.02
Min. of Gender, Children and Social Protection	-	26,990.00	-	26,990.00
Etua Sutherland Children's Park	-	26,990.00	-	26,990.00
PUBLIC SAFETY SECTOR	12,504,277	98,486,367	14,282,754	116,426,726
Min. of Justice and Attorney General's Dept.	-	23,034,101.01	5,641,686.29	28,675,787.30
Council for Law Reporting	-	343,200.00	-	343,200.00
Registrar General's Department	-	12,543,416.41	5,375,749.89	17,919,166.30
Office of the Copyright Administrator	-	398,904.60	265,936.40	664,841.00
Legal Aid Commission	-	37,000.00	-	37,000.00
General Legal Council(Ghana School of Law)	-	9,711,580.00	-	9,711,580.00
Ministry of Defence	-	24,715,334.66	-	24,715,334.66
37 Military Hospital	-	24,715,334.66	-	24,715,334.66
Judicial Service	8,846,671.89	9,156,707.75	5,663,479.36	23,666,859.00
Judicial Service	8,846,671.89	9,156,707.75	5,663,479.36	23,666,859.00
Ministry of Interior	3,657,605.07	27,070,072.46	8,641,067.63	39,368,745.17
Narcotics Control Board	-	320,829.24	-	320,829.24
Gaming Commission	3,657,605.07	4,334,939.35	3,251,204.51	11,243,748.93
Ghana Immigration Service	-	15,547,673.87	5,389,863.13	20,937,537.00
Ghana Prisons Service	-	245,280.00	-	245,280.00
Police Hospital	-	6,621,350.00	-	6,621,350.00
GRAND TOTAL	656,473,763.22	3,290,662,765.67	1,051,881,714.23	4,999,171,571.24

**APPENDIX 12E: EXPENDITURE BREAKDOWN OF 2021 INTERNALLY GENERATED FUNDS
RETENTION (GH¢) BY MDAs**

Sector/Ministry/Department/Agency	EMPLOYEE COMPENSATION	GOODS AND SERVICES	CAPEX	TOTAL
ADMINISTRATION SECTOR	20,338,391	165,490,725	57,891,767	243,720,882
Office of Government Machinery	-	44,975,815	-	44,975,815
Office of the Chief of Staff	-	105,600	-	105,600
Ghana Investment Promotion Centre	-	36,078,695	-	36,078,695
National Identification Authority	-	8,791,521	-	8,791,521
Office of the Head of Civil Service	-	4,022,127	-	4,022,127
Office of the Head of Civil Service	-	4,010,580	-	4,010,580
Public Records & Archives Admin. Dept.	-	11,547	-	11,547
Ministry of Foreign Affairs & Regional Integration	-	48,103,294	33,344,040	81,447,334
Foreign Affairs and Regional Integration (Finance Bureau)	-	1,530,212	2,295,318	3,825,530
Missions	-	46,573,082	31,048,722	77,621,804
Ministry of Finance	20,338,391	47,499,918	22,226,664	90,064,973
Gen. Administration and Finance	-	29,293,690	11,391,990	40,685,680
Securities and Exchange Commission	20,338,391	8,955,909	7,800,000	37,094,300
Institute of Accountancy Training	-	146,299	-	146,299
Controller and Accountant General's Department (CAGD)	-	9,104,021	3,034,674	12,138,694
Ministry of Information	-	20,889,570	2,321,063	23,210,634
Ghana Broadcasting Corporation	-	20,889,570	2,321,063	23,210,634
ECONOMIC SECTOR	154,042,998	391,477,655	196,322,808	741,843,462
Ministry of Food and Agriculture	-	3,773,741	1,276,891	5,050,632
Grains and Legumes Development Board	-	146,414	36,604	183,018
Animal Production Department	-	738,135	-	738,135
Plant Protection & Regulatory Service	-	1,310,755	873,837	2,184,592
Veterinary Services Department	-	1,465,801	366,450	1,832,251
Human Resource Dev. & Management Directorate	-	112,635	-	112,635
Min. of Fisheries & Aquaculture Development	-	54,187,111	34,973,001	89,160,113
Fisheries Commission	-	52,459,502	34,973,001	87,432,503
National Premix Fuel Secretariat	-	1,727,609	-	1,727,609
Ministry of Lands and Natural Resources	86,862,707	161,194,655	53,294,178	301,351,540
Forestry Commission	-	63,864,871	8,222,903	72,087,774
Lands Commission	-	34,236,681	22,824,454	57,061,135
Minerals Commission	86,862,707	46,533,593	21,715,677	155,111,977
Office of the Administrator of Stool Lands	-	15,320,174	-	15,320,174
Ghana School of Survey and Mapping	-	1,239,336	531,144	1,770,481
Ministry of Trade and Industry	3,406,096	54,507,113	32,364,457	90,277,667
Export Promotion Authority	-	106,020	-	106,020
Ghana Free Zones Board	3,406,096	7,493,412	2,724,877	13,624,385
Ghana Standards Authority	-	39,178,872	26,119,248	65,298,120
Ministry of Trade and Industry(HQ)	-	7,619,617	3,265,550	10,885,167
GRATIS Foundation	-	-	-	-
National Board For Small Scale Ind(NBSSI)	-	109,192	254,782	363,974
Min. of Tourism, Culture and Creative Arts	1,747,760	7,679,190	4,566,027	13,992,976
Ghana Tourism Authority	1,747,760	3,145,968	2,097,312	6,991,039
Hotel, Catering & Tourism Training Institute(HOTCATT)	-	613,900	920,851	1,534,751
National Commission on Culture	-	375,262	-	375,262
National Theatre	-	1,800,869	450,217	2,251,086
Abibigroma Theatre Company	-	45,218	11,304	56,522
Ghana Dance Ensemble	-	203,661	-	203,661
Ghana Museums & Monuments Board	-	654,918	800,456	1,455,374
Kwame Nkrumah Memorial Park	-	530,232	132,558	662,790
W.E.B. Du Bois Memorial Centre	-	182,493	121,662	304,154
Folklore Board	-	55,151	13,788	68,939
National Symphony Orchestra	-	71,518	17,879	89,397
Min. of Env., Science, Tech. & Innovation	43,041,610	80,795,661	31,878,604	155,715,874
Environmental Protection Agency	41,323,436	44,502,162	20,131,931	105,957,529
Biotech. and Nuclear Agric. Res. Institute	-	337,608	144,689	482,298
Radiation Protection Institute	-	1,893,130	811,341	2,704,472
National Nuclear Research Institute	-	1,419,517	608,364	2,027,881
Council for Scientific and Industrial Research	1,718,173	21,762,823	4,350,228	27,831,224
Ghana Atomic Energy Commission	-	10,062,111	4,312,333	14,374,444
National Nuclear Regulatory Authority	-	818,309	1,519,717	2,338,026
Ministry of Energy	18,984,825	29,340,184	37,969,650	86,294,660
Energy Commission	18,984,825	29,340,184	37,969,650	86,294,660
INFRASTRUCTURE	41,556,262	96,555,796	37,314,866	175,426,924
Ministry of Water Resources and Sanitation	-	1,996,887	855,809	2,852,695
Water Resources Commission	-	1,996,887	855,809	2,852,695
Ministry of Works and Housing	-	447,748	-	447,748
Dept. of Rural Housing	-	39,505	-	39,505
Public Servants Housing Loans Scheme Board	-	79,200	-	79,200
Public Works Department	-	329,043	-	329,043
Ministry of Railway Development	-	1,309,309	-	1,309,309
Ghana Railway Development Authority	-	1,309,309	-	1,309,309
Ministry of Roads and Highways	-	8,337,728	5,272,695	13,610,423
Ghana Highway Authority	-	7,909,043	5,272,695	13,181,738
Department of Feeder Roads	-	214,830	-	214,830
Department of Urban Roads	-	213,855	-	213,855
Ministry of Communications	1,305,319	17,126,394	21,391,198	39,822,910
Ghana Meteorological Agency	-	8,096,325	18,891,424	26,987,748
Postal and Courier Services Regulatory Commission	-	1,182,767	-	1,182,767
Ghana-India Kofi Annan Centre of Excellence	-	2,232,050	-	2,232,050
National Information Technology Agency (NITA)	-	4,309,933	1,847,114	6,157,048
Data Protection Commission	1,305,319	1,305,319	652,660	3,263,298
Ministry of Transport	40,250,943	67,337,730	9,795,165	117,383,838
Driver and Vehicle Licensing Authority	40,250,943	42,545,809	9,795,165	92,591,917
Govt. Technical Training Centre	-	157,500	-	157,500
National Road Safety Authority	-	24,634,421	-	24,634,421

APPENDIX 12E: EXPENDITURE BREAKDOWN OF 2021 INTERNALLY GENERATED FUNDS RETENTION (GH¢) BY MDAs

Sector/Ministry/Department/Agency	EMPLOYEE COMPENSATION	GOODS AND SERVICES	CAPEX	TOTAL
SOCIAL SECTOR	472,428,391	2,786,022,238	824,347,634	4,082,798,263
Ministry of Education	90,145,461	1,238,178,346	506,931,948	1,835,255,755
GES and Others	-	30,695,181	12,383,879	43,079,060
Ghana Education Service	-	4,134,300	-	4,134,300
Ghana Library Authority	-	1,020,000	680,000	1,700,000
Centre for National Distance Learning and Open Schooling	-	-	-	-
Council for Technical and Vocational Education Training	-	1,500	-	1,500
National Service Secretariat	-	3,628,342	907,085	4,535,427
Ghana Book Devt. Council	-	15,108,822	10,072,548	25,181,369
National Film and Television Institute (NAFTI)	-	284,004	-	284,004
	-	6,518,213	724,246	7,242,459
Universities	84,413,962	888,516,464	417,423,865	1,390,354,291
University of Ghana	43,531,384	244,445,465	46,879,952	334,856,801
University of Education, Winneba	11,093,894	110,551,461	89,234,839	210,880,194
Kwame Nkrumah University of Science and Technology	12,039,503	260,855,902	128,421,367	401,316,772
University of Cape Coast	12,551,369	175,719,160	62,756,843	251,027,372
University of Mines and Technology	-	12,450,593	5,335,968	17,786,561
University of Energy and Natural Resources	1,512,573	8,339,537	7,647,000	17,499,109
University for Development Studies	2,456,709	50,546,633	2,195,173	55,198,516
University of Health and Allied Sciences	546,508	12,296,424	14,482,455	27,325,386
University of Professional Studies	682,022	13,311,289	60,470,268	74,463,580
Technical Universities and Polytechnics	5,525,682	132,009,067	28,796,353	166,331,103
Accra Technical University	1,613,308	24,199,616	6,453,231	32,266,155
Kumasi Technical University	-	20,897,934	6,965,978	27,863,912
Tamale Technical University	541,328	7,578,586	2,706,638	10,826,552
Koforidua Technical University	1,180,865	17,712,968	4,723,458	23,617,291
Ho Technical University	-	9,789,810	2,447,453	12,237,263
Bolgatanga Polytechnic	-	2,914,501	660,000	3,574,501
Cape Coast Technical University	-	5,726,174	962,628	6,688,802
Sunyani Technical University	2,116,297	10,581,485	3,581,426	16,279,207
Takoradi Technical University	-	31,130,283	-	31,130,283
Wa Polytechnic	73,885	1,477,710	295,542	1,847,137
Other Teaching Institutions	205,817	186,957,634	48,327,851	235,491,302
Colleges of Education	205,817	140,756,348	43,083,137	184,045,301
National Accreditation Board	-	6,130,111	2,901,714	9,031,825
Ghana Institute of Languages	-	4,397,140	-	4,397,140
Ghana Institute of Journalism	-	13,555,903	-	13,555,903
National Board for Technical Examinations	-	22,118,132	2,343,000	24,461,132
Ministry of Employment and Labour Relations	12,787,570	35,387,318	105,805,134	153,980,022
Management Dev. & Productivity Institute (MDPI)	-	920,462	68,000,000	68,920,462
National Vocational Training Institute (NVTI)	-	23,367,940	2,596,438	25,964,377
Opportunities Industrialization Centre(OIC)	-	1,081,216	360,405	1,441,622
National Pension Regulatory Authority	12,787,570	10,017,700	34,848,291	57,653,561
Ministry of Youth and Sports	-	451,768	-	451,768
National Sports Authority	-	418,768	-	418,768
National Youth Authority	-	33,000	-	33,000
Ministry of Health	369,495,360	1,511,973,998	211,610,552	2,093,079,910
Ministry of Health(HQ)	-	-	-	-
Ghana Health Service (Health Facilities)	123,433,770	674,771,278	24,686,754	822,891,802
Teaching Hospitals:	56,363,876	246,698,897	25,889,586	328,952,360
Korlebu Teaching Hospital	26,259,178	95,845,999	9,190,712	131,295,890
a. Ghana Radiotherapy	1,265,791	1,582,239	316,448	3,164,477
b. National Cardiothoracic Centre	4,684,188	15,330,071	1,277,506	21,291,765
c. National Blood Bank	818,469	5,661,076	831,029	6,820,574
Komfo Anokye Teaching Hospital	11,983,315	66,764,186	6,847,609	85,595,110
Cape Coast Teaching Hospital	3,012,888	23,801,814	3,314,177	30,128,879
Ho Teaching Hospital	2,936,486	15,408,812	2,290,583	20,635,880
Tamale Teaching Hospital	5,403,561	22,304,700	2,311,523	30,019,785
Regulatory Agencies:	18,725,601	97,633,636	12,703,166	129,062,403
Food and Drugs Authority	15,480,545	25,800,908	10,320,363	51,601,816
Medical and Dental Council	-	13,474,803	-	13,474,803
Pharmacy Council	-	13,584,400	-	13,584,400
Ghana College of Pharmacists	462,856	1,619,996	231,428	2,314,280
Nursing and Midwifery Council of Ghana(NMwCG)	-	39,628,471	-	39,628,471
Traditional Medicine Practice Council	-	1,114,783	-	1,114,783
Ghana Psychology Council	51,780	362,459	103,560	517,799
Health Facilities Regulatory Agency	2,730,420	2,047,815	2,047,815	6,826,050
Subvented Agencies:	4,187,343	29,114,333	6,033,550	39,335,226
Centre for Scientific Research into Plant Medicine	2,559,417	11,943,944	2,559,417	17,062,777
Ghana College of Physicians and Surgeons	614,281	9,828,495	1,842,843	12,285,619
Allied Health Professional Council	594,000	2,574,000	792,000	3,960,000
Ghana Institute of Clinical Genetics	-	341,438	-	341,438
College of Nurses and Midwives	419,645	3,986,631	839,291	5,245,566
St John Ambulance	-	253,908	-	253,908
Ghana Red Cross Society	-	185,917	-	185,917
Psychiatric Hospitals:	1,870,892	10,169,922	1,900,366	13,941,179
Pantang Hospital	1,720,652	5,161,955	1,720,652	8,603,258
Accra Psychiatric Hospital	150,240	1,790,125	179,715	2,120,080
Ankaful Hospital	-	3,217,842	-	3,217,842
Others	164,913,878	453,585,933	140,397,129	758,896,940
Health Training Institutions	17,857,693	156,402,578	63,743,010	238,003,281
Christian Health Associations of Ghana (CHAG)	142,616,843	290,327,145	76,401,880	509,345,869
Ahmadiyya Muslim Health Service Ghana	4,439,342	6,856,210	252,239	11,547,791
Min. of Gender, Children and Social Protection	-	30,809	-	30,809
Efua Sutherland Children's Park	-	30,809	-	30,809
PUBLIC SAFETY SECTOR	3,852,071	105,672,437	17,044,839	126,569,347
Min. of Justice and Attorney General's Dept.	-	27,479,065	6,159,085	33,638,150
Council for Law Reporting	-	382,800	-	382,800
Registrar General's Department	-	13,842,164	5,932,356	19,774,520
Office of the Copyright Administrator	-	440,121	226,729	666,850
Legal Aid Commission	-	39,500	-	39,500
General Legal Council(Ghana School of Law)	-	12,774,480	-	12,774,480
Ministry of Defence	-	25,730,507	-	25,730,507
37 Military Hospital	-	25,730,507	-	25,730,507
Judicial Service	-	28,918,701	-	28,918,701
Judicial Service	-	28,918,701	-	28,918,701
Ministry of Interior	3,852,071	23,544,165	10,885,754	38,281,989
Narcotics Control Board	-	297,451	-	297,451
Gaming Commission	3,852,071	4,565,417	3,424,063	11,841,551
Ghana Immigration Service	-	11,192,537	7,461,691	18,654,228
Ghana Prisons Service	-	174,270	-	174,270
Police Hospital	-	7,314,490	-	7,314,490
GRAND TOTAL	692,218,113	3,545,218,852	1,132,921,914	5,370,358,878

APPENDIX 12F: EXPENDITURE BREAKDOWN OF 2022 INTERNALLY GENERATED FUNDS RETENTION (GH¢) BY MDAs

Sector/Ministry/Department/Agency	EMPLOYEE COMPENSATION	GOODS AND SERVICES	CAPEX	TOTAL
ADMINISTRATION SECTOR	22,372,231	198,148,904	63,981,146	284,502,280
Office of Government Machinery	-	52,182,793.37	-	52,182,793.37
Office of the Chief of Staff	-	108,899.33	-	108,899.33
Ghana Investment Promotion Centre	-	30,977,578.50	-	30,977,578.50
National Identification Authority	-	21,096,315.54	-	21,096,315.54
Office of the Head of Civil Service	-	6,339,242.90	-	6,339,242.90
Office of the Head of Civil Service	-	6,326,660.00	-	6,326,660.00
Public Records & Archives Admin. Dept.	-	12,582.90	-	12,582.90
Ministry of Foreign Affairs & Regional Integration	-	64,575,785.96	44,360,524.43	108,936,310.39
Foreign Affairs and Regional Integration (Finance Bureau)	-	1,572,000.54	2,358,000.81	3,930,001.35
Missions	-	63,003,785.42	42,002,523.62	105,006,309.04
Ministry of Finance	22,372,230.87	52,968,797.85	17,167,034.30	92,508,063.02
Gen. Administration and Finance	-	32,177,311.20	12,513,398.80	44,690,710.00
Securities and Exchange Commission	22,372,230.87	9,672,381.33	1,000,000.00	33,044,612.20
Institute of Accountancy Training	-	158,198.83	-	158,198.83
Controller and Accountant General's Department (CAGD)	-	10,960,906.49	3,653,635.50	14,614,541.99
Ministry of Information	-	22,082,283.49	2,453,587.05	24,535,870.54
Ghana Broadcasting Corporation	-	22,082,283.49	2,453,587.05	24,535,870.54
ECONOMIC SECTOR	163,852,920	452,202,007	221,022,472	837,077,398
Ministry of Food and Agriculture	-	4,157,282.69	2,631,859.90	6,789,142.59
Grains and Legumes Development Board	-	148,357.44	37,089.36	185,446.80
Animal Production Department	-	807,849.58	-	807,849.58
Plant Protection & Regulatory Service	-	1,441,830.71	961,220.48	2,403,051.19
Veterinary Services Department	-	1,633,550.07	1,633,550.07	3,267,100.13
Human Resource Dev. & Management Directorate	-	125,694.90	-	125,694.90
Min. of Fisheries & Aquaculture Development	-	54,599,870.16	35,074,065.84	89,673,936.00
Fisheries Commission	-	52,611,098.76	35,074,065.84	87,685,164.60
National Premix Fuel Secretariat	-	1,988,771.40	-	1,988,771.40
Ministry of Lands and Natural Resources	89,753,515.72	178,848,925.31	59,103,662.37	327,706,103.40
Forestry Commission	-	70,774,964.23	9,112,610.57	79,887,574.80
Lands Commission	-	40,276,177.92	26,850,785.28	67,126,963.20
Minerals Commission	89,753,515.72	48,082,240.57	22,438,378.93	160,274,135.22
Office of the Administrator of Stool Lands	-	18,077,804.87	-	18,077,804.87
Ghana School of Survey and Mapping	-	1,637,737.72	701,887.59	2,339,625.31
Ministry of Trade and Industry	3,272,772.50	83,534,631.31	44,109,077.78	130,916,481.59
Export Promotion Authority	-	116,290.00	-	116,290.00
Ghana Free Zones Board	3,272,772.50	7,200,099.49	2,618,218.00	13,091,089.99
Ghana Standards Authority	-	61,799,135.82	41,199,423.88	102,998,559.70
Ministry of Trade and Industry(HQ)	-	14,294,204.90	-	14,294,204.90
GRATIS Foundation	-	-	-	-
National Board For Small Scale Ind(NBSSI)	-	124,901.10	291,435.90	416,337.00
Min. of Tourism, Culture and Creative Arts	2,143,147.42	9,676,195.54	6,353,344.17	18,172,687.13
Ghana Tourism Authority	2,143,147.42	3,857,665.36	2,571,776.91	8,572,589.69
Hotel, Catering & Tourism Training Institute(HOTCATT)	-	1,378,089.18	2,067,133.78	3,445,222.96
National Commission on Culture	-	432,775.57	-	432,775.57
National Theatre	-	1,980,849.30	495,212.32	2,476,061.62
Abibigroma Theatre Company	-	49,740.00	12,435.00	62,175.00
Ghana Dance Ensemble	-	231,796.30	-	231,796.30
Ghana Museums & Monuments Board	-	711,819.40	870,001.49	1,581,820.90
Kwame Nkrumah Memorial Park	-	686,126.40	171,531.60	857,658.00
W.E.B. Du Bois Memorial Centre	-	188,206.92	125,471.28	313,678.20
Folklore Board	-	80,460.40	20,115.10	100,575.49
National Symphony Orchestra	-	78,666.72	19,666.68	98,333.40
Min. of Env., Science, Tech.& Innovation	49,510,162.43	91,753,604.30	35,403,818.68	176,667,585.41
Environmental Protection Agency	47,582,560.78	51,242,757.76	23,181,247.56	122,006,566.10
Biotech. and Nuclear Agric. Res. Institute	-	374,581.44	160,534.91	535,116.35
Radiation Protection Institute	-	2,091,901.34	896,529.14	2,988,430.48
National Nuclear Research Institute	-	2,254,306.87	966,131.52	3,220,438.39
National Nuclear Regulatory Authority	-	1,882,111.21	806,619.10	2,688,730.31
Council for Scientific and Industrial Research	1,927,601.65	22,640,043.31	4,563,655.44	29,131,300.40
Ghana Atomic Energy Commission	-	11,267,902.37	4,829,101.01	16,097,003.38
Ministry of Energy	19,173,321.71	29,631,497.19	38,346,643.43	87,151,462.33
Energy Commission	19,173,321.71	29,631,497.19	38,346,643.43	87,151,462.33
INFRASTRUCTURE	47,137,406	110,288,863	40,769,132	198,195,400
Ministry of Water Resources and Sanitation	-	2,809,991.11	1,204,281.90	4,014,273.01
Water Resources Commission	-	2,809,991.11	1,204,281.90	4,014,273.01
Min. of Water Resource, Works and Housing	-	520,535.70	-	520,535.70
Dept. of Rural Housing	-	43,344.48	-	43,344.48
Public Servants Housing Loans Scheme Board	-	99,000.00	-	99,000.00
Public Works Department	-	378,191.22	-	378,191.22
Ministry of Railway Development	-	1,440,240.12	-	1,440,240.12
Ghana Railway Development Authority	-	1,440,240.12	-	1,440,240.12
Ministry of Roads and Highways	-	8,868,978.73	5,584,019.63	14,452,998.35
Ghana Highway Authority	-	8,376,029.44	5,584,019.63	13,960,049.07
Department of Feeder Roads	-	236,313.00	-	236,313.00
Department of Urban Roads	-	256,636.28	-	256,636.28
Ministry of Communications	2,861,368.61	20,131,608.53	23,206,149.28	46,199,126.42
Ghana Meteorological Agency	-	8,501,140.77	19,835,995.14	28,337,135.90
Postal and Courier Services Regulatory Commission	-	1,655,873.67	-	1,655,873.67
Ghana-India Kofi Annan Centre of Excellence	-	2,587,795.87	-	2,587,795.87
National Information Technology Agency (NITA)	-	4,525,429.62	1,939,469.84	6,464,899.45
Data Protection Commission	2,861,368.61	2,861,368.61	1,430,684.31	7,153,421.53
Ministry of Transport	44,276,037.09	76,517,508.51	10,774,680.95	131,568,226.55
Driver and Vehicle Licensing Authority	44,276,037.09	46,800,390.19	10,774,680.95	101,851,108.23
Govt. Technical Training Centre	-	165,375.00	-	165,375.00
National Road Safety Authority	-	29,551,743.32	-	29,551,743.32

APPENDIX 12F: EXPENDITURE BREAKDOWN OF 2022 INTERNALLY GENERATED FUNDS RETENTION (GH¢) BY MDAs

Sector/Ministry/Department/Agency	EMPLOYEE COMPENSATION	GOODS AND SERVICES	CAPEX	TOTAL
SOCIAL SECTOR	562,530,389	2,965,781,889	826,847,305	4,355,159,583
Ministry of Education	94,976,420.88	1,314,237,171.30	541,960,687.36	1,951,174,279.53
GES and Others	-	33,096,457.23	16,806,199.92	49,902,657.15
Ghana Education Service	-	4,547,730.00	-	4,547,730.00
Ghana Library Authority	-	1,380,000.00	920,000.00	2,300,000.00
Centre for National Distance Learning and Open Schooling	-	-	-	-
Council for Technical and Vocational Education Training	-	1,000.00	-	1,000.00
National Service Secretariat	-	4,747,388.81	1,186,847.20	5,934,236.01
Ghana Book Devt. Council	-	17,707,912.20	11,805,274.80	29,513,187.00
National Film and Television Institute (NAFTI)	-	298,204.20	-	298,204.20
Universities	88,648,917.10	941,510,796.45	443,621,665.82	1,473,781,379.40
University of Ghana	44,739,224.05	251,227,950.46	48,180,702.83	344,147,877.34
University of Education, Winneba	12,203,283.70	121,606,606.83	98,158,322.80	231,968,213.33
Kwame Nkrumah University of Science and Technology	12,738,654.77	276,004,186.69	135,878,984.22	424,621,825.68
University of Cape Coast	13,440,156.46	188,162,190.42	67,200,782.29	268,803,129.17
University of Mines and Technology	-	13,375,325.08	5,732,282.18	19,107,607.26
University of Energy and Natural Resources	1,526,323.26	8,415,350.67	7,716,517.98	17,658,191.91
University for Development Studies	2,702,380.12	55,601,296.85	2,414,690.52	60,718,367.49
University of Health and Allied Sciences	592,388.34	13,328,737.75	15,698,291.13	29,619,417.22
University of Professional Studies	706,506.40	13,789,151.70	62,641,091.90	77,136,750.00
Technical Universities and Polytechnics	6,119,816.12	146,772,551.81	32,288,834.28	185,181,202.21
Accra Technical University	1,736,508.14	26,047,622.14	6,946,032.57	34,730,162.85
Kumasi Technical University	-	24,646,324.02	8,215,441.34	32,861,765.36
Tamale Technical University	601,897.79	8,426,569.03	3,009,488.94	12,037,955.76
Koforidua Technical University	1,263,459.24	18,951,888.59	5,053,836.96	25,269,184.79
Ho Technical University	-	11,884,713.87	2,971,178.47	14,855,892.34
Bolgatanga Polytechnic	-	2,940,996.06	666,000.00	3,606,996.06
Cape Coast Technical University	-	5,778,230.43	971,378.76	6,749,609.19
Sunyani Technical University	2,433,741.51	12,168,707.55	4,118,639.48	18,721,088.54
Takoradi Technical University	-	34,243,311.34	-	34,243,311.34
Wa Polytechnic	84,209.44	1,684,188.78	336,837.76	2,105,235.98
Other Teaching Institutions	207,687.66	192,857,365.81	49,243,987.30	242,309,040.77
Colleges of Education	207,687.66	142,035,950.76	43,474,801.68	185,718,440.10
National Accreditation Board	-	6,743,121.88	3,191,885.62	9,935,007.50
Ghana Institute of Languages	-	4,836,854.00	-	4,836,854.00
Ghana Institute of Journalism	-	14,911,493.64	-	14,911,493.64
National Board for Technical Examinations	-	24,329,945.53	2,577,300.00	26,907,245.53
Ministry of Employment and Labour Relations	17,769,223.09	39,948,034.30	85,455,561.57	143,172,818.96
Management Dev. & Productivity Institute (MDPI)	-	1,104,555.00	34,000,000.00	35,104,555.00
National Vocational Training Institute (NVTI)	-	23,743,377.48	2,638,153.05	26,381,530.53
Opportunities Industrialization Centre(OIC)	-	1,179,806.72	393,268.91	1,573,075.63
National Pension Regulatory Authority	17,769,223.09	13,920,295.10	48,424,139.61	80,113,657.80
Ministry of Youth and Sports	-	479,432.00	-	479,432.00
National Sports Authority	-	439,832.00	-	439,832.00
National Youth Authority	-	39,600.00	-	39,600.00
Ministry of Health	449,784,744.87	1,611,085,129.63	199,431,056.19	2,260,300,930.69
Ministry of Health(HQ)	-	-	-	-
Ghana Health Service(Health Facilities)	133,608,397.26	730,392,571.72	26,721,679.45	890,722,648.43
Teaching Hospitals:	61,542,594.92	271,734,005.38	30,341,243.83	363,617,844.13
Korlebu Teaching Hospital	27,843,985.53	101,630,547.19	9,745,394.94	139,219,927.66
a.Ghana Radiotherapy	1,354,747.95	1,693,434.94	338,686.99	3,386,869.88
b.National Cardiothoracic Centre	4,971,045.90	16,268,877.50	1,355,739.79	22,595,663.19
c.National Blood Bank	841,119.88	5,817,745.85	350,466.62	7,009,332.36
Komfo Anokye Teaching Hospital	12,641,677.74	70,432,204.55	8,796,427.71	91,870,310.00
Cape Coast Teaching Hospital	3,936,224.09	31,096,170.28	4,329,846.49	39,362,240.86
Ho Teaching Hospital	3,311,914.39	17,378,822.74	2,583,432.87	23,274,170.00
Tamale Teaching Hospital	6,641,879.43	27,416,202.32	2,841,248.42	36,899,330.18
Regulatory Agencies:	19,539,531.88	102,361,291.99	13,213,697.89	135,114,521.76
Food and Drugs Authority	15,698,907.43	26,164,845.72	10,465,938.29	52,329,691.44
Medical and Dental Council	-	15,289,138.99	-	15,289,138.99
Pharmacy Council	-	12,463,902.00	-	12,463,902.00
Ghana College of Pharmacists	898,472.87	3,144,655.06	449,236.44	4,492,364.37
Nursing and Midwifery Council of Ghana(NMwCG)	-	41,489,904.00	-	41,489,904.00
Traditional Medicine Practice Council	-	1,142,685.14	-	1,142,685.14
Ghana Psychology Council	73,527.58	514,693.08	147,055.16	735,275.82
Health Facilities Regulatory Agency	2,868,624.00	2,151,468.00	2,151,468.00	7,171,560.00
Subvented Agencies:	4,671,663.19	31,914,905.51	6,636,413.44	43,222,982.13
Centre for Scientific Research into Plant Medicine	2,892,473.08	13,498,207.73	2,892,473.08	19,283,153.89
Ghana College of Physicians and Surgeons	614,560.16	9,832,962.48	1,843,680.47	12,291,203.10
Allied Health Professional Council	643,500.00	2,788,500.00	858,000.00	4,290,000.00
Ghana Institute of Clinical Genetics	-	360,694.16	-	360,694.16
College of Nurses and Midwives	521,129.95	4,950,734.49	1,042,259.89	6,514,124.33
St John Ambulance	-	279,298.50	-	279,298.50
Ghana Red Cross Society	-	204,508.15	-	204,508.15
Psychiatric Hospitals:	2,327,004.25	12,526,001.07	2,449,955.24	17,302,960.56
Pantang Hospital	2,056,644.25	6,169,932.76	2,056,644.25	10,283,221.26
Accra Psychiatric Hospital	270,360.00	2,816,442.00	393,310.99	3,480,112.99
Ankaful Hospital	-	3,539,626.31	-	3,539,626.31
Others	228,095,553.38	462,156,353.96	120,068,066.34	810,319,973.68
Health Training Institutions	72,782,395.33	148,164,161.92	38,990,568.93	259,937,126.18
Christian Health Associations of Ghana (CHAG)	150,873,815.84	307,135,982.24	80,825,258.49	538,835,056.57
Ahmadiyya Muslim Health Service Ghana	4,439,342.21	6,856,209.80	252,238.92	11,547,790.93
Min. of Gender, Children and Social Protection	-	32,122.20	-	32,122.20
Efua Sutherland Children's Park	-	32,122.20	-	32,122.20
PUBLIC SAFETY SECTOR	4,036,788	118,322,940	18,670,239	141,029,967
Min. of Justice and Attorney General's Dept.	-	31,023,699.29	6,909,585.69	37,933,284.98
Council for Law Reporting	-	454,080.00	-	454,080.00
Registrar General's Department	-	15,457,038.09	6,624,444.89	22,081,482.98
Office of the Copyright Administrator	-	427,711.20	285,140.80	712,852.00
Legal Aid Commission	-	42,000.00	-	42,000.00
General Legal Council(Ghana School of Law)	-	14,642,870.00	-	14,642,870.00
Ministry of Defence	-	26,593,979.69	-	26,593,979.69
37 Military Hospital	-	26,593,979.69	-	26,593,979.69
Judicial Service	-	34,827,690.00	-	34,827,690.00
Judicial Service	-	34,827,690.00	-	34,827,690.00
Ministry of Interior	4,036,787.79	25,877,570.98	11,760,653.29	41,675,012.06
Narcotics Control Board	-	304,831.16	-	304,831.16
Gaming Commission	4,036,787.79	4,784,341.10	3,588,255.81	12,409,384.70
Ghana Immigration Service	-	12,258,596.22	8,172,397.48	20,430,993.70
Ghana Prisons Service	-	196,640.00	-	196,640.00
Police Hospital	-	8,333,162.50	-	8,333,162.50
GRAND TOTAL	799,929,732.98	3,844,744,602.15	1,171,290,293.81	5,815,964,628.95

APPENDIX 12G: EXPENDITURE BREAKDOWN OF 2023 INTERNALLY GENERATED FUNDS RETENTION (GH¢) BY MDAs

Sector/Ministry/Department/Agency	EMPLOYEE COMPENSATION	GOODS AND SERVICES	CAPEX	TOTAL
ADMINISTRATION SECTOR	24,609,454	273,030,688	87,382,712	385,022,854
Office of Government Machinery	-	84,371,057	-	84,371,057
Office of the Chief of Staff	-	112,200	-	112,200
Ghana Investment Promotion Centre	-	36,226,518	-	36,226,518
National Identification Authority	-	48,032,339	-	48,032,339
Office of the Head of Civil Service	-	10,573,607	-	10,573,607
Office of the Head of Civil Service	-	10,559,750	-	10,559,750
Public Records & Archives Admin. Dept.	-	13,857	-	13,857
Ministry of Foreign Affairs & Regional Integration	-	96,401,575	65,816,226	162,217,802
Foreign Affairs and Regional Integration (Finance Bureau)	-	1,858,211	2,787,317	4,645,528
Missions	-	94,543,364	63,028,909	157,572,273
Ministry of Finance	24,609,454	58,882,859	19,032,975	102,525,288
Gen. Administration and Finance	-	35,060,926	13,634,804	48,695,730
Securities and Exchange Commission	24,609,454	10,446,172	1,000,000	36,055,626
Institute of Accountancy Training	-	181,249	-	181,249
Controller and Accountant General's Department (CAGD)	-	13,194,512	4,398,171	17,592,683
Ministry of Information	-	22,801,591	2,533,510	25,335,101
Ghana Broadcasting Corporation	-	22,801,591	2,533,510	25,335,101
ECONOMIC SECTOR	178,215,624	551,499,263	265,796,399	995,511,286
Ministry of Food and Agriculture	-	8,794,912	2,601,905	11,396,818
Grains and Legumes Development Board	-	150,823	37,706	188,529
Animal Production Department	-	887,861	-	887,861
Plant Protection & Regulatory Service	-	1,586,014	1,057,343	2,643,356
Veterinary Services Department	-	6,027,429	1,506,857	7,534,286
Human Resource Dev. & Management Directorate	-	142,786	-	142,786
Min. of Fisheries & Aquaculture Devevelopment	-	56,331,587	36,013,666	92,345,253
Fisheries Commission	-	54,020,498	36,013,666	90,034,164
National Premix Fuel Secretariat	-	2,311,089	-	2,311,089
Ministry of Lands and Natural Resources	95,182,126	200,997,358	65,246,439	361,425,923
Forestry Commission	-	81,366,501	10,476,321	91,842,821
Lands Commission	-	44,937,745	29,958,497	74,896,242
Minerals Commission	95,182,126	50,990,425	23,795,532	169,968,082
Office of the Administrator of Stool Lands	-	21,331,810	-	21,331,810
Ghana School of Survey and Mapping	-	2,370,877	1,016,090	3,386,967
Ministry of Trade and Industry	3,136,927	127,902,047	68,665,167	199,704,141
Export Promotion Authority	-	127,090	-	127,090
Ghana Free Zones Board	3,136,927	6,901,240	2,509,542	12,547,710
Ghana Standards Authority	-	98,551,550	65,701,034	164,252,584
Ministry of Trade and Industry(HQ)	-	22,127,341	-	22,127,341
GRATIS Foundation	-	-	-	-
National Board For Small Scale Ind(NBSSI)	-	194,825	454,591	649,416
Min. of Tourism, Culture and Creative Arts	2,788,087	19,788,818	12,926,865	35,503,770
Ghana Tourism Authority	2,788,087	5,018,556	3,345,704	11,152,347
Hotel, Catering & Tourism Training Institute(HOTCATT)	-	5,073,598	7,610,397	12,683,995
National Commission on Culture	-	5,002,527	-	5,002,527
National Theatre	-	2,277,817	569,454	2,847,271
Abibigroma Theatre Company	-	54,714	13,679	68,393
Ghana Dance Ensemble	-	263,784	-	263,784
Ghana Museums & Monuments Board	-	813,329	994,068	1,807,397
Kwame Nkrumah Memorial Park	-	905,135	226,284	1,131,418
W.E.B. Du Bois Memorial Centre	-	173,856	115,904	289,760
Folklore Board	-	118,968	29,742	148,710
National Symphony Orchestra	-	86,534	21,633	108,167
Min. of Env., Science, Tech. & Innovation	56,952,660	106,534,631	40,030,709	203,518,000
Environmental Protection Agency	54,785,439	58,999,704	26,690,342	140,475,485
Biotech. and Nuclear Agric. Res. Institute	-	419,455	179,766	599,222
Radiation Protection Institute	-	2,290,602	981,687	3,272,288
National Nuclear Research Institute	-	3,586,701	1,537,157	5,123,858
Council for Scientific and Industrial Research	2,167,221	25,178,422	5,084,167	32,429,809
National Nuclear Regulatory Authority	-	3,092,040	-	3,092,040
Ghana Atomic Energy Commission	-	12,967,709	5,557,589	18,525,298
Ministry of Energy	20,155,824	31,149,910	40,311,648	91,617,382
Energy Commission	20,155,824	31,149,910	40,311,648	91,617,382
INFRASTRUCTURE	53,310,456	131,201,291	44,666,821	229,178,568
Ministry of Water Resources and Sanitation	-	4,377,276	1,875,976	6,253,252
Water Resources Commission	-	4,377,276	1,875,976	6,253,252
Min. of Water Resource, Works and Housing	-	589,621	-	589,621
Dept. of Rural Housing	-	47,751	-	47,751
Public Servants Housing Loans Scheme Board	-	132,000	-	132,000
Public Works Department	-	409,870	-	409,870
Ministry of Railway Development	-	1,584,265	-	1,584,265
Ghana Railway Development Authority	-	1,584,265	-	1,584,265
Ministry of Roads and Highways	-	9,166,443	5,771,051	14,937,493
Ghana Highway Authority	-	8,656,576	5,771,051	14,427,626
Department of Feeder Roads	-	248,127	-	248,127
Department of Urban Roads	-	261,740	-	261,740
Ministry of Communications	4,606,815	25,174,920	25,167,646	54,949,381
Ghana Meteorological Agency	-	8,926,198	20,827,795	29,753,993
Postal and Courier Services Regulatory Commission	-	2,318,223	-	2,318,223
Ghana-India Kofi Annan Centre of Excellence	-	4,571,983	-	4,571,983
National Information Technology Agency (NITA)	-	4,751,702	2,036,444	6,788,145
Data Protection Commission	4,606,815	4,606,815	2,303,407	11,517,037
Ministry of Transport	48,703,641	90,308,765	11,852,149	150,864,555
Driver and Vehicle Licensing Authority	48,703,641	51,480,429	11,852,149	112,036,219
Govt. Technical Training Centre	-	173,644	-	173,644
National Road Safety Authority	-	38,654,692	-	38,654,692

APPENDIX 12G: EXPENDITURE BREAKDOWN OF 2023 INTERNALLY GENERATED FUNDS RETENTION (GH¢) BY MDAs

Sector/Ministry/Department/Agency	EMPLOYEE COMPENSATION	GOODS AND SERVICES	CAPEX	TOTAL
SOCIAL SECTOR	550,675,782	3,179,927,377	952,695,080	4,683,298,238
Ministry of Education	100,039,503	1,408,291,077	587,453,898	2,095,784,479
GES and Others	-	38,641,742	19,555,727	58,197,469
Ghana Education Service	-	5,002,500	-	5,002,500
Ghana Library Authority	-	1,620,000	1,080,000	2,700,000
Centre for National Distance Learning and Open Schooling	-	1,000	-	1,000
Council for Technical and Vocational Education Training	-	6,271,401	1,567,850	7,839,251
National Service Secretariat	-	20,624,939	13,749,960	34,374,899
Ghana Book Devt. Council	-	313,114	-	313,114
National Film and Television Institute (NAFTI)	-	4,808,788	3,157,917	7,966,705
Universities	93,084,464	997,836,588	473,067,388	1,563,988,440
University of Ghana	45,768,812	257,009,485	49,289,490	352,067,788
University of Education, Winneba	13,423,612	133,767,268	107,974,155	255,165,035
Kwame Nkrumah University of Science and Technology	13,485,675	292,189,618	143,847,197	449,522,489
University of Cape Coast	14,381,403	201,339,636	71,907,013	287,628,052
University of Mines and Technology	-	14,166,702	6,071,444	20,238,145
University of Energy and Natural Resources	1,663,830	9,173,490	8,411,700	19,249,020
University for Development Studies	2,972,618	61,161,427	2,656,160	66,790,204
University of Health and Allied Sciences	646,682	14,550,353	17,137,082	32,334,117
University of Professional Studies	741,832	14,478,610	65,773,149	80,993,590
Technical Universities and Polytechnics	6,728,641	161,077,208	41,093,228	208,899,078
Accra Technical University	1,850,775	27,761,632	7,403,102	37,015,509
Kumasi Technical University	-	30,419,540	10,139,847	40,559,386
Tamale Technical University	678,485	9,498,792	3,392,426	13,569,702
Koforidua Technical University	1,304,251	19,563,768	5,217,005	26,085,024
Ho Technical University	-	10,740,542	8,034,217	18,774,759
Bolgatanga Polytechnic	-	3,205,951	726,000	3,931,951
Cape Coast Technical University	-	6,298,792	1,058,890	7,357,682
Sunyani Technical University	2,798,803	13,994,014	4,736,435	21,529,252
Takoradi Technical University	-	37,667,642	-	37,667,642
Wa Polytechnic	96,327	1,926,536	385,307	2,408,170
Other Teaching Institutions	226,398	210,735,539	53,737,555	264,699,492
Colleges of Education	226,398	154,831,982	47,391,450	202,449,831
National Accreditation Board	-	7,417,434	3,511,074	10,928,508
Ghana Institute of Languages	-	5,320,539	-	5,320,539
Ghana Institute of Journalism	-	16,402,643	-	16,402,643
National Board for Technical Examinations	-	26,762,940	2,835,030	29,597,970
Ministry of Employment and Labour Relations	28,446,782	48,968,703	80,606,941	158,022,426
Management Dev. & Productivity Institute (MDPI)	-	1,325,466	-	1,325,466
National Vocational Training Institute (NVTI)	-	24,156,411	2,684,046	26,840,457
Opportunities Industrialization Centre (OIC)	-	1,201,799	400,600	1,602,399
National Pension Regulatory Authority	28,446,782	22,285,026	77,522,295	128,254,104
Ministry of Youth and Sports	-	506,720	-	506,720
National Sports Authority	-	462,500	-	462,500
National Youth Authority	-	44,220	-	44,220
Ministry of Health	422,189,496	1,722,125,270	284,634,241	2,428,949,007
Ministry of Health(HQ)	-	-	-	-
Ghana Health Service(Health Facilities)	143,051,266	782,013,587	28,610,253	953,675,106
Teaching Hospitals:	67,493,662	304,302,809	32,742,677	404,539,147
Korlebu Teaching Hospital	29,175,989	106,492,359	10,211,596	145,879,943
a.Ghana Radiotherapy	1,468,124	1,835,155	367,031	3,670,309
b.National Cardiothoracic Centre	5,202,201	17,025,384	1,418,782	23,646,366
c.National Blood Bank	885,689	6,126,016	369,037	7,380,742
Komfo Anokye Teaching Hospital	13,652,268	76,062,636	7,801,296	97,516,200
Cape Coast Teaching Hospital	5,766,753	45,557,352	6,343,429	57,667,534
Ho Teaching Hospital	3,915,745	20,547,340	3,054,446	27,517,530
Tamale Teaching Hospital	7,426,894	30,656,568	3,177,060	41,260,522
Regulatory Agencies:	26,686,974	90,075,138	23,859,382	140,621,494
Food and Drugs Authority	17,312,923	28,854,872	11,541,949	57,709,744
Medical and Dental Council	-	16,416,758	-	16,416,758
Pharmacy Council	-	3,021,552	-	3,021,552
Ghana College of Pharmacists	1,775,593	6,214,574	887,796	8,877,964
Nursing and Midwifery Council of Ghana(NMwCG)	4,477,962	31,345,731	8,955,923	44,779,616
Traditional Medicine Practice Council	-	1,214,572	-	1,214,572
Ghana Psychology Council	106,673	746,709	213,346	1,066,728
Health Facilities Regulatory Agency	3,013,824	2,260,368	2,260,368	7,534,560
Subvented Agencies:	5,361,029	36,708,528	7,638,282	49,707,839
Centre for Scientific Research into Plant Medicine	3,292,180	15,363,506	3,292,180	21,947,865
Ghana College of Physicians and Surgeons	670,404	10,726,462	2,011,212	13,408,078
Allied Health Professional Council	693,000	3,003,000	924,000	4,620,000
Ghana Institute of Clinical Genetics	-	381,645	-	381,645
College of Nurses and Midwives	705,445	6,701,729	1,410,890	8,818,064
St John Ambulance	-	307,228	-	307,228
Ghana Red Cross Society	-	224,959	-	224,959
Psychiatric Hospitals:	3,132,828	15,909,442	3,491,721	22,533,990
Pantang Hospital	2,563,618	7,690,853	2,563,618	12,818,088
Accra Psychiatric Hospital	569,210	4,325,000	928,103	5,822,313
Ankaful Hospital	-	3,893,589	-	3,893,589
Others	176,463,737	493,115,767	188,291,927	857,871,431
Health Training Institutions	13,557,568	163,666,372	103,146,745	280,370,685
Christian Health Associations of Ghana (CHAG)	158,466,827	322,593,184	84,892,943	565,952,955
Ahmadiyya Muslim Health Service Ghana	4,439,342	6,856,210	252,239	11,547,791
Min. of Gender, Children and Social Protection	-	35,607	-	35,607
Efua Sutherland Children's Park	-	35,607	-	35,607
PUBLIC SAFETY SECTOR	4,236,215	141,251,337	12,598,816	158,086,368
Min. of Justice and Attorney General's Dept.	-	34,269,323	7,480,014	41,749,338
Council for Law Reporting	-	495,000	-	495,000
Registrar General's Department	-	17,453,366	7,480,014	24,933,380
Office of the Copyright Administrator	-	768,757	-	768,757
Legal Aid Commission	-	44,500	-	44,500
General Legal Council(Ghana School of Law)	-	15,507,700	-	15,507,700
Ministry of Defence	-	27,191,700	-	27,191,700
37 Military Hospital	-	27,191,700	-	27,191,700
Judicial Service	-	42,235,956	-	42,235,956
Judicial Service	-	42,235,956	-	42,235,956
Ministry of Interior	4,236,215	37,554,358	5,118,802	46,909,375
Narcotics Control Board	-	313,169	-	313,169
Gaming Commission	4,236,215	5,020,700	3,765,525	13,022,440
Ghana Immigration Service	-	22,554,614	1,353,277	23,907,891
Ghana Prisons Service	-	223,930	-	223,930
Police Hospital	-	9,441,946	-	9,441,946
GRAND TOTAL	811,047,531	4,276,909,956	1,363,139,828	6,451,097,315

APPENDIX 13: EXTERNAL SECTOR DEVELOPMENTS

Exchange Rate Developments

Mr. Speaker, the cedi came under severe pressure during the first quarter of 2019, reflecting a combination of factors, including the cyclical seasonal demand pressures for foreign exchange by corporate entities seeking to repatriate their profits and dividend, and increased demand by the energy sector. This was compounded by negative sentiments as Ghana prepared to exit the 3-year IMF-ECF Programme. However, increased inflows, including Eurobond issuance, helped dampen these pressures and the Ghana cedi appreciated sharply by late March 2019. Since then, the cedi has remained relatively stable, supported by improved foreign inflows and strong economic fundamentals.

Mr. Speaker, in the year to September 2019, the cedi cumulatively depreciated by 9.33 percent against the US dollar compared with 7.81 percent depreciation during the same period in 2018. Against the other major trading currencies, the Ghana Cedi depreciated by 4.87 percent against the Euro and 5.66 percent against the Pound Sterling, compared to the 4.38 percent and 7.57 percent depreciation against the Euro and Pound Sterling, respectively during the same period in 2018.

Balance of Payment Developments

Mr. Speaker, preliminary estimates of Ghana’s balance of payments for the first nine months of 2019 indicate a surplus of US\$878.9 million, compared to a deficit of US\$757.4 million recorded for the corresponding period in 2018 on account of portfolio investment (Eurobond issuance) inflows into the financial account.

Mr. Speaker, the current account registered a deficit of US\$829.5 million compared to a deficit of US\$1,002.0 million in 2018. This improvement was driven by large surpluses in trade balance and private remittance transfers.

Mr. Speaker, the trade balance for the nine months of 2019 recorded a surplus of US\$1,683.4 million. Though the values of both exports and imports increased, the growth in export receipts (3.3%) exceeded that of imports (2.5%).

Mr. Speaker, the total merchandise exports for the period amounted to US\$11,692.8 million, indicating an increase of US\$368.6 million from the US\$11,324.2 million recorded for the same period in 2018. This development was on the back of gold and crude oil exports.

Mr. Speaker, crude oil export receipts amounted at US\$3,425.5 million, an increase of 1.4 percent over the level recorded in same of period in 2018. This outcome was as a result of an increase of 13.7 percent in volumes exported from 46.51 million barrels in 2018 to 52.90 million barrels in 2019. However, the average realized price of crude oil, fell by 10.7 percent from US\$72.6 per barrel to settle at US\$64.8 per barrel.

Mr. Speaker, gold export receipts amounted to US\$4,647.3 million compared to US\$4,281.0 million during the same period in 2018. This growth was due to increase in both volume and price. The volume of gold exported increased by 3.3 per cent, from US\$3.31 million fine ounce to 3.42 million fine ounces. The average realized price, also increased by 5.1 percent, from US\$1,290.3 per fine ounce to US\$1,358.7 per fine ounce.

Mr. Speaker, the earnings from cocoa beans and products exports totaled US\$1,573.0 million compared to US\$1,569.8 million in 2018, representing an increase of 10.1 percent. Exports of cocoa products increased by 10.1 percent from US\$564.2 million to US\$621.1. This was driven primarily by an increase in the volume of exports by 11.9 percent from 188,808 metric tons to 211,218 metric tons. The average realized export price, however, declined marginally by 1.6 percent from US\$2,988.0 per metric ton to US\$2,940.9 metric ton.

Mr. Speaker, exports of cocoa beans, however, declined by 5.4 percent from US\$1,005.5 million to US\$951.8 million, driven largely by a significant 12.6 percent reduction in export volume from 466,756 metric tons to 407,779 metric tons. Average realized price, however, increased by 8.3 percent from US\$2154.5 per metric ton to US\$2,334.2 per metric ton.

Mr. Speaker, total value of merchandise imports amounted to US\$10,009.5 million, showing an increase of 2.5 per cent over last year's outturn. This was explained largely by 6.0 percent increase in non-oil imports from US\$7,869.3 million to US\$8,340.6 million, on account of a gradual pick up for imports of capital and intermediate goods category. Oil and gas imports however, declined by 12.1 percent from US\$1,897.5 million to US\$1,668.8 million in 2019.

Mr. Speaker, during the period under review (January to September, 2019), the Services, Investment income and Unilateral transfers' recorded a deficit of US\$2,559.3 million compared to a deficit of US\$2,512.9 million in 2018. This marginal decline was moderated by larger increase in private inwards remittances from migrants abroad.

Mr. Speaker, current transfers which are mostly private remittances increased by 27.4 per cent from US\$1,952.1 million in 2018 to US\$2,486.4 million in 2019.

Mr. Speaker, the services account imbalances persisted in 2019. It worsened from a deficit of US\$1,969.1 million to a deficit of US\$2,559.7 million as a result of an increase in net service payments attributed to a high foreign participation in the provision of oil & gas and mining related services.

Mr. Speaker, the income account recorded net outflows of US\$2,439.6 million compared to US\$2,542.2 million for the same period in 2018. The outflows were in respect of interest payments, dividend payments and distribution of profits.

Mr. Speaker, the capital account received transfers totalling US\$178.2 million during the review period, compared to US\$225.8 million received in the same period in 2018.

Mr. Speaker, transactions in the financial account improved from a surplus position of US\$356.2 million during the first- nine months of 2018 to US\$1,367.8 million in 2019. This development was on the account of higher inflows of foreign investments largely form portfolio investments (issuance of sovereign bonds).

Mr. Speaker, the country’s gross international reserves at the end of September 2019 increased by US\$1,111.8 million to US\$ 8,136.6 million from a stock position of US\$7,024.8 million as at the end of December 2018. This was sufficient to provide 4.1 months of imports cover compared to 3.6 months of imports cover for both September and December 2018.

External Sector Outlook for 2019

Mr. Speaker, the trade balance is estimated to improve to a surplus of US\$2,164.9 million by the end of 2019 from a surplus of US\$1,808.7 million recorded in 2018; mainly on account of increased exports receipts from gold and crude oil exports. Imports are projected to increase marginally on account of non- oil imports.

Mr. Speaker, the current account deficit is projected to increase marginally to US\$2,066.9 million (3.0 per cent of GDP) from a deficit of US\$2,043.9 million (3.1 per cent of GDP) recorded in 2018, on the back of increased service payments to the rest of the world. The capital and financial account is projected to receive net inflows of US\$2,498.9 million compared to US\$1,500.4 million recorded in 2018.

Mr. Speaker, the overall Balance of Payment is projected to record a surplus of US\$432.0 million compared to a deficit of US\$671.5 million registered for the same period of 2018.

Mr. Speaker, the country’s gross international reserves are projected to end the year at US\$7,456.8 million sufficient to provide 3.8 months of imports cover as at December 2019.



REPUBLIC OF GHANA

📍 Finance Drive, Ministries-Accra 📄 Digital Address: GA - 144-2024 📧 MB40, Accra - Ghana
☎ +233 302-747-197 ✉ info@mofep.gov.gh 🌐 mofep.gov.gh 🐦 📘 @ministryoffinanceghana

© 2019. All rights reserved. No part of this publication may be stored in a retrieval system or transmitted in any or by any means, electronic, mechanical, photocopying, recording or otherwise without the prior written permission of the Ministry of Finance