



REPUBLIC OF GHANA

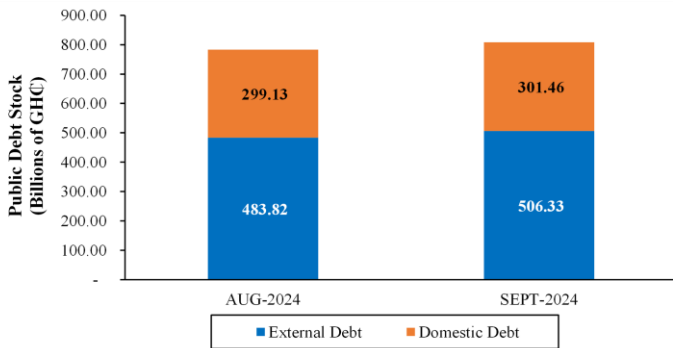
MINISTRY OF FINANCE

MONTHLY PUBLIC DEBT NEWSLETTER

SEPTEMBER 2024 EDITION

Public Debt Highlights: Sept-2024

- Prov. Nominal Debt Stock** : **GHC807.79 bn**
Equivalent to : *US\$51.00 bn*
- Prov. Public Debt to Rev. Proj. GDP** : **79.18%**
o/w External Debt to GDP : *49.63%*
o/w Domestic Debt to GDP : *29.55%*
- Prov. Change in Public Debt Stock**
YTD : *44.14%*
YoY : *53.60%*
MoM : *4.65%*

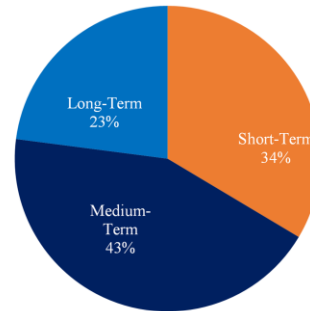


PROVISIONAL CENTRAL GOV'T DEBT STOCK

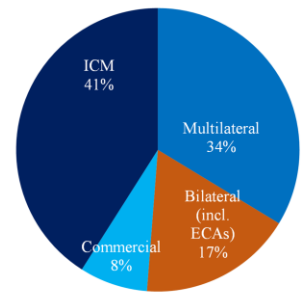
	AUG-2024		SEPT-2024	
	USD' MM	GHS' MM	USD' MM	GHS' MM
TOTAL CG DEBT STOCK	51,626.69	782,949.67	51,003.86	807,794.02
External Debt	31,902.71	483,823.74	31,969.53	506,330.20
Domestic Debt	19,723.98	299,125.93	19,034.33	301,463.82
EXTERNAL DEBT STOCK	31,902.71	483,823.74	31,969.53	506,330.20
Multilateral	10,739.61	162,872.68	10,767.50	170,534.56
Bilateral	5,577.31	84,583.33	5,610.76	88,862.63
Commercial	2,481.92	37,639.74	2,487.41	39,395.28
International Capital Market	13,103.87	198,728.00	13,103.87	207,537.73
DOMESTIC DEBT STOCK	19,723.98	299,125.93	19,034.33	301,463.82
Short-Term Instruments	6,551.21	99,353.10	6,388.88	101,186.45
Medium-Term Instruments	8,532.11	129,394.60	8,203.54	129,926.91
Long-Term Instruments	4,561.69	69,180.75	4,368.05	69,180.75
Standard Loans	78.96	1,197.48	73.86	1,169.71

Source: Ministry of Finance

Domestic Debt, end Sep-2024



External Debt, end Sep-2024



- Total Debt Inflows** - **GHC26.02 bn**
o/w External Debt Disbursements - *GHC 0.43 bn*
o/w Domestic Debt Issuances - *GHC25.60 bn*
- Total Principal Repayments** - **GHC24.09 bn**
o/w External Debt Repayments - *GHC 0.41 bn*
o/w Domestic Debt Maturities - *GHC23.68 bn*

Disclaimer: The data herein are provisional. The Ministry reserves the right to revise the figures anytime new information becomes available.

