



REPUBLIC OF GHANA

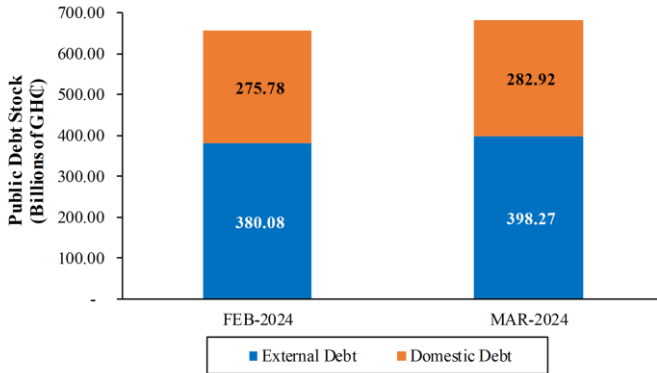
MINISTRY OF FINANCE

MONTHLY DEBT NEWSLETTER

MARCH 2024 EDITION

Central Gov't Debt Highlights: Mar-2024

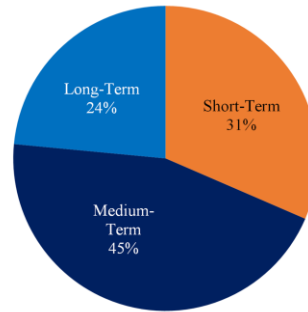
- Nominal Prov. CG Debt Stock : GHC681.19 bn**
Equivalent to : US\$52.91 bn
- Prov. CG Debt Stock to GDP : 64.82%**
o/w External Debt to GDP : 37.90%
o/w Domestic Debt to GDP : 26.92%
- Prov. Change in CG Debt Stock**
YTD : 13.43%
YoY : 23.13%
MoM : 4.79%



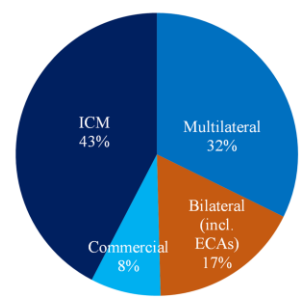
PROVISIONAL CENTRAL GOV'T DEBT STOCK				
	FEB-2024		MAR-2024	
	USD' MM	GHS' MM	USD' MM	GHS' MM
TOTAL CG DEBT STOCK	52,881.67	655,859.66	52,907.33	681,192.51
External Debt	30,645.29	380,075.17	30,933.09	398,269.71
Domestic Debt	22,236.38	275,784.48	21,974.25	282,922.80
EXTERNAL DEBT STOCK	30,645.29	380,075.17	30,933.09	398,269.71
Multilateral	9,682.80	120,089.94	9,981.64	128,515.60
Bilateral	5,364.99	66,538.71	5,356.51	68,966.14
Commercial	2,493.64	30,927.13	2,491.07	32,073.06
International Capital Market	13,103.87	162,519.40	13,103.87	168,714.90
DOMESTIC DEBT STOCK	22,236.38	275,784.48	21,974.25	282,922.80
Short-Term Instruments	6,620.15	82,105.80	6,918.43	89,076.16
Medium-Term Instruments	10,142.74	125,794.26	9,788.08	126,023.54
Long-Term Instruments	5,361.38	66,493.98	5,164.50	66,493.98
Standard Loans	112.11	1,390.45	103.23	1,329.12

Source: Ministry of Finance

Domestic Debt, end Mar-2024



External Debt, end Mar-2024



- Total Debt Inflows - GHC26.29 bn**
o/w External Debt Disbursements - GHC 4.61 bn
o/w Domestic Debt Issuances - GHC21.68 bn
- Total Principal Repayments - GHC15.04 bn**
o/w External Debt Repayments - GHC 0.13 bn
o/w Domestic Debt Maturities - GHC14.91 bn

Disclaimer: The data herein are provisional. The Ministry reserves the right to revise the figures anytime new information becomes available.

