



REPUBLIC OF GHANA

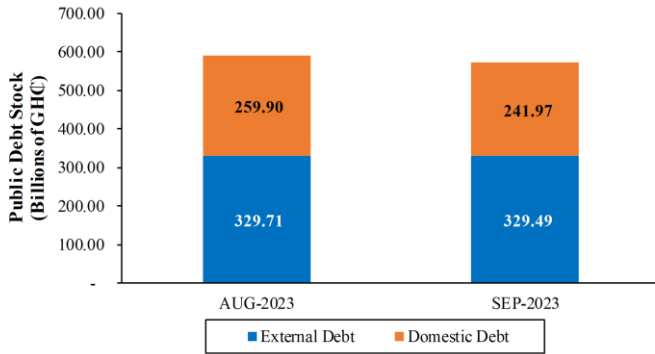
MINISTRY OF FINANCE

MONTHLY DEBT NEWSLETTER

SEPTEMBER 2023 EDITION

Central Gov't Debt Highlights: Sept-2023

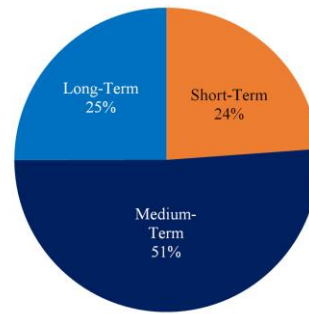
- Nominal Prov. CG Debt Stock : GHC571.47 bn**
Equivalent to : US\$51.42 bn
- Prov. Public Debt Stock to GDP : 67.90%**
o/w External Debt to GDP : 39.15%
o/w Domestic Debt to GDP : 28.75%
- Prov. Change in Public Debt Stock**
YTD : 36.38%
YoY : 21.27%
MoM : -0.06%



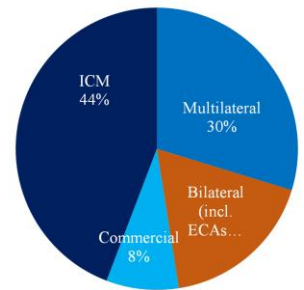
PROVISIONAL CENTRAL GOV'T DEBT STOCK				
	AUG-2023		SEP-2023	
	USD' MM	GHS' MM	USD' MM	GHS' MM
TOTAL CG DEBT STOCK	53,492.73	589,607.55	51,420.64	571,468.45
External Debt	29,912.95	329,706.52	29,647.87	329,494.53
Domestic Debt	23,579.78	259,901.03	21,772.78	241,973.92
EXTERNAL DEBT STOCK	29,912.95	329,706.52	29,647.87	329,494.53
Multilateral	8,948.52	98,632.43	8,815.86	97,975.90
Bilateral	5,368.85	59,176.50	5,267.64	58,542.45
Commercial	2,491.71	27,464.16	2,460.50	27,345.05
International Capital Market	13,103.87	144,433.44	13,103.87	145,631.13
DOMESTIC DEBT STOCK	23,579.78	259,901.03	21,772.78	241,973.92
Short-Term Instruments	5,009.65	55,217.36	5,193.55	57,719.01
Medium-Term Instruments	10,070.59	111,000.06	11,000.53	122,255.46
Long-Term Instruments	8,362.38	92,171.77	5,447.89	60,545.72
Standard Loans	137.16	1,511.85	130.81	1,453.73

Source: Ministry of Finance

Domestic Debt, end Sep-2023



External Debt, end Sep-2023



- Total Debt Inflows** - **GHC13.92 bn**
o/w External Debt Disbursements - *GHC 0.19 bn*
o/w Domestic Debt Issuances - *GHC13.73 bn*
- Total Principal Repayments** - **GHC11.76 bn**
o/w External Debt Repayments - *GHC 0.32 bn*
o/w Domestic Debt Maturities - *GHC11.44 bn*

Disclaimer: The data herein are provisional. The Ministry reserves the right to revise the figures anytime new information becomes available.

